



**FINANCIAL
SECTION**



**FINANCIAL SECTION
ALL FUNDS**

LITTLETON PUBLIC SCHOOLS

Littleton, Colorado

BUDGET FACTS, ASSUMPTIONS, AND SIGNIFICANT TRENDS

The main goal of this budget document is to provide a strategic, financial guideline for the district to control revenues and expenditures based on the information available at the time of preparation. It allows district stakeholders to develop goals for the fulfillment of the district's educational responsibilities while conscientiously utilizing the funding provided by taxpayers to not only achieve those goals, but also to maintain a safe environment for students, staff, and the community.

The 2021–2022 budget was developed knowing some facts and making certain assumptions based on both historical trends and current information. These facts, assumptions, and trends are as follows.

Facts

1. The fiscal year 2021–2022 budget is in alignment with:
 - The district's Board goals.
 - Individual school improvement plans.
2. Legislators determined the amount of funding for K–12 education for 2021–2022 via the Colorado Public School Finance Act. Additionally, Amendment 23 requires the statewide base per-pupil revenue (PPR) to be increased by current inflation, which is 2.0 percent. In order to offset required base funding increases, the state incorporates a budget stabilization factor into the School Finance Act funding calculations. The amount of the budget stabilization factor was set at 7.0 percent for fiscal year 2021–2022, a decrease from a negative 12.7 percent the prior year. Based on the state's calculations, the budget has been prepared using a School Finance Act funding amount of \$8,539 in PPR, an increase of \$702 per pupil when compared to the 2020–2021 PPR of \$7,837.
3. The district's School Finance Act Total Program revenue is based on an estimated average funded pupil count of 14,319.7, generating \$122,271,909 of program revenues.
4. An additional \$2,012 per pupil is provided by local taxes as the result of the override elections of 1988, 1997, 2004, and 2010, and the hold-harmless override.
5. Voters approved a Debt-Free Schools Mill Levy Override in November 2020 for the sole purpose of funding general facility maintenance needs, new technology, and existing technology upgrades without borrowing money. The \$14.4 million generated by this mill levy in 2021–2022 allows the district to focus the School Finance Act funds it receives more on the educational needs of our students rather than facility and equipment maintenance efforts.
6. Effective June 30, 2015, the Governmental Accounting Standards Board (GASB) issued Statement No. 68, *Accounting and Financial Reporting for Pensions* (Statement No. 68), which revised and established new financial reporting requirements for school districts that provide employees with pension benefits, i.e., Colorado Public Employees' Retirement Association (PERA). Statement No. 68 requires cost-sharing districts participating in the PERA program to record their proportionate share of PERA's unfunded pension liability in financial reports. The district has no legal obligation to fund this shortfall, nor does it have any ability to affect PERA's funding, benefits, or annual required contribution decisions. Because the district has no legal obligation to fund the pension liability, this budget does not include an unfunded pension liability line item. As of June 30, 2020, the net PERA liability for the district was \$267,994,602.
7. Effective June 30, 2018, GASB Statement No. 75, *Accounting and Financial Reporting for Postemployment Benefits Other Than Pensions*, established new financial reporting requirements

LITTLETON PUBLIC SCHOOLS

Littleton, Colorado

BUDGET FACTS, ASSUMPTIONS, AND SIGNIFICANT TRENDS (continued)

for school districts that provide postemployment benefits other than pensions (OPEB) to record their proportionate share of the net OPEB liability. Currently, the district is a cost-sharing participant in the Health Care Trust Fund (HCTF) which is administered by PERA. While the district has no legal obligation to fund the shortfall, the district's portion of the net OPEB liability, as of June 30, 2020, was \$13,176,536.

8. Effective for all reporting periods that begin subsequent to December 15, 2020, GASB Statement No. 87, *Leases*, provides for three accounting treatments for lease agreements: short-term (12 months or less), contracts that transfer ownership, and contracts that do not transfer ownership. This statement is designed to improve the recognition of leased assets and related liabilities. The district will implement GASB Statement No. 87 effective July 1, 2021.
9. PERA's annual required employer contribution will be 20.90 percent for the fiscal year.
10. This budget's revenue projections were prepared using information provided by the Colorado Department of Education (CDE), the Arapahoe County Assessor, the federal government, and other sources using methods recommended in the CDE's Financial Policies and Procedures Handbook. The expenditure estimates were prepared based on program needs, enrollment projections, mandated requirements, employee contracts, contracted services, and anticipated changes in economic conditions.
11. The 2021–2022 budget was prepared in compliance with Article X, Section 20 of the Colorado Constitution, which outlines the tax limitations and reserve requirements, including TABOR reserves. However, the district is not subject to revenue and spending limitations under that same law because district voters approved a ballot issue exempting the district from such limits in the November 1998 general election. The district remains subject to reserve requirements.
12. Board policy DB—Annual Budget requires the district to maintain an unassigned fund balance equivalent to 5.0 percent of the district's current fiscal year General Fund budgeted revenues, excluding charter school revenues.
13. This budget includes a Board-approved negotiated salary schedule increase of 1.25 percent, plus a one-step advancement on the salary schedule for all certified employees for fiscal year 2021–2022. It also includes adding back a certified furlough day as well as improvement to the student athletics and activities salary schedules for coaches and sponsors. Classified, administrators, and professional support employees receive a salary schedule increase of 3.0 percent.
14. In 2021–2022, the Board approved \$3.1 million in new recurring expenditures. Approximately \$2.1 million of the increases are staffing related, including providing assistant principals at the elementary level, restoring budget cuts to the weighted staffing FTE of all schools, providing principals for both the Village Preschool and Career Exploration Center, and providing some additional programming support at Littleton High School and Sandburg Elementary. The other \$1.0 million of new recurring expenditures are earmarked for curriculum refreshes.
15. In 2021–2022, the Board also approved \$2.3 million in one-time expenditures. Approximately \$1.2 million will be used to refresh computers and other technology equipment, update some of the equipment used by district security, and provide training for district instructional staff. The remaining \$1.1 million is being used to temporarily increase the pooled staffing points (FTE) the

LITTLETON PUBLIC SCHOOLS
Littleton, Colorado

BUDGET FACTS, ASSUMPTIONS, AND SIGNIFICANT TRENDS
(continued)

district uses to provide schools and programs with any additional staffing needed in the event actual enrollment is higher than projected numbers and recent boundary changes.

16. The district negotiated no rate increase in both the employer and employee shares of the 2021–2022 health and dental insurance programs with guaranteed caps on possible increases in the next fiscal year as well.
17. In 2021–2022, the Extended Day Care Program Fund will transfer \$242,117 to offset General Fund indirect costs, and the Nutrition Services Fund will pay direct costs for overhead and warehousing services totaling \$46,600.
18. The General Fund will transfer \$540,179 to the Capital Projects Fund and \$2,500,000 to the Risk Management Fund. These transfers cover the cost of new buses, technology equipment, and insurance premiums.
19. The General Fund will transfer \$1,876,123 to the Student Athletic, Activities, and Clubs Fund in support of district-sponsored extracurricular athletics and activities.
20. In 2021–2022, the General Fund will transfer \$8,065,172 in Total Program per-pupil revenues to the charter schools. Additionally, based on the mill levy override sharing plan, the charter schools will receive \$974,534 of mill levy override funding via a transfer from the General Fund. The Operations and Technology Fund will transfer \$968,481 of the Debt-Free Schools Mill Levy Override revenues to the charter schools on a per-pupil basis.

Assumptions

1. Actual funding to the district is primarily provided by the Colorado Public School Finance Act and is calculated from the pupil counts. For fiscal year 2021–2022, the count will occur October 1, 2021. The average funded pupil count is projected at 14,319.7 for 2021–2022. The decrease of 159.2 in funded pupils from the prior year is primarily due to increased home-schooling of students in response to the COVID-19 pandemic.
2. An amount equal to 0.7 percent of property taxes will be uncollectible and unrecoverable.
3. The assessment rate for residential property is 7.15 percent of assessed value for 2021–2022.
4. The district anticipates a mill levy of 64.893 mills in 2022 based on an estimated assessed valuation of \$2,062,209,635. The 2021 mill levy was 64.744 mills. Of the total mill levy revenues, 19.8 percent come from voter-approved mill levy overrides, 10.8 percent comes from the voter-approved Debt-Free Schools Mill Levy Override, and another 41.0 percent is set by the state Legislature. The remaining 28.4 percent provides sufficient property tax revenues to cover the annual debt service on the district’s outstanding general obligation bond issuances.
5. Budgeted specific ownership taxes from motor vehicle registrations are anticipated to remain stable for 2021–2022.
6. Interest earnings have been calculated using a 0.09 percent interest rate on the average investments for the district for 2021–2022.

LITTLETON PUBLIC SCHOOLS
Littleton, Colorado

BUDGET FACTS, ASSUMPTIONS, AND SIGNIFICANT TRENDS
(continued)

Significant Revenue and Expenditure Trends

1. School Finance Act program revenues have been cut significantly over the past nine years. This is due to the inclusion of the budget stabilization factor in the per-pupil revenue calculation by the state, which is intended to help the state balance its budget. The budget stabilization factor for fiscal year 2020–2021 was 12.7 percent. For 2021–2022, the state has funded student growth and inflation at 2.0 percent, and is using the budget stabilization factor of 7.0 percent to offset the funding increases required by statute and to balance the state’s budget. The budget stabilization factor results in a \$9.1 million loss of district program revenue for the fiscal year when compared to the state fully funding the program revenue.
2. The CARES Act, enacted on March 27, 2020, established the Education Stabilization Fund. Under that fund, the Elementary and Secondary School Emergency Relief (ESSER) Fund was formed which allows state educational agencies to award sub-grants to various local educational agencies, such as school districts. In 2021–2022, the district is anticipating an award of \$4.9 million from ESSER I, II, and III. Allowable uses for these funds are shown below.
 - Available for cleaning supplies and personal protective equipment (PPE).
 - Available for summer school, including transportation and nutrition expenditures.
 - Available for addressing student needs, improving indoor air quality, student meals, technology, and addressing mental health.

The district will account for revenue and expenditures of these grants in its Designated Purpose Grants Fund.

3. Other state revenues for transportation, special education, and other categorical sources grew slightly in fiscal 2021–2022.
4. Statutory local property tax revenues saw growth when compared to prior year. This was a result of both the reassessment of property values and the November 2020 repeal of the Gallagher Amendment of 1982. Gallagher required the overall percentage of property taxes collected from residential properties not be allowed to exceed 45 percent of total collections. This law resulted in residential assessment rates periodically ratcheting downward due to increases in assessed valuations. The passage of Amendment B to repeal Gallagher froze the residential assessment rate at 7.15 percent unless a statewide vote changes that amount. Additionally, voter-approved mill levy override revenues will remain flat when compared to 2021–2022. Lower levels of budgeted abated property taxes levied will partially offset the revenue increase from the statutory levy.
5. Benefit expenditures will remain stable in fiscal year 2021–2022. However, increased employer healthcare costs increases have been incorporated into future benefits costs.
6. Purchased services, supplies and materials, and capital outlay costs decreased overall due to no COVID-19 related expenditures being budgeted.

LITTLETON PUBLIC SCHOOLS

Littleton, Colorado

BUDGET SUMMARY OF ALL FUNDS FOR THE FISCAL YEAR ENDING JUNE 30, 2022 WITH EXPENDITURES BY OBJECT

	General Fund	Sub-Fund of the General Fund Risk Management Fund	Debt Service Fund Bond Redemption Fund	Capital Projects Funds		Special Revenue Funds Operations and Technology Fund
				Building Fund	Capital Projects Fund	
Beginning fund balances	\$20,928,208	\$2,217,866	\$33,467,208	\$236,570,630	\$2,122,235	\$4,802,830
Revenues and other financing sources:						
Property taxes	80,710,151	-	37,510,357	-	-	14,435,468
Specific ownership taxes	7,425,514	-	-	-	-	-
Interest income	110,000	-	37,000	2,850,000	-	21,653
Other local income	3,388,060	122,510	-	150,000	296,000	-
State/Federal revenue	72,675,417	-	-	-	-	-
Charter contracts	493,000	-	-	-	-	-
Transfers in	242,117	2,500,000	-	-	540,179	-
Total revenues	<u>165,044,259</u>	<u>2,622,510</u>	<u>37,547,357</u>	<u>3,000,000</u>	<u>836,179</u>	<u>14,457,121</u>
Total available	<u>\$185,972,467</u>	<u>\$4,840,376</u>	<u>\$71,014,565</u>	<u>\$239,570,630</u>	<u>\$2,958,414</u>	<u>\$19,259,951</u>
Expenditures:						
Salaries and wages	\$97,572,679	\$290,824	\$ -	\$ -	\$ -	\$5,748,883
Employee benefits	34,421,146	99,071	-	-	-	2,312,666
Purchased services	7,670,996	2,794,980	-	-	-	3,028,636
Contracts with charter schools	9,039,706	-	-	-	-	968,481
Supplies and materials	5,603,659	20,565	-	-	-	3,386,095
Debt service	-	-	34,957,995	-	-	-
Capital outlay	845,203	9,700	-	90,862,663	1,317,000	461,000
Other expenditures	72,861	500	-	-	-	1,910
Transfers out	4,916,302	-	-	-	-	-
Total expenditures/expenses	<u>160,142,552</u> ★	<u>3,215,640</u>	<u>34,957,995</u>	<u>90,862,663</u>	<u>1,317,000</u>	<u>15,907,671</u>
Fund balances						
Non-spendable fund balance	500,000	-	-	-	-	-
Restricted fund balance	5,020,000	-	36,056,570	148,707,967	-	3,352,280
Committed fund balance	-	1,624,736	-	-	1,641,414	-
Assigned fund balance	6,002,347	-	-	-	-	-
Unassigned fund balance	11,807,568	-	-	-	-	-
Ending fund balances	<u>25,829,915</u>	<u>1,624,736</u>	<u>36,056,570</u>	<u>148,707,967</u>	<u>1,641,414</u>	<u>3,352,280</u>
Total Appropriation	<u>\$185,972,467</u>	<u>\$4,840,376</u>	<u>\$71,014,565</u>	<u>\$239,570,630</u>	<u>\$2,958,414</u>	<u>\$19,259,951</u>

★ Includes budgeted one-time spending of \$2.3 million approved by the Board.

LITTLETON PUBLIC SCHOOLS

Littleton, Colorado

BUDGET SUMMARY OF ALL FUNDS FOR THE FISCAL YEAR ENDING JUNE 30, 2022 WITH EXPENDITURES BY OBJECT (continued)

	Special Revenue Funds				Totals	Component Units Charter Schools
	Designated Purpose Grants Fund	Student Athletic, Activities, and Clubs Fund	Nutrition Services Fund	Extended Day Care Program Fund		
Beginning fund balances	\$ -	\$1,443,906	\$775,976	\$1,379,428	\$303,708,287	\$4,279,044
Revenues and other financing sources:						
Property taxes	-	-	-	-	132,655,976	-
Specific ownership taxes	-	-	-	-	7,425,514	-
Interest income	-	6,524	5,000	3,211	3,033,388	10,000
Other local income	-	1,954,530	549,833	3,490,326	9,951,259	510,719
State/Federal revenue	10,865,908	-	3,569,552	-	87,110,877	297,568
Charter contracts	-	-	-	-	493,000	10,008,187
Transfers in	-	1,876,123	-	-	5,158,419	-
Total revenues	10,865,908	3,837,177	4,124,385	3,493,537	245,828,433	10,826,474
Total available	\$10,865,908	\$5,281,083	\$4,900,361	\$4,872,965	\$549,536,720	\$15,105,518
Expenditures:						
Salaries and wages	\$6,513,236	\$1,794,519	\$1,449,639	\$1,809,673	\$115,179,453	\$5,932,949
Employee benefits	2,816,431	388,333	660,840	727,271	41,425,758	2,127,722
Purchased services	806,961	184,984	196,500	227,136	14,910,193	1,602,561
Contracts with charter schools	-	-	-	-	10,008,187	628,027
Supplies and materials	452,111	1,402,756	1,729,963	303,573	12,898,722	366,329
Debt service	-	-	-	-	34,957,995	-
Capital outlay	-	4,500	80,518	5,000	93,585,584	137,120
Other expenditures	277,169	62,085	6,925	178,767	600,217	3,040
Transfers out	-	-	-	242,117	5,158,419	-
Total expenditures/expenses	10,865,908	3,837,177	4,124,385	3,493,537	328,724,528 ★	10,797,748
Fund balances						
Non-spendable fund balance	-	-	-	-	500,000	-
Restricted fund balance	-	-	775,976	-	190,560,513	765,451
Committed fund balance	-	1,443,906	-	1,379,428	6,089,484	-
Assigned fund balance	-	-	-	-	6,002,347	858,806
Unassigned fund balance	-	-	-	-	11,807,568	2,683,513
Ending fund balances	-	1,443,906	775,976	1,379,428	220,812,192	4,307,770
Total Appropriation	\$10,865,908	\$5,281,083	\$4,900,361	\$4,872,965	\$549,536,720	\$15,105,518

★ Includes budgeted one-time spending of \$2.3 million approved by the Board.

LITTLETON PUBLIC SCHOOLS
Littleton, Colorado

BUDGET APPROPRIATION RESOLUTION
FISCAL YEAR 2021–2022

BE IT RESOLVED by the Board of Education of Arapahoe County School District Number Six in Arapahoe County that the amount shown in the following schedule be appropriated to each fund as specified for the ensuing fiscal year beginning July 1, 2021, and ending June 30, 2022.

General Fund	\$185,972,467
Sub-Fund of the General Fund—Risk Management Fund	4,840,376
Total General Fund	190,812,843
Bond Redemption Fund	71,014,565
Building Fund	239,570,630
Capital Projects Fund	2,958,414
Operations and Technology Fund	19,259,951
Designated Purpose Grants Fund	10,865,908
Student Athletic, Activities, and Clubs Fund	5,281,083
Nutrition Services Fund	4,900,361
Extended Day Care Program Fund	4,872,965
Total Appropriation for All Funds	\$549,536,720

BE IT FURTHER RESOLVED that the Board of Education authorizes the use of a portion of the 2021–2022 beginning fund balance for the following funds.

- Risk Management Fund, in the amount of \$593,130 to balance the budget .
- Building Fund, in the amount of \$87,862,663, for work on planned capital projects funded by the issuance of the 2018 voter-approved general obligation bonds of \$298.9 million.
- Capital Projects Fund, in the amount of \$480,821 to balance the budget.
- Operations and Technology Fund, in the amount of \$1,450,550 to balance the budget.

BE IT FURTHER RESOLVED that the use of this portion of the beginning fund balance for the purposes set forth above will not lead to an ongoing deficit due to one-time expenditures and the anticipation of an expenditure rate savings based on historical trends.

BE IT FURTHER RESOLVED that the Board of Education approves all fees charged for cost of expendable materials; assessed fines for lost, damaged, or defaced book(s), materials, or equipment; and participation fees related to attending or participating in a school-sponsored activity or program not within the academic portion of the educational program.

BE IT FURTHER RESOLVED that the Board of Education authorizes the superintendent or his designee to borrow available unencumbered cash balances in the Capital Projects; Nutrition Services; Extended Day Care

LITTLETON PUBLIC SCHOOLS
Littleton, Colorado

BUDGET APPROPRIATION RESOLUTION
FISCAL YEAR 2021–2022
(continued)

Program; Student Athletic, Activities, and Clubs; and Risk Management Funds, in accordance with C.R.S. 22-44-113, to be used to fund short-term cash needs of the district during fiscal year 2021–2022.

BE IT FURTHER RESOLVED that this resolution, in accordance with C.R.S. 22-44-113, excludes inter-fund borrowing from the Bond Redemption Fund.

BE IT FURTHER RESOLVED, in accordance with C.R.S. 22-32-108.5, that the Board of Education's plan for using and distributing mill levy revenue will be focused specifically on the student population of special education with any remaining funds to be distributed to the district and its charter schools on a per-pupil basis. The plan shall be reviewed and updated as necessary as required by the statute.

LITTLETON PUBLIC SCHOOLS

Littleton, Colorado

ALL FUNDS'—COMPARATIVE BUDGET SUMMARIES

				2020–2021		
	2017–2018 Actual	2018–2019 Actual	2019–2020 Actual	Revised Budget	2020–2021 Estimated	2021–2022 Budget
Beginning Fund Balances						
General Fund	\$37,885,288	\$33,486,145	\$27,722,855	\$28,721,571	\$28,721,571	\$20,928,208
Risk Management Fund	1,619,493	1,712,310	1,160,542	1,451,968	1,451,968	2,217,866
Bond Redemption Fund	11,880,350	14,550,662	22,669,254	32,620,185	32,620,185	33,467,208
Building Fund	7,853,888	2,331,959	358,894,702	328,533,879	328,533,879	236,570,630
Capital Projects Fund	3,480,298	3,819,995	4,521,305	3,494,941	3,494,941	2,122,235
Operations and Technology Fund★	-	-	-	-	-	4,802,830
Designated Purpose Grants Fund	-	-	-	-	-	-
Student Athletic, Activities, and Clubs Fund	1,043,384	952,596	984,241 ‡	757,838	757,838	1,443,906
Nutrition Services Fund	1,112,715	1,097,562	1,201,409	1,152,897	1,152,897	775,976
Extended Day Care Program Fund	2,007,220	2,337,826	2,778,614	1,770,679	1,770,679	1,379,428
Totals	<u>\$66,882,636</u>	<u>\$60,289,055</u>	<u>\$419,932,922</u>	<u>\$398,503,958</u>	<u>\$398,503,958</u>	<u>\$303,708,287</u>
Revenues and Other Financing Sources						
General Fund	\$151,029,378	\$158,974,479	\$164,862,484	\$155,196,405	\$156,912,340	\$165,044,259
Risk Management Fund	2,538,831	2,541,498	2,893,146	2,845,600	2,834,500	2,622,510
Bond Redemption Fund	14,270,757	25,358,935	37,559,142	67,619,357	67,614,357	37,547,357
Building Fund	61,681	366,998,733 *	10,462,029	3,500,000	2,900,000	3,000,000
Capital Projects Fund	3,115,604	2,406,995	2,912,625	836,179	836,179	836,179
Operations and Technology Fund★	-	-	-	11,792,893	11,792,893	14,457,121
Designated Purpose Grants Fund	5,444,010	5,661,904	11,928,307	12,025,460	10,168,933	10,865,908
Student Athletic, Activities, and Clubs Fund	4,149,472	4,223,112	4,470,399	4,246,682	2,512,553	3,837,177
Nutrition Services Fund	3,988,488	4,092,398	3,653,283	2,493,341	2,966,766	4,124,385
Extended Day Care Program Fund	5,738,488	6,282,261	3,149,142	1,445,458	2,530,938	3,493,537
Totals	<u>\$190,336,709</u>	<u>\$576,540,315</u>	<u>\$241,890,557</u>	<u>\$262,001,375</u>	<u>\$261,069,459</u>	<u>\$245,828,433</u>
Expenditures						
General Fund	\$155,428,521	\$164,737,769	\$163,863,768	\$164,705,703	\$164,705,703	\$160,142,552
Risk Management Fund	2,446,014	3,093,266	2,601,720	2,402,600	2,068,602	3,215,640
Bond Redemption Fund	11,600,445	17,240,343	27,608,211	66,767,334	66,767,334	34,957,995
Building Fund	5,583,610	10,435,990	40,822,852	129,051,316	94,863,249	90,862,663
Capital Projects Fund	2,775,907	1,705,685	3,938,989	2,510,885	2,208,885	1,317,000
Operations and Technology Fund★	-	-	-	6,895,134	6,990,063	15,907,671
Designated Purpose Grants Fund	5,444,010	5,661,904	11,928,307	12,025,460	10,168,933	10,865,908
Student Athletic, Activities, and Clubs Fund	4,240,260	4,492,226	4,696,802	4,246,682	1,826,485	3,837,177
Nutrition Services Fund	4,003,641	3,988,551	3,701,795	3,328,833	3,343,687	4,124,385
Extended Day Care Program Fund	5,407,882	5,841,473	4,157,077	2,716,326	2,922,189	3,493,537
Totals	<u>\$196,930,290</u>	<u>\$217,197,207</u>	<u>\$263,319,521</u>	<u>\$394,650,273</u>	<u>\$355,865,130</u>	<u>\$328,724,528</u>
Ending Fund Balances						
General Fund	\$33,486,145	\$27,722,855	\$28,721,571	\$19,212,273	\$20,928,208	\$25,829,915
Risk Management Fund	1,712,310	1,160,542	1,451,968	1,894,968	2,217,866	1,624,736
Bond Redemption Fund	14,550,662	22,669,254	32,620,185	33,472,208	33,467,208	36,056,570
Building Fund	2,331,959	358,894,702	328,533,879	202,982,563	236,570,630	148,707,967
Capital Projects Fund	3,819,995	4,521,305	3,494,941	1,820,235	2,122,235	1,641,414
Operations and Technology Fund★	-	-	-	4,897,759	4,802,830	3,352,280
Designated Purpose Grants Fund	-	-	-	-	-	-
Student Athletic, Activities, and Clubs Fund	952,596	683,482	757,838	757,838	1,443,906	1,443,906
Nutrition Services Fund	1,097,562	1,201,409	1,152,897	317,405	775,976	775,976
Extended Day Care Program Fund	2,337,826	2,778,614	1,770,679	499,811	1,379,428	1,379,428
Totals*	<u>\$60,289,055</u>	<u>\$419,632,163</u>	<u>\$398,503,958</u>	<u>\$265,855,060</u>	<u>\$303,708,287</u>	<u>\$220,812,192</u>

* Overall changes in ending fund balances are the result of the incorporation of the bond proceeds from the sale of the voter-approved \$298.9 million in general obligation bonds in fiscal year 2018–2019.

★ The Operations and Technology Fund was created as a result of the passage of the Debt-Free Schools Mill Levy Override by voters in November 2020.

‡ In 2019–2020 the agency fund previously operated by the district for Clubs activities was incorporated into the Athletic and Activities Fund per Governmental Accounting Standards Board (GASB) Statement No. 84. As a result the beginning fund balance was adjusted to include all monies remaining in the Clubs accounts at the end of fiscal 2018–2019.

LITTLETON PUBLIC SCHOOLS

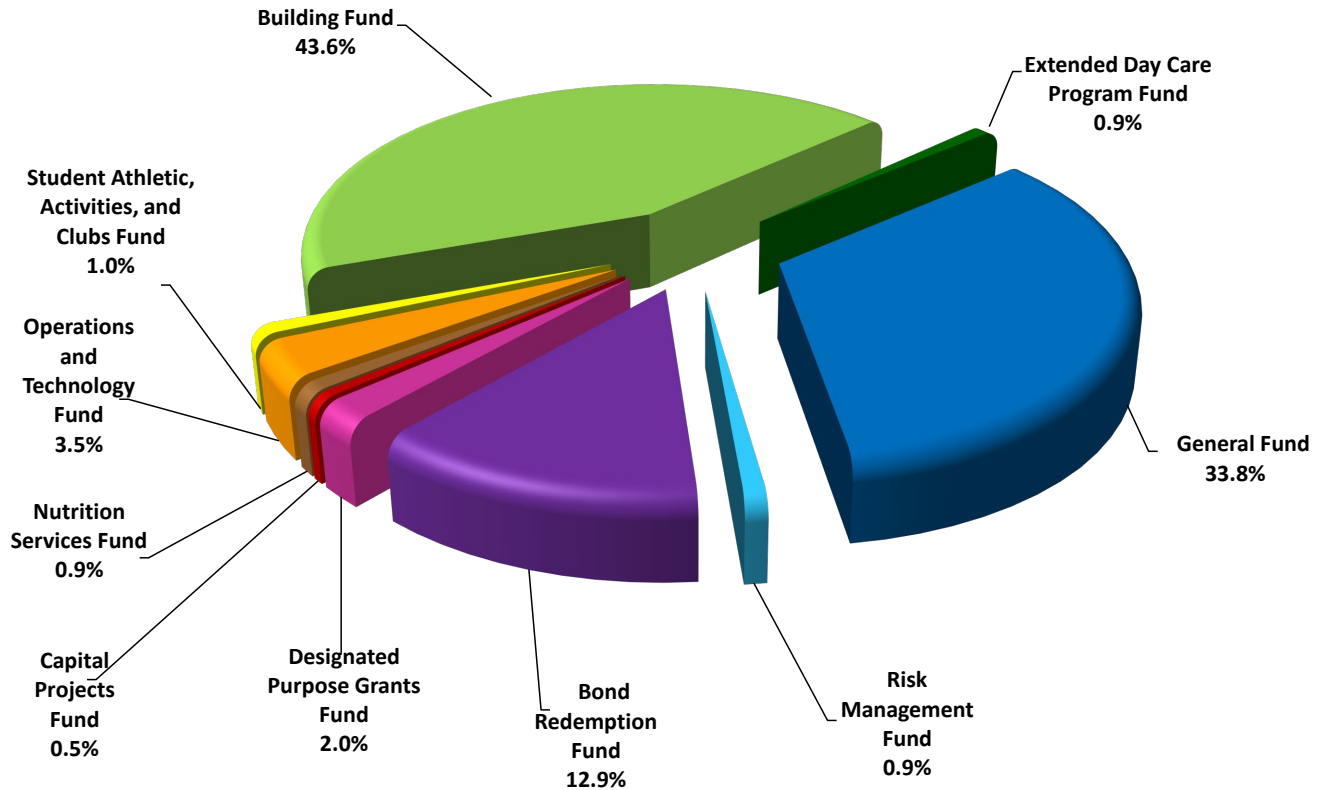
Littleton, Colorado

ALL FUNDS'—COMPARATIVE SUMMARY OF APPROPRIATIONS

	2017–2018	2018–2019	2019–2020	2020–2021	2020–2021	2021–2022
	Actual	Actual	Actual	Revised Budget	Estimated	Budget
Total Appropriations						
General Fund	\$188,914,666	\$192,460,624	\$192,585,339	\$183,917,976	\$185,633,911	\$185,972,467
Risk Management Fund	4,158,324	4,253,808	4,053,688	4,297,568	4,286,468	4,840,376
Bond Redemption Fund	26,151,107	39,909,597	60,228,396	100,239,542	100,234,542	71,014,565
Building Fund	7,915,569	369,330,692	369,356,731	332,033,879	331,433,879	239,570,630
Capital Projects Fund	6,595,902	6,226,990	7,433,930	4,331,120	4,331,120	2,958,414
Operations and Technology Fund★	-	-	-	11,792,893	11,792,893	19,259,951
Designated Purpose Grants Fund	5,444,010	5,661,904	11,928,307	12,025,460	10,168,933	10,865,908
Student Athletic, Activities, and Clubs Fund	5,192,856	5,175,708	5,454,640	5,004,520	3,270,391	5,281,083
Nutrition Services Fund	5,101,203	5,189,960	4,854,692	3,646,238	4,119,663	4,900,361
Extended Day Care Program Fund	7,745,708	8,620,087	5,927,756	3,216,137	4,301,617	4,872,965
Totals	\$257,219,345	\$636,829,370	\$661,823,479	\$660,505,333	\$659,573,417	\$549,536,720

★ The Operations and Technology Fund was created as a result of the passage of the Debt-Free Schools Mill Levy Override by voters in November 2020.

2021–2022 TOTAL BUDGET APPROPRIATIONS



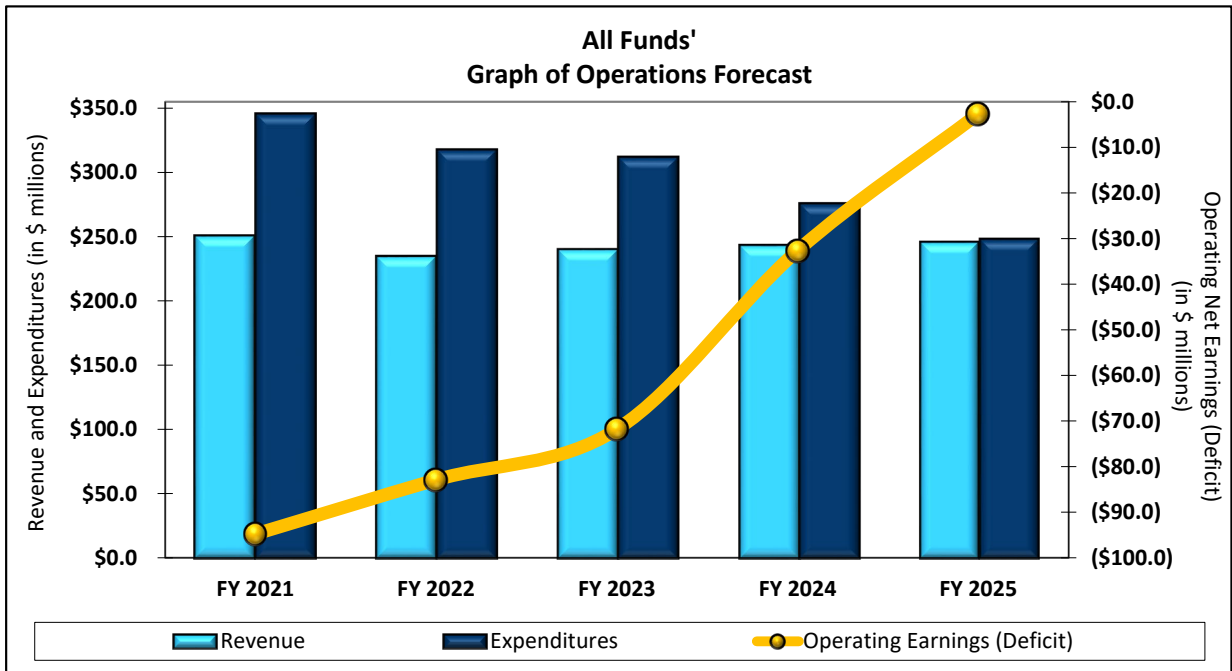
LITTLETON PUBLIC SCHOOLS

Littleton, Colorado

ALL FUNDS'—FORECAST OF REVENUES, EXPENDITURES, AND ENDING FUND BALANCE

	2020–2021 Estimated	2021–2022 Budget	2022–2023 Forecast	2023–2024 Forecast	2024–2025 Forecast
Beginning Fund Balance	\$398,503,958	\$303,708,287	\$220,811,472	\$149,000,392	\$116,370,590
Revenue:					
Property taxes	128,077,512	132,655,976	136,109,116	140,919,887	143,901,552
Specific ownership taxes	7,425,514	7,425,514	7,425,514	7,425,514	7,425,514
Interest income	2,964,472	3,033,388	2,848,665	1,557,309	557,903
Other local income	37,481,270	12,410,426	13,491,542	13,762,625	13,961,916
State/Federal revenue	70,437,350	74,278,802	74,764,532	73,712,304	74,030,295
Transfers in	4,514,408	5,158,419	5,658,419	6,158,419	6,158,419
Total revenues	250,900,526	234,962,525	240,297,788	243,536,058	246,035,600
Expenditures:					
Salaries and wages	101,864,344	107,541,217	108,682,613	109,013,605	109,325,317
Employee benefits	38,516,571	38,609,327	39,335,776	40,777,392	42,342,912
Purchased services	6,999,861	14,103,952	14,590,168	15,037,329	15,519,183
Contract with charter schools	9,334,305	10,008,187	10,199,085	10,557,595	10,897,986
Supplies and materials	9,842,314	11,560,111	10,573,558	10,741,085	10,934,903
Debt service	66,767,334	34,957,995	37,546,100	37,522,850	37,506,550
Capital outlay	97,725,374	93,285,584	85,728,825	47,052,674	16,688,484
Other expenditures	9,618	323,048	209,480	210,270	211,068
One-time major expenditures	10,000,000	2,311,500	-	-	-
Transfers out	4,636,476	5,158,419	5,243,262	5,253,061	5,257,678
Total expenditures	345,696,197	317,859,340	312,108,868	276,165,861	248,684,080
Ending Fund Balance	\$303,708,287	\$220,811,472	\$149,000,392	\$116,370,590	\$113,722,110

NOTE: The Designated Purpose Grant Fund is not included in this combined forecast. The fund is considered temporary, since there is no guarantee the district will continue to receive grant funding or even have the same grants.



LITTLETON PUBLIC SCHOOLS

Littleton, Colorado

BEGINNING AND ENDING FUND BALANCES FOR ALL FUNDS

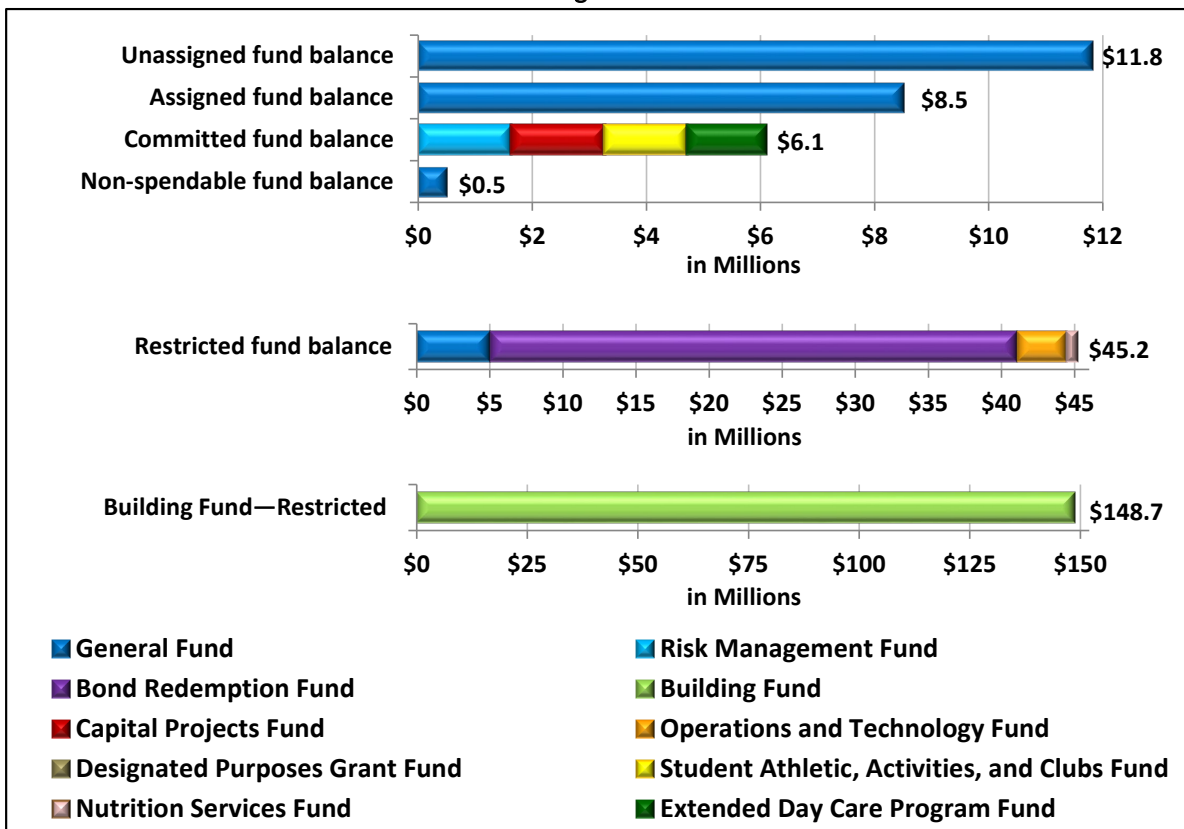
The following table presents the revised beginning fund balances of all funds for fiscal year 2020–2021 as compared to beginning fund balances of all funds for fiscal year 2021–2022.

	2020–2021 Revised Budgeted Beginning Fund Balance	2021–2022 Budgeted Beginning Fund Balance	Change in Beginning Fund Balance
General Fund	\$28,721,571	\$20,928,208	(\$7,793,363)
Risk Management Fund	1,451,968	2,217,866	765,898
Bond Redemption Fund	32,620,185	33,467,208	847,023
Building Fund	328,533,879	236,570,630	(91,963,249)
Capital Projects Fund	3,494,941	2,122,235	(1,372,706)
Operations and Technology Fund★	-	4,802,830	4,802,830
Designated Purpose Grant Fund	-	-	-
Student Athletic, Activities, and Clubs Fund	757,838	1,443,906	686,068
Nutrition Services Fund	1,152,897	775,976	(376,921)
Extended Day Care Program Fund	1,770,679	1,379,428	(391,251)
Total Beginning Fund Balances	\$398,503,958	\$303,708,287	(\$94,795,671)

★ The Operations and Technology Fund was created as a result of the passage of the Debt-Free Schools Mill Levy Override by voters in November 2020.

The graph below illustrates the general classification categories, as defined by GASB 54, of ending fund balances for all funds as of 2021–2022. More information about the General Fund fund balance is available on page 82.

2021–2022 Ending Fund Balances for All Funds



THIS PAGE LEFT BLANK
INTENTIONALLY FOR
PRESENTATION PURPOSES



**FINANCIAL SECTION
GENERAL FUND**

LITTLETON PUBLIC SCHOOLS

Littleton, Colorado

GENERAL FUND

2021–2022 BUDGET OPERATIONS AND FUND BALANCE SUMMARY WITH EXPENDITURES BY FUNCTION

	2017–2018	2018–2019	2019–2020
	Actual	Actual	Actual
Beginning Fund Balance	\$37,885,288	\$33,486,145	\$27,722,855
Revenues:			
Property taxes	71,384,696	73,467,975	78,585,341
Specific ownership taxes	7,012,770	6,957,456	7,946,959
Interest income	300,727	349,237	351,352
Other local income	4,251,273	5,274,188	3,867,472
State revenue	66,984,092	71,960,163	73,769,265
Federal revenue	875,624	727,180	342,095
Transfers in	220,196	238,280	-
Total revenues	<u>151,029,378</u>	<u>158,974,479</u>	<u>164,862,484</u>
Total available	<u>\$188,914,666</u>	<u>\$192,460,624</u>	<u>\$192,585,339</u>
Expenditures:			
Instruction:			
Regular instruction	\$95,639,018	\$99,659,203	\$98,139,466
Special instruction	21,963,749	24,449,313	25,166,652
Governance	1,738,560	1,938,061	2,039,776
Support components at Education Services Center:			
Learning Services	10,768,935	11,617,960	10,899,797
Safety and Security Operations Ω	5,116,101	5,297,492	5,322,505
Human Resource Services	2,179,518	2,180,999	2,310,317
Transportation Services	4,957,358	6,241,816	6,460,733
Information and Technology Services	4,776,392	5,299,797	4,497,663
Financial Services	1,519,841	1,768,597	1,657,613
Transfers out	6,769,049	6,284,531	7,369,246
Total expenditures	<u>155,428,521</u>	<u>164,737,769</u>	<u>163,863,768</u>
Ending Fund Balance	<u>\$33,486,145</u>	<u>\$27,722,855</u>	<u>\$28,721,571</u>

Budget Appropriation

Ω The name of the department was changed from Operations, Maintenance, and Construction effective July 1, 2021, due to the creation of the Operations and Technology Fund.

LITTLETON PUBLIC SCHOOLS

Littleton, Colorado

GENERAL FUND

2021–2022 BUDGET

OPERATIONS AND FUND BALANCE SUMMARY

WITH EXPENDITURES BY FUNCTION (continued)

	2020–2021 Revised Budget	2020–2021 Revised Percent of Total	2021–2022 Budget	2021–2022 Percent of Total	Change in Percent of Total
Beginning Fund Balance	\$28,721,571	15.62%	\$20,928,208	11.25%	(4.37%)
Revenues:					
Property taxes	78,467,334	42.70%	80,710,151	43.40%	0.70%
Specific ownership taxes	7,425,514	4.04%	7,425,514	3.99%	(0.05%)
Interest income	110,000	0.06%	110,000	0.06%	0.00%
Other local income	3,531,486	1.89%	3,881,060	2.09%	0.20%
State revenue	64,740,997	35.20%	72,375,417	38.92%	3.72%
Federal revenue	820,255	0.45%	300,000	0.16%	(0.29%)
Transfers in	100,819	0.04%	242,117	0.13%	0.09%
Total revenues	<u>155,196,405</u>		<u>165,044,259</u>		
Total Available	<u>\$183,917,976</u>	<u>100.00%</u>	<u>\$185,972,467</u>	<u>100.00%</u>	
Expenditures:					
Instruction:					
Regular instruction	\$100,040,513	60.74%	\$99,296,651	62.00%	1.26%
Special instruction	23,314,722	14.16%	25,630,640	16.00%	1.84%
Governance	5,999,806	3.64%	2,157,340	1.35%	(2.29%)
Support Components at Education Services Center:					
Learning Services	12,977,149	7.88%	11,320,563	7.07%	(0.81%)
Safety and Security Operations Ω	2,719,906	1.65%	1,005,147	0.63%	(1.02%)
Human Resource Services	2,199,723	1.34%	2,888,889	1.80%	0.46%
Transportation Services	6,059,129	3.68%	6,629,220	4.14%	0.46%
Information and Technology Services	3,180,248	1.93%	4,061,372	2.54%	0.61%
Financial Services	3,779,205	2.29%	2,236,428	1.40%	(0.89%)
Transfers out	4,435,302	2.69%	4,916,302	3.07%	0.38%
Total expenditures	<u>164,705,703</u> ‡	<u>100.00%</u>	<u>160,142,552</u> ★	<u>100.00%</u>	
Ending Fund Balance	<u>19,212,273</u>		<u>25,829,915</u>		
Budget Appropriation	<u>\$183,917,976</u>		<u>\$185,972,467</u>		

Ω The name of the department was changed from Operations, Maintenance, and Construction effective July 1, 2021, due to the creation of the Operations and Technology Fund.

‡ Included reductions in spending equivalent to \$4.2 million netted by budgeted one-time spending of \$1.0 million for school staffing support, expenditure transfers to the Operations and Technology Fund, and district-wide expenses resulting from the COVID-19 pandemic.

★ Includes budgeted one-time spending of \$2.3 million approved by the Board .

LITTLETON PUBLIC SCHOOLS

Littleton, Colorado

GENERAL FUND—REVENUE SOURCES AND TRENDS

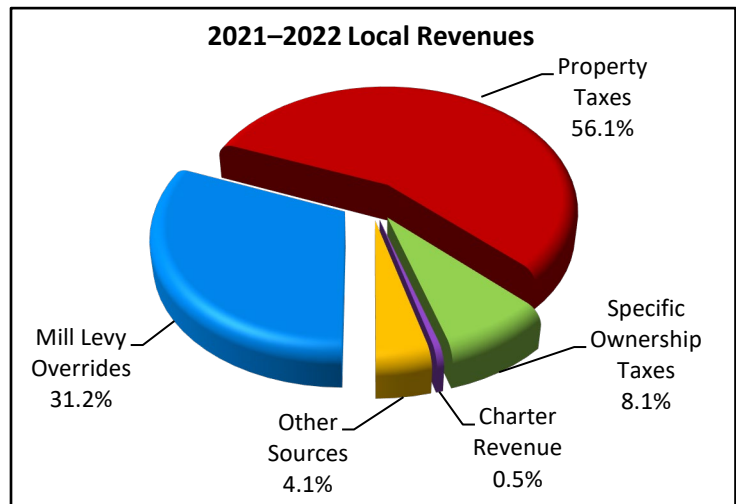
District revenues come from multiple sources, with the primary source being the School Finance Act. Total Program is the term used to describe the total amount of money each school district receives under the School Finance Act, and this revenue is classified as either the Local Share or the State Share. Total Program funding for school districts is provided first by the Local Share. Since the ability of districts to actually raise the taxes necessary to cover the Local Share varies extensively across the state, shortfalls in the Total Program are covered with state funds called the State Share. In fiscal year 2021–2022, LPS will receive an estimated \$122.3 million in Total Program funding.

All revenues received by the district are categorized as local, state, or federal funding. In the 2021–2022 fiscal year, the district expects to collect \$165.0 million with approximately 56.0 percent of the revenue coming from local sources, 43.9 percent from state sources, and the remaining 0.1 percent from federal sources.

Local Sources

Every Colorado homeowner and business owner, except government, charitable, and religious organizations, pays property taxes for schools and other public services. A part of those taxes are the Local Share of the School Finance Act, which is financed by a property tax that all Colorado districts are required to impose. Currently, 56.1 percent of local revenues come from property taxes, which together with approximately half of the specific ownership (vehicle registration) taxes equal the Local Share.

Furthermore, districts can supplement school funding by asking voters to approve additional taxes in the form of mill levy overrides. While this funding source does not affect the amount of state funding a district receives, it is limited by state law to an amount equal to not more than 25.0 percent of a district’s Total Program funding.



Other local sources of funding include tuition payments, student fees for expendable materials used in coursework and projects, fines for damaged materials or equipment, gifts to schools, charter revenues, and interest income.

State Sources

State equalization revenues account for 92.1 percent of the funds the district receives from the state. This State Share is ultimately based on an annual pupil enrollment count, which will be conducted October 1 for fiscal year 2021–2022. Each district is given an eleven-day window in which to establish the enrollment of its students to make certain anyone absent on the count day is included. Pupils are either counted as full-time or part-time depending on the number of scheduled hours of coursework. Part-time students are counted as a 0.5 full-time equivalent (FTE), so the number of actual pupils counted is typically higher than the number funded.

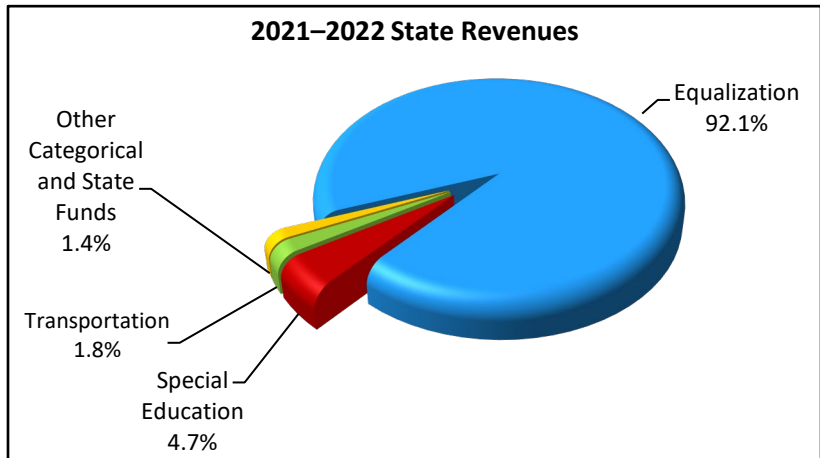
LITTLETON PUBLIC SCHOOLS

Littleton, Colorado

GENERAL FUND—REVENUE SOURCES AND TRENDS (continued)

State equalization provides a per-pupil amount based on the funded pupil count. The formula to calculate the per-pupil funding includes several factors that equalize funding by recognizing district-by-district variances in cost of living, personnel costs, district size, and number of at-risk pupils. Starting in fiscal year 2010–2011, the budget stabilization factor was added to the formula to help the state manage budgeting challenges. Since its inclusion in the formula, the budget stabilization factor has reduced the district’s funding by approximately \$166.0 million.

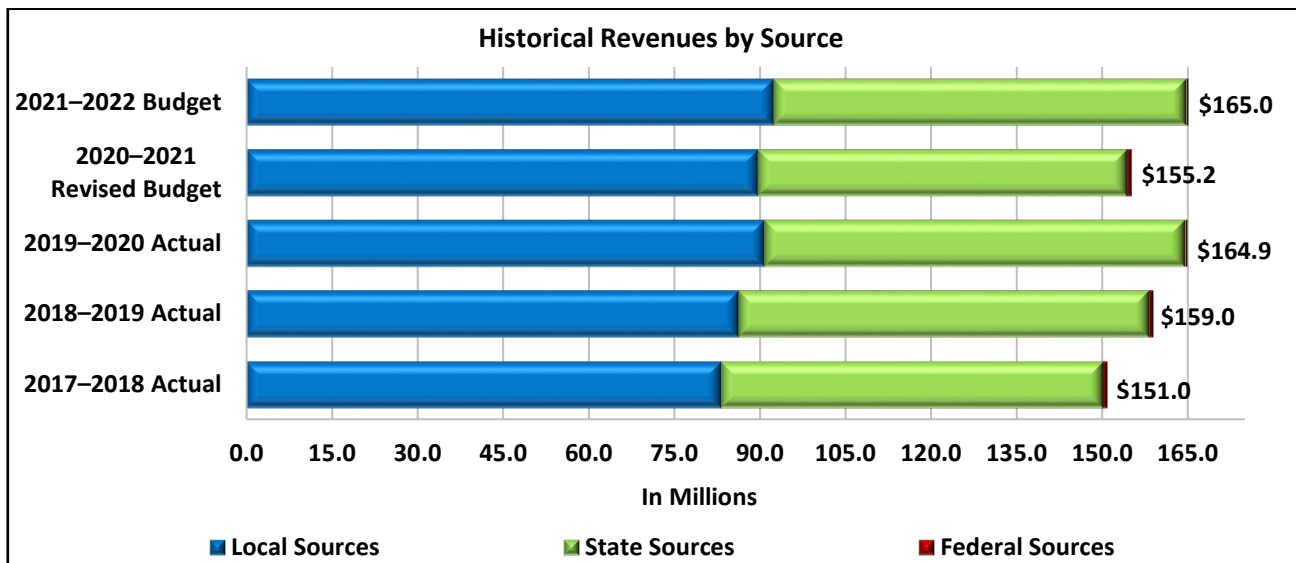
Categorical revenues, and occasionally grant revenues, are also received from the state and account for 7.9 percent of state revenues. These are funds to pay for specific programs designed to serve particular groups of students



or particular student needs. The district receives funds for all six of the primary categorical program areas. They are English language proficiency, gifted and talented education, special education, transportation, vocational education, and at-risk.

Federal Sources

The federal government provides a very limited amount of funding for the district. All of the district’s federal revenue is currently distributed through Title I of the Every Student Succeeds Act (ESSA) to provide extra support for low-income students. The purpose of these funds is to ensure that all students have a fair, equal, and significant opportunity to obtain a high-quality education and reach proficiency on state academic achievement standard assessments. The district uses this funding to meet the educational needs of at-risk students in the schools where needs are greatest.



LITTLETON PUBLIC SCHOOLS
Littleton, Colorado

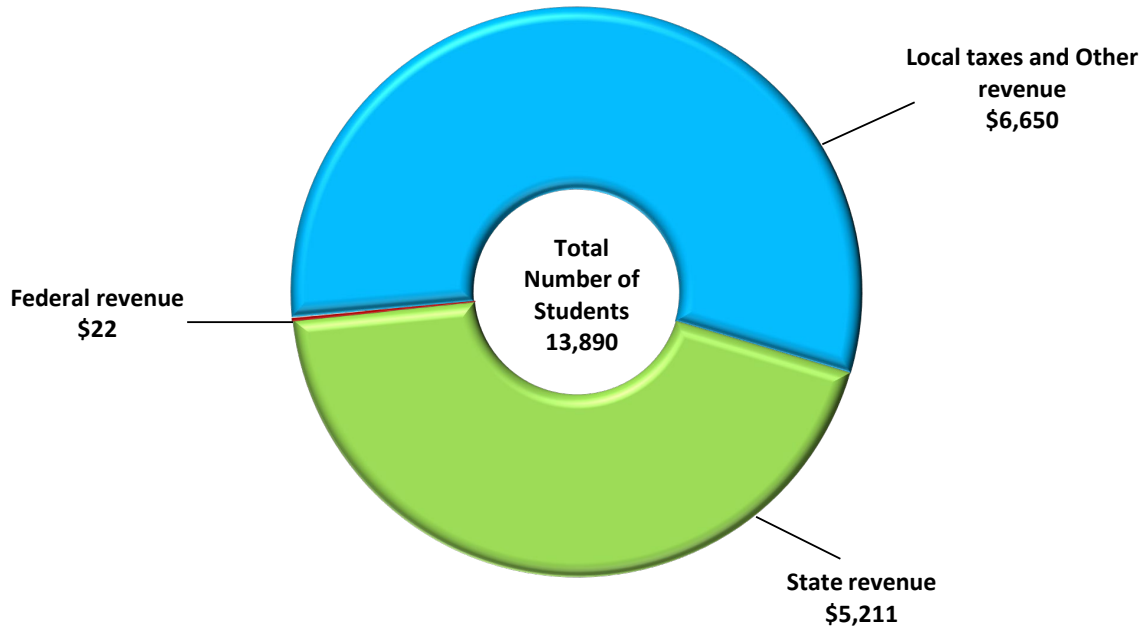
GENERAL FUND
BUDGETED REVENUES SUMMARY

	2017–2018	2018–2019	2019–2020	2020–2021	2021–2022
	Actual	Actual	Actual	Revised Budget	Budget
Beginning Fund Balance	\$37,885,288	\$33,486,145	\$27,722,855	\$28,721,571	\$20,928,208
Revenue:					
Local sources:					
1988 Mill Levy Override	2,998,234	2,998,234	2,998,234	2,998,234	2,998,234
1997 Mill Levy Override	5,000,000	5,000,000	5,000,000	5,000,000	5,000,000
2004 Mill Levy Override	6,500,000	6,500,000	6,500,000	6,500,000	6,500,000
2010 Mill Levy Override	12,000,000	12,000,000	12,000,000	12,000,000	12,000,000
Hold harmless	2,315,347	2,315,347	2,315,347	2,315,347	2,315,347
Property taxes	42,498,780	44,598,940	49,689,535	49,653,753	51,836,570
Specific ownership taxes	7,012,770	6,957,456	7,946,959	7,425,514	7,425,514
Interest on current/delinquent taxes	72,335	55,454	82,225	60,000	60,000
Interest on investments	300,727	349,237	351,352	110,000	110,000
Facility rental fees	69,439	72,261	76,914	35,000	75,000
Parking fees	43,087	37,848	38,348	53,000	58,000
Transportation fees—other	71,160	60,978	33,776	70,000	-
Tuition—driver education	260,822	253,167	239,172	255,270	223,640
Tuition—from other sources	154,258	114,876	12,196	24,000	57,000
Instructional materials fees	723,609	734,480	646,285	600,000	750,000
Gifts to schools	1,299,277	1,485,649	1,377,114	1,194,171	979,420
Miscellaneous revenue	1,200,009	2,064,730	963,985	795,000	1,245,000
Charter revenue	409,778	418,542	458,377	445,045	493,000
Other local income	19,834	31,657	21,305	-	-
Transfers from other funds	220,196	238,280	-	100,819	242,117
Total local revenue	<u>83,169,662</u>	<u>86,287,136</u>	<u>90,751,124</u>	<u>89,635,153</u>	<u>92,368,842</u>
State sources:					
Equalization	62,030,988	67,076,082	67,591,718	59,032,823	66,646,380
Special education	2,665,689	2,836,346	3,383,803	3,361,449	3,417,938
Transportation	980,481	1,050,152	1,358,850	1,320,415	1,307,484
Career/technical education	794,136	514,227	710,613	556,774	556,774
ELPA	297,790	268,589	254,348	254,348	283,011
Gifted and talented	178,958	179,837	180,188	180,188	163,830
At-risk	36,050	34,930	34,589	35,000	-
Full-day kindergarten capital grant	-	-	255,156	-	-
Total state revenue	<u>66,984,092</u>	<u>71,960,163</u>	<u>73,769,265</u>	<u>64,740,997</u>	<u>72,375,417</u>
Federal sources:					
Grants	875,624	727,180	342,095	820,255	300,000
Total federal revenue	<u>875,624</u>	<u>727,180</u>	<u>342,095</u>	<u>820,255</u>	<u>300,000</u>
Total Revenues	<u>151,029,378</u>	<u>158,974,479</u>	<u>164,862,484</u>	<u>155,196,405</u>	<u>165,044,259</u>
 Total funds available	<u>\$188,914,666</u>	<u>\$192,460,624</u>	<u>\$192,585,339</u>	<u>\$183,917,976</u>	<u>\$185,972,467</u>

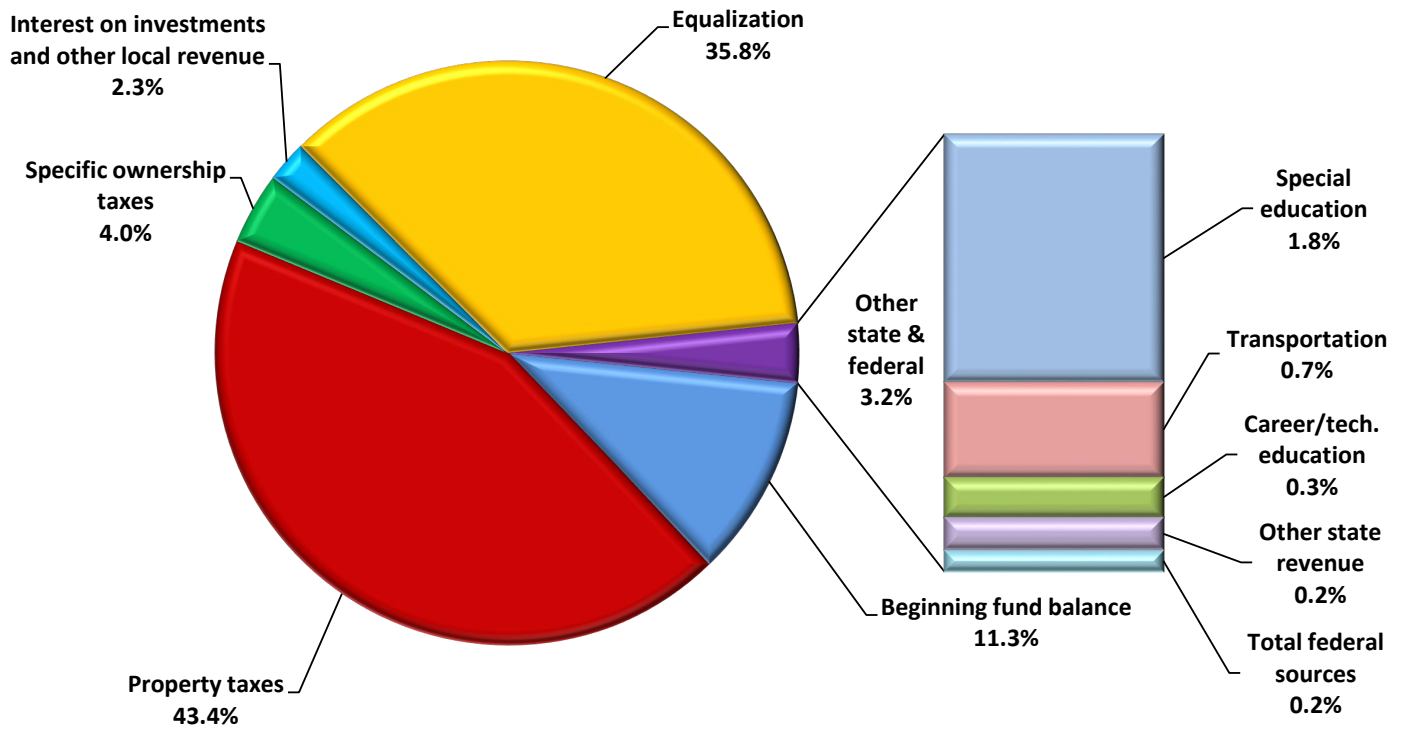
LITTLETON PUBLIC SCHOOLS Littleton, Colorado

GENERAL FUND REVENUE GRAPHS

2021–2022 Revenue Components Per Student



2021–2022 General Fund—Total Funds Available

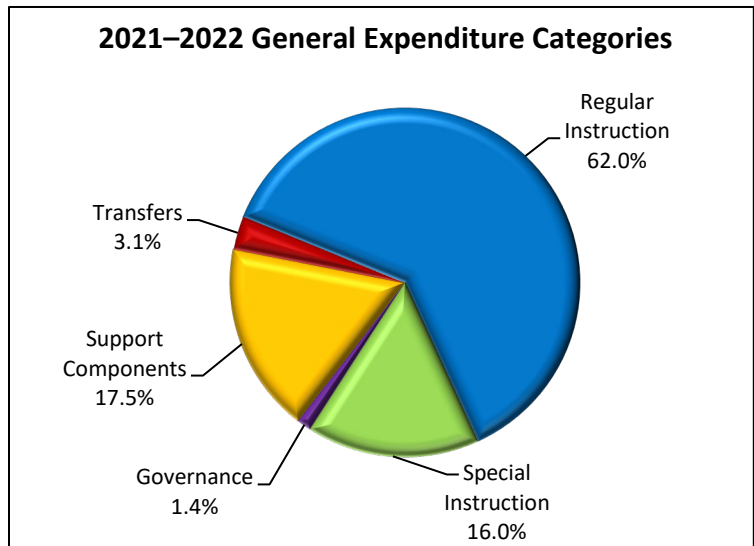


LITTLETON PUBLIC SCHOOLS

Littleton, Colorado

GENERAL FUND—EXPENDITURES OVERVIEW

The General Fund is the district’s general operating fund and is used to account for all financial transactions except those required to be accounted for in another fund. Expenditures in this fund include all costs associated with the daily operations of the district, and they are allocated first by department and/or location, which identify specific uses such as regular education, transportation, or maintenance. The district divides departments into five general categories as shown in the chart to the right.



Expenditures by Service Area

Within the general expenditure categories, expenditures are arranged into service areas that further distinguish the types of expenditures that occur within each.

- Regular Instruction includes expenditures for preschool and elementary schools, charter schools, middle schools, high schools, and districtwide fees and gifts. The expenditures consist of not only the costs associated with education of students but also the general costs of running the various buildings that house the students. Overall, in fiscal year 2021–2022, regular instruction accounts for 60.8 percent of staffing and 62.0 percent of total expenditures in the General Fund.
- Special Instruction includes expenditures for special education and career and technical education. These expenditures are comprised of not only the costs for the programs offered for students identified as having a disability and who meet state and federal eligibility requirements but also the costs for the many vocational programs the district offers for Grades 6–12. In fiscal year 2021–2022, special instruction accounts for 20.5 percent of staffing and 16.0 percent of total expenditures in the General Fund.
- Governance pertains to the expenditures of the district’s Board and Superintendent. These expenditures include expenses for strategic planning, community relations and communications services, organizational improvements, and supervision of mandates. This service area accounts for 0.4 percent of General Fund staffing and 1.4 percent of the total budgeted expenditures in fiscal year 2021–2022.
- Support Components encompass expenditures related to the centralized departments of the district that contribute to the overall efficient function of the district. These service areas are Learning Services; Human Resource Services; Safety and Security Operations; Transportation Services; Information and Technology Services; and Financial Services. Together, they account for the remaining 18.3 percent of General Fund staffing along with 17.5 percent of the budgeted expenditures.
- Transfers are not an actual service area, although they do comprise 3.1 percent of the budgeted 2021–2022 expenditures. In order to provide sufficient operating resources in other district funds, the General Fund supplements them in the form of transfers. The Risk Management Fund will receive a transfer of \$2,500,000 and Capital Projects Fund will receive \$540,179 in fiscal year

LITTLETON PUBLIC SCHOOLS

Littleton, Colorado

GENERAL FUND—EXPENDITURES OVERVIEW (continued)

2021–2022. This provides capital for both general district insurance needs, annual equipment leases, and vehicle purchases. Additionally, the General Fund will provide \$1,876,123 to the Student Athletic, Activities, and Clubs Fund in support of the many district-sponsored extracurricular activities in which students participate. This is equivalent to 48.9 percent of the total budgeted revenues in that particular fund.

Expenditures by Object

Within each service area, expenditures are further categorized by objects which are used to describe the general service or commodity obtained as the result of the expenditures.

- Salaries and wages are the amounts paid for personnel services rendered by both permanent and temporary school district employees, including personnel substituting for those in permanent positions. Salaries and wages account for 60.9 percent of budgeted 2021–2022 expenditures.
- Employee benefits are the amounts paid by the school district on behalf of employees. They include life and disability insurance, Medicare, Colorado Public Employees Retirement Association (PERA) retirement contributions, and health, dental, and vision insurances. In fiscal year 2021–2022, the district has allocated 21.5 percent of budgeted expenditures for benefits.
- Purchased services are services which by their nature can only be performed by individuals or companies with specialized skills and knowledge. They may or may not result in an actual product, but regardless, a service has been performed for the district. Purchased services account for 4.8 percent of the district’s 2021–2022 budgeted expenditures.
- Contracts with charter schools are considered a purchased service; however, the district shows it as a separate line item because it is a material amount. This contracted expenditure specifically reflects the revenues the district collects from the School Finance Act and the various mill levy overrides on behalf of the district’s two charter schools. These contracts account for 5.6 percent of the district’s budgeted expenditures in fiscal year 2021–2022.
- Supplies and materials reflect amounts paid for any items that are consumed, worn out, or that deteriorate through use or items that lose their identity through fabrication or incorporation into different or more complex units or substances. This includes general supplies, energy expenditures, books and periodicals, and electronic media materials. In the 2021–2022 budget, supplies and materials account for 3.5 percent of planned expenditures.
- Capital outlay refers to expenditures for the acquisition of capital assets, improvements to grounds, and the purchase of higher-cost equipment. The majority of the district’s capital outlay purchases occur in the district’s Capital Projects Fund, Building Fund, and Operations and Technology Fund, so this particular object accounts for only 0.6 percent of the 2021–2022 budgeted General Fund expenditures.
- Other expenditures are the amounts paid for goods and services not otherwise classified in the other object categories. This includes dues and fees, interest expenditures for debt, and internal services accounts, such as transportation for field trips and printing services. Because of the internal service accounts, this budgeted item is typically expressed as a negative expense.
- Transfers to other funds account for the revenue resources the district transfers from the General Fund to other funds. Together with the other expenditures object category, this accounts for the remaining 3.1 percent of the 2021–2022 budgeted expenditures.

LITTLETON PUBLIC SCHOOLS
Littleton, Colorado

GENERAL FUND
EXPENDITURES BY SERVICE AREA

	2017–2018 Actual	2018–2019 Actual	2019–2020 Actual	2020–2021 Revised Budget	2021–2022 Budget
Regular Instruction					
Elementary Schools and Preschool	\$36,618,194	\$37,615,059	\$37,583,183	\$37,456,518	\$37,531,549
Charter Schools	8,020,216	8,451,225	9,420,242	8,535,386	9,039,706
Middle Schools	18,765,177	19,721,561	18,246,155	18,452,906	17,911,142
High Schools	32,235,431	33,871,359	32,889,886	33,995,703	32,614,254
Districtwide Fees and Gifts	-	-	-	1,600,000	2,200,000
Subtotal	<u>95,639,018</u>	<u>99,659,203</u>	<u>98,139,466</u>	<u>100,040,513</u>	<u>99,296,651</u>
Special Instruction					
Special Education	20,649,883	23,095,733	23,825,473	22,371,364	24,517,613
Career and Technical Education	1,313,866	1,353,580	1,341,179	943,358	1,113,027
Subtotal	<u>21,963,749</u>	<u>24,449,313</u>	<u>25,166,652</u>	<u>23,314,722</u>	<u>25,630,640</u>
Governance					
Governance	1,738,560	1,938,061	2,039,776	5,999,806	2,157,340
Subtotal	<u>1,738,560</u>	<u>1,938,061</u>	<u>2,039,776</u>	<u>5,999,806</u>	<u>2,157,340</u>
Support Components at ESC					
Learning Services	10,768,935	11,617,960	10,899,797	12,977,149	11,320,563
Safety and Security Operations ^Ω	5,116,101	5,297,492	5,322,505	2,719,906	1,005,147
Human Resource Services	2,179,518	2,180,999	2,310,317	2,199,723	2,888,889
Transportation Services	4,957,358	6,241,816	6,460,733	6,059,129	6,629,220
Information and Technology Services	4,776,392	5,299,797	4,497,663	3,180,248	4,061,372
Financial Services	1,519,841	1,768,597	1,657,613	3,779,205	2,236,428
Subtotal	<u>29,318,145</u>	<u>32,406,661</u>	<u>31,148,628</u>	<u>30,915,360</u>	<u>28,141,619</u>
Transfers	6,769,049	6,284,531	7,369,246	4,435,302	4,916,302
Subtotal, expenditures and transfers	<u>155,428,521</u>	<u>164,737,769</u>	<u>163,863,768</u>	<u>164,705,703</u> ‡	<u>160,142,552</u> ★
Fund Balance	<u>-</u>	<u>-</u>	<u>-</u>	<u>19,212,273</u>	<u>25,829,915</u>
Total Appropriation	<u>\$155,428,521</u>	<u>\$164,737,769</u>	<u>\$163,863,768</u>	<u>\$183,917,976</u>	<u>\$185,972,467</u>

Ω The name of the department was changed from Operations, Maintenance, and Construction effective July 1, 2021, due to the creation of the Operations and Technology Fund.

‡ Included both reductions in spending equivalent to \$4.20 million and budgeted one-time spending of \$1.0 million for school staffing support, expenditure transfers to the Operations and Technology Fund, and district-wide expenses resulting from the COVID-19 pandemic.

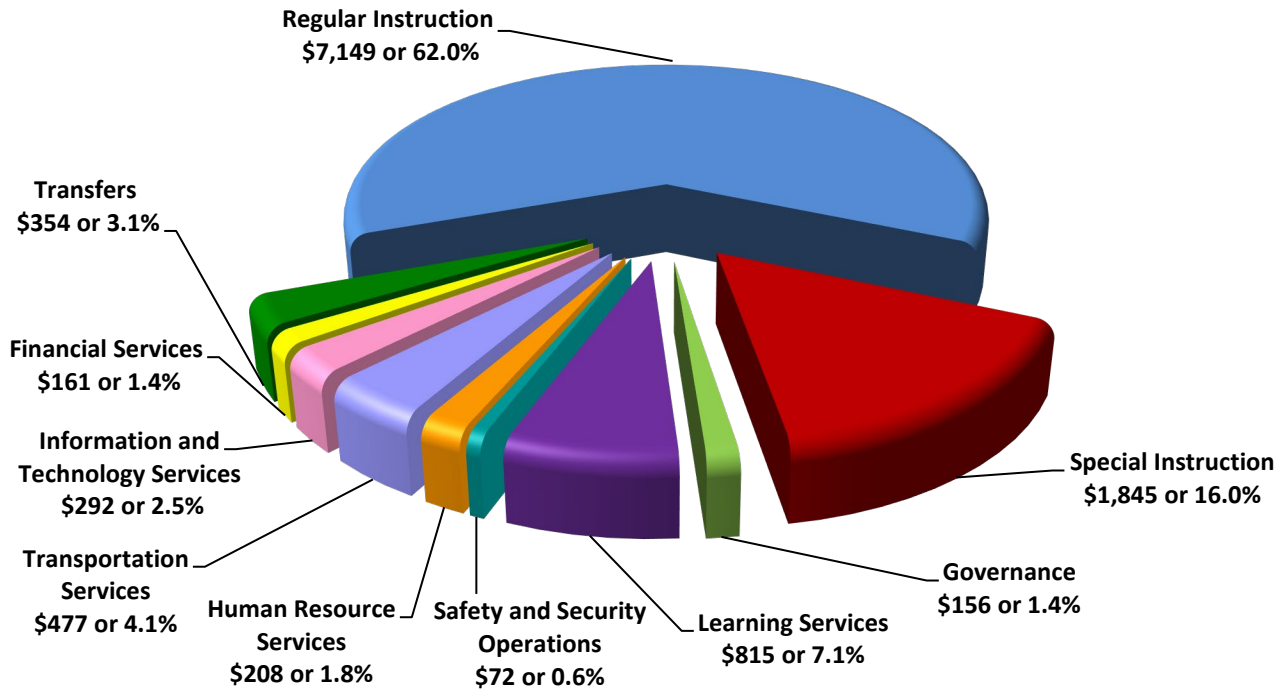
★ Includes budgeted one-time spending of \$2.3 million approved by the Board.

LITTLETON PUBLIC SCHOOLS

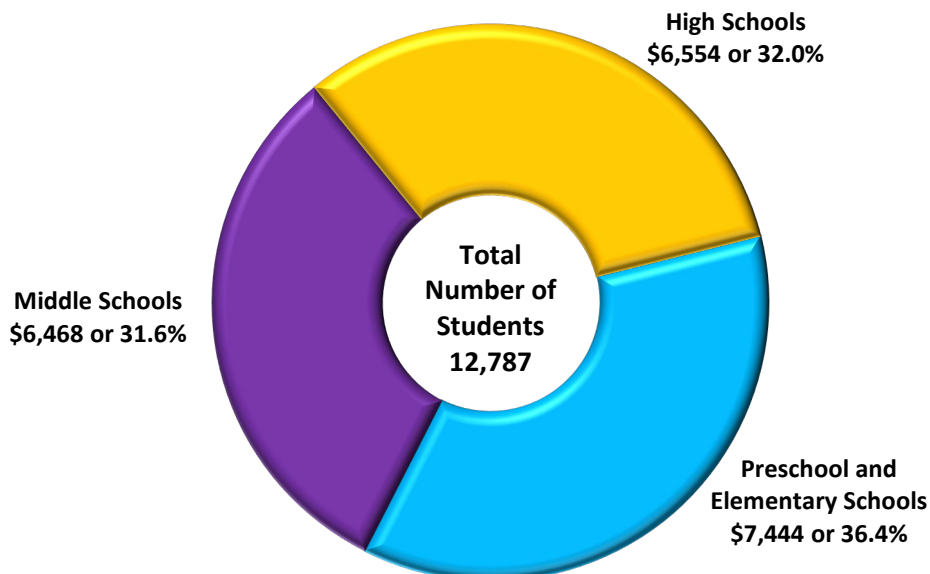
Littleton, Colorado

GENERAL FUND EXPENDITURES GRAPHS

2021–2022 Expenditures by Service Area Per Student
(Based on Total Enrollment of 13,890)



2021–2022 Regular Instruction Per-Pupil Expenditures by Level
(Number of Students Net of Charter Schools, Other Programs, and Districtwide Fees and Gifts)



LITTLETON PUBLIC SCHOOLS
Littleton, Colorado

GENERAL FUND
2021–2022 BUDGET BY EXPENDITURE CATEGORY

	<u>Salaries and Wages</u>	<u>Employee Benefits</u>	<u>Purchased Services</u>	<u>Supplies/ Materials</u>
Regular Instruction				
Elementary Schools and Preschool	\$27,185,035	\$9,589,537	\$139,315	\$546,729
Charter Schools	-	-	9,039,706	-
Middle Schools	13,153,153	4,369,561	54,838	305,410
High Schools	23,742,607	7,949,556	188,220	690,171
Districtwide Fees and Gifts	-	-	-	1,950,000
Subtotals	<u>64,080,795</u>	<u>21,908,654</u>	<u>9,422,079</u>	<u>3,492,310</u>
Special Instruction				
Special Education	16,408,442	6,130,669	1,538,803	76,850
Career and Technical Education	655,043	213,738	156,396	52,100
Subtotal	<u>17,063,485</u>	<u>6,344,407</u>	<u>1,695,199</u>	<u>128,950</u>
Governance	<u>758,513</u>	<u>257,511</u>	<u>1,076,565</u>	<u>26,151</u>
Support Components at ESC				
Learning Services	6,556,086	2,223,455	2,232,258	277,114
Safety and Security Operations	608,500	205,657	81,317	29,300
Human Resource Services	1,717,238	602,533	532,768	26,450
Transportation Services	3,862,956	1,829,719	345,385	831,210
Information and Technology Services	1,664,626	589,341	731,598	751,328
Financial Services	1,260,480	459,869	593,533	40,846
Subtotal	<u>15,669,886</u>	<u>5,910,574</u>	<u>4,516,859</u>	<u>1,956,248</u>
Transfers	-	-	-	-
Subtotal, expenditures and transfers	<u>97,572,679</u>	<u>34,421,146</u>	<u>16,710,702</u>	<u>5,603,659</u>
Fund Balance	<u>-</u>	<u>-</u>	<u>-</u>	<u>-</u>
Total Appropriation	<u><u>\$97,572,679</u></u>	<u><u>\$34,421,146</u></u>	<u><u>\$16,710,702</u></u>	<u><u>\$5,603,659</u></u>

LITTLETON PUBLIC SCHOOLS
Littleton, Colorado

GENERAL FUND
2021–2022 BUDGET BY EXPENDITURE CATEGORY
(continued)

	<u>Capital Outlay</u>	<u>Other Expenses</u>	<u>Transfers and Fund Balance</u>	<u>Grand Totals</u>
Regular Instruction				
Elementary Schools and Preschool	\$21,250	\$49,683	\$ -	\$37,531,549
Charter Schools	-	-	-	9,039,706
Middle Schools	24,680	3,500	-	17,911,142
High Schools	20,500	23,200	-	32,614,254
Districtwide Fees and Gifts	250,000	-	-	2,200,000
Subtotals	<u>316,430</u>	<u>76,383</u>	-	<u>99,296,651</u>
Special Instruction				
Special Education	70,000	292,849	-	24,517,613
Career and Technical Education	31,100	4,650	-	1,113,027
Subtotal	<u>101,100</u>	<u>297,499</u>	-	<u>25,630,640</u>
Governance	<u>750</u>	<u>37,850</u>	-	<u>2,157,340</u>
Support Components at ESC				
Learning Services	8,500	23,150	-	11,320,563
Safety and Security Operations	76,173	4,200	-	1,005,147
Human Resource Services	6,000	3,900	-	2,888,889
Transportation Services	9,000	(249,050)	-	6,629,220
Information and Technology Services	324,000	479	-	4,061,372
Financial Services	3,250	(121,550)	-	2,236,428
Subtotal	<u>426,923</u>	<u>(338,871) ❖</u>	-	<u>28,141,619</u>
Transfers	-	-	4,916,302	4,916,302
Subtotal, expenditures and transfers	<u>845,203</u>	<u>72,861</u>	<u>4,916,302</u>	<u>160,142,552</u> ★
Fund Balance	<u>-</u>	<u>-</u>	<u>25,829,915</u>	<u>25,829,915</u>
Total Appropriation	<u><u>\$845,203</u></u>	<u><u>\$72,861</u></u>	<u><u>\$30,746,217</u></u>	<u><u>\$185,972,467</u></u>

❖ Includes credits for internal service revenues for print shop, field trip transportation, and other indirect costs.

★ Includes budgeted one-time spending of \$2.3 million approved by the Board.

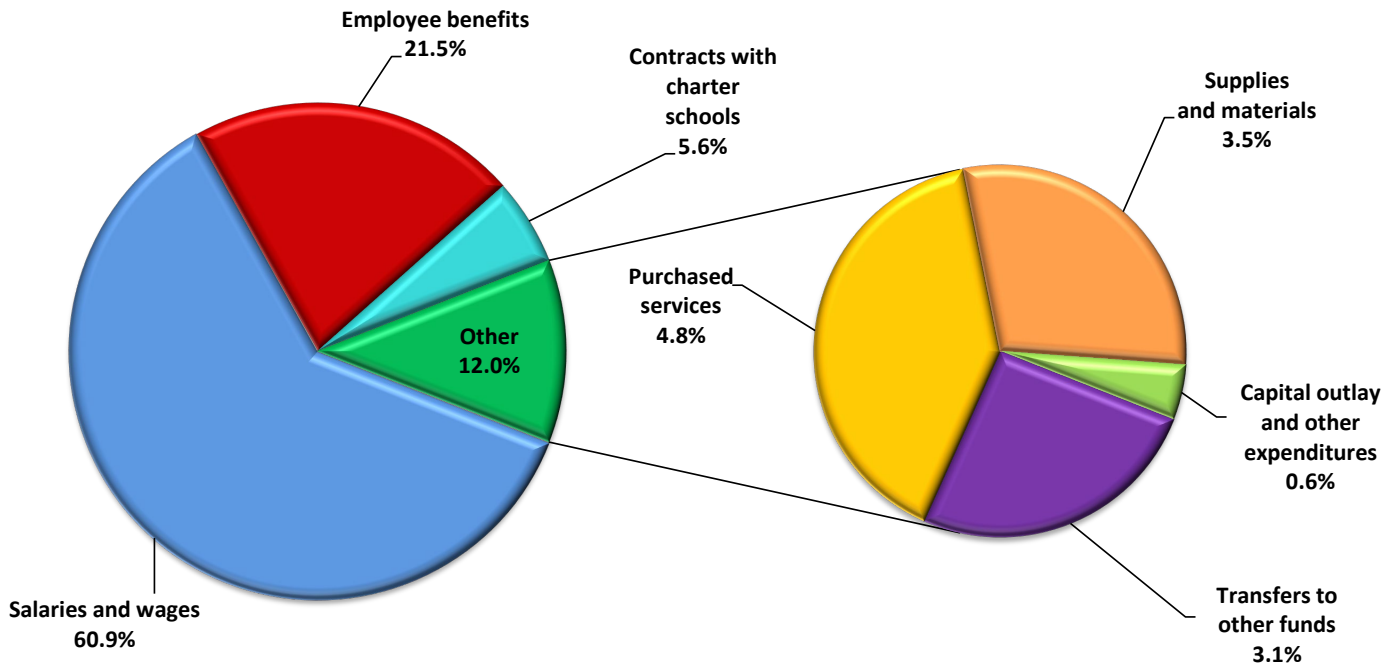
LITTLETON PUBLIC SCHOOLS Littleton, Colorado

GENERAL FUND EXPENDITURES BY OBJECT

	2017–2018 <u>Actual</u>	2018–2019 <u>Actual</u>	2019–2020 <u>Actual</u>	2020–2021 <u>Revised Budget</u>	2021–2022 <u>Budget</u>
Salaries and wages	\$91,882,925	\$97,285,864	\$96,745,218	\$96,607,403	\$97,572,679
Employee benefits	29,662,047	31,999,123	33,205,070	35,575,251	34,421,146
Purchased services	9,383,024	10,864,882	9,685,348	12,840,221	7,670,996
Contracts with charter schools	8,020,216	8,451,225	9,420,242	8,535,386	9,039,706
Supplies and materials	8,172,409	8,371,640	6,249,029	6,119,605	5,603,659
Capital outlay	1,589,927	1,438,588	998,951	536,091	845,203
Other expenditures	(51,076)	41,916	190,664	56,444	72,861
Transfers to other funds	6,769,049	6,284,531	7,369,246	4,435,302	4,916,302
Total Expenditures	<u>\$155,428,521</u>	<u>\$164,737,769</u>	<u>\$163,863,768</u>	<u>\$164,705,703</u>	<u>\$160,142,552</u> ★

★ Includes budgeted one-time spending of \$2.3 million approved by the Board.

2021–2022 Budgeted Expenditures by Object



LITTLETON PUBLIC SCHOOLS

Littleton, Colorado

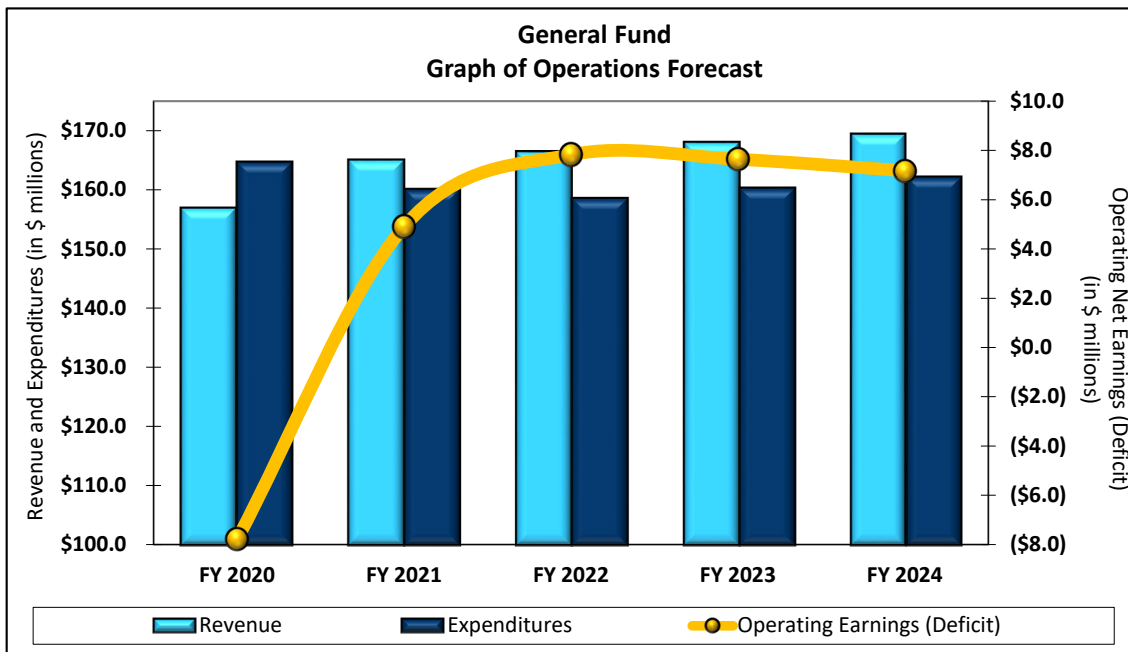
GENERAL FUND—FORECAST OF REVENUES, EXPENDITURES, AND ENDING FUND BALANCE

	2020–2021 Estimated	2021–2022 Budget	2022–2023 Forecast	2023–2024 Forecast	2024–2025 Forecast
Beginning Fund Balance	\$28,721,571	\$20,928,208	\$25,829,915	\$33,653,140	\$41,292,498
Revenue:					
Property taxes	78,527,334	80,710,151	81,750,901	84,404,811	85,519,454
Specific ownership taxes	7,425,514	7,425,514	7,425,514	7,425,514	7,425,514
Interest income	110,000	110,000	110,000	110,000	110,000
Other local income	3,254,941	3,881,060	3,806,756	3,806,756	3,806,756
State/Federal revenue	67,493,732	72,675,417	73,113,045	72,011,273	72,278,233
Transfers in	100,819	242,117	242,117	242,117	242,117
Total revenues	<u>156,912,340</u>	<u>165,044,259</u>	<u>166,448,333</u>	<u>168,000,471</u>	<u>169,382,074</u>
Expenditures:					
Salaries and wages	94,660,606	96,447,679	96,447,679 ❖	96,447,679 ❖	96,447,679 ❖
Employee benefits	35,575,251	34,421,146	34,741,257	36,008,466	37,402,396
Purchased services	4,178,425	7,670,996	8,003,593	8,163,665	8,326,938
Contract with charter schools	8,535,386	9,039,706	9,075,807	9,277,179	9,458,817
Supplies and materials	6,766,634	4,717,159	4,811,502	4,907,732	5,005,887
Capital outlay	536,091	545,203	556,107	567,229	578,574
Other expenditures	(34,972)	72,861	72,861	72,861	72,861
One-time major expenditures	10,000,000	2,311,500 ★	-	-	-
Transfers out	4,488,282	4,916,302	4,916,302	4,916,302	4,916,302
Total expenditures	<u>164,705,703 ‡</u>	<u>160,142,552</u>	<u>158,625,108</u>	<u>160,361,113</u>	<u>162,209,454</u>
Ending Fund Balance	<u>\$20,928,208</u>	<u>\$25,829,915</u>	<u>\$33,653,140</u>	<u>\$41,292,498</u>	<u>\$48,465,118</u>

★ Includes budgeted one-time spending of \$2.3 million approved by the Board.

❖ Salary schedule advancement costs have not been included in the forecasting model.

‡ Effective January 2021, the Operations, Maintenance, and Construction expenditures were transferred into the Operations and Technology Fund.



LITTLETON PUBLIC SCHOOLS

Littleton, Colorado

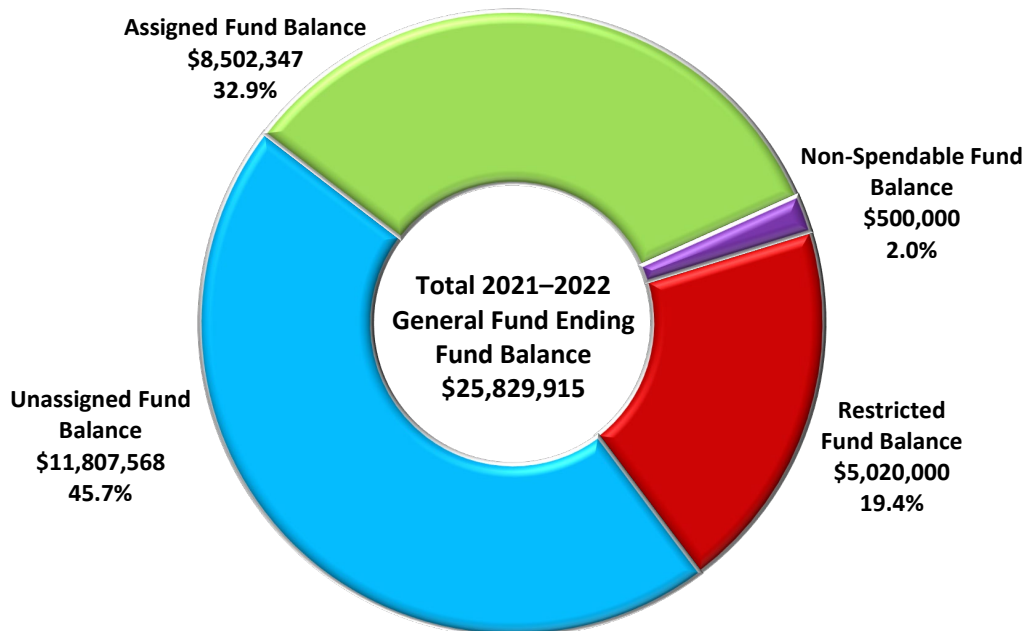
BUDGETED YEAR-END FUND BALANCE POSITION AS OF JUNE 30, 2022

	Budgeted
Beginning Fund Balance June 30, 2021	\$20,928,208
Budgeted Revenue	165,044,259
Budgeted Expenditures	160,142,552
Budgeted Ending Fund Balance June 30, 2022	\$25,829,915

Composition of Budgeted Fund Balance as of June 30, 2022

		Percent of General Fund Revenue
Unassigned Fund Balances:		
For Fiscal Stability	\$3,949,830	2.4%
Per Board Policy ✓	7,857,738	5.0%
Restricted, Committed, and Assigned Fund Balances:		
Restricted—TABOR Emergency Reserve	5,020,000	3.0%
Assigned—Career Education Center	2,500,000	1.6%
Assigned—Mill Levy Override	2,502,347	1.5%
Assigned—Encumbrances and Carry Forwards	3,500,000	2.1%
Non-Spendable Fund Balances:		
Inventory and Prepays	500,000	0.3%
Total Fund Balance	\$25,829,915	15.7%

✓ Board of Education policy DB - Annual Budget requires the district to maintain an unassigned fund balance equivalent to 5.0 percent of the district's current fiscal year General Fund revenue budget, excluding charter school revenues.



LITTLETON PUBLIC SCHOOLS
Littleton, Colorado

GENERAL FUND
EXPENDITURES BUDGET DETAIL INTRODUCTION AND OVERVIEW

The following budget detail will allow interested readers to compare five years of expenditures on a more detailed level. Information on revenues can be found in the budget summary section. A summary page is presented for each category followed by the detailed pages included in that category. The budget detail is grouped into the following categories:

<u>Budget Detail Category</u>	<u>Initial Page</u>
Elementary Schools and Preschool	84
Middle Schools	101
High Schools	107
Special Instruction	114
Governance	119
Support Components	121

Instruction budgets at the elementary, middle, and high school levels include teachers, aides, instructional supplies, librarians, counselors, office of the principal, custodians, and utilities. Costs which are incurred to operate the school but managed centrally for cost effectiveness, i.e., maintenance of buildings, human resources, etc., are summarized in the support components section.

The traditional line-item budget format continues to be prepared because it conforms to the format used by the CDE. The traditional budget format and the budget detail are identical in terms of the total amount. The traditional line-item budget is available for review in the offices of Financial Services.

LITTLETON PUBLIC SCHOOLS

Littleton, Colorado

ELEMENTARY SCHOOLS AND PRESCHOOL SUMMARY

Elementary education in the district is conducted at thirteen learning sites and includes Grades K–5. The elementary learning sites are Centennial, East, Field, Ford, Highland, Hopkins, Lenski, Moody, Peabody, Runyon, Sandburg, Twain, and Wilder.

Preschool education at The Village in is conducted at two learning sites for 92 Colorado Preschool Program (CPP) children, 72 children with disabilities, and 15 children who are enrolled as CPP with disabilities.

Per Colorado Revised Statute, 990 hours for full-time kindergarten and Grades 1–5 are the minimum scheduled hours required per year. At LPS, kindergarten and Grades 1–5 are primarily scheduled for 1,041.58 hours. Centennial and Field have increased instructional time.

Subject areas taught at the elementary level include:

Language Arts—Instruction in reading, writing, speaking, and listening/viewing skills and strategies.

Mathematics—Operations with whole numbers, decimals, fractions, money, time, geometric shapes (two- and three-dimensional), measurement (linear, weight, and volume), perimeter, area, graphing, problem solving, and communication.

Science—Earth science, life science/ecology, physical science.

Social Studies—U.S. history is the major theme and incorporates general study of U.S. history and geography concepts as well as Littleton/Centennial and Colorado geography and history.

Computers—Using computers to learn and produce work by gathering information, word processing, and connecting with others.

Health—Accident prevention and safety, community health, consumer health, environmental health, personal health, disease prevention and control, substance use and abuse, and family life.

Music—Rhythm, melody, harmony, form, expression, and music reading.

Physical Education—Instruction and application of knowledge and skills in physical fitness, movement, sports/games/recreation, and sportsmanship/citizenship.

Visual Arts—Concepts and skills in communication, history and culture, aesthetics, cognitive process, media, technique and production, and safety.

Gifted and Talented—Gifted and talented education in the district identifies needs and programs for individual academic growth and assesses the effectiveness of a differentiated curriculum.

LITTLETON PUBLIC SCHOOLS
Littleton, Colorado

ELEMENTARY SCHOOLS AND PRESCHOOL

	2017–2018	2018–2019	2019–2020	2020–2021	2021–2022
	Actual	Actual	Actual	Revised Budget	Budget
Expenditures by School:					
The Village Preschools	\$1,375,051	\$1,674,390	\$1,692,109	\$1,529,118	\$1,128,584
Centennial Academy of Fine Arts	3,764,279	3,905,834	3,768,080	3,746,123	3,502,003
East Elementary	2,282,364	2,461,513	2,375,131	2,431,949	2,306,424
Eugene Field Elementary	2,947,316	2,792,678	2,789,848	2,742,632	2,745,774
Dr. Justina Ford Elementary	194,702	194,141	82,615	5,000	3,525,591
Benjamin Franklin Elementary	3,463,472	3,474,560	3,547,768	3,598,515	-
Highland Elementary	2,183,833	2,228,187	2,176,774	2,094,252	2,868,678
Mark Hopkins Elementary	1,879,466	2,030,828	1,971,894	1,994,803	2,232,230
Lois Lenski Elementary	3,047,746	3,036,708	3,114,690	3,210,169	3,257,314
Ralph Moody Elementary	2,366,258	2,462,053	2,347,178	2,339,167	2,344,677
Peabody Elementary	2,402,316	2,468,171	2,355,950	2,363,184	1,741,440
Damon Runyon Elementary	2,546,788	2,607,127	2,748,974	2,808,727	2,825,704
Carl Sandburg Elementary	2,800,799	2,879,442	2,936,654	2,856,676	3,316,214
Mark Twain Elementary	1,944,001	1,978,864	2,032,711	2,070,535	2,017,639
Laura Ingalls Wilder Elementary	3,419,803	3,420,562	3,642,807	3,665,668	3,719,277
Total expenditures	<u><u>\$36,618,194</u></u>	<u><u>\$37,615,059</u></u>	<u><u>\$37,583,183</u></u>	<u><u>\$37,456,518</u></u>	<u><u>\$37,531,549</u></u>
Expenditures by Object:					
Salaries and wages	\$25,527,870	\$26,149,161	\$26,167,960	\$26,270,312	\$27,185,035
Employee benefits	8,217,808	8,549,384	9,029,490	9,622,438	9,589,537
Purchased services	675,775	739,942	744,714	254,564	139,315
Supplies and materials	1,810,429	1,789,225	1,481,103	1,220,934	546,729
Capital outlay	305,081	246,662	56,691	21,550	21,250
Other expenditures	81,231	140,685	103,225	66,720	49,683
Total expenditures	<u><u>\$36,618,194</u></u>	<u><u>\$37,615,059</u></u>	<u><u>\$37,583,183</u></u>	<u><u>\$37,456,518</u></u>	<u><u>\$37,531,549</u></u>
Personnel (full-time equivalents):					
Administrators	14.69	16.63	17.00	16.70	23.00
Clerical	26.17	27.65	27.25	26.90	26.91
Custodians	34.75	35.50	33.89	17.35	0.14
Paraprofessionals	79.82	84.57	94.96	94.46	93.78
Teachers	300.35	291.74	301.31	287.76	277.24
Total personnel	<u><u>455.78</u></u>	<u><u>456.09</u></u>	<u><u>474.41</u></u> €	<u><u>443.17</u></u>	<u><u>421.07</u></u>
Number of Students Served*	<u><u>5,952</u></u>	<u><u>5,769</u></u>	<u><u>5,579</u></u>	<u><u>5,015</u></u> ★	<u><u>5,042</u></u>

* Number of students served does not include students in any program or charter school not specifically referenced on this page.

€ In 2019–2020 the district implemented full-day kindergarten.

★ Includes preschool and elementary school level students who were enrolled in the Preschool Online Temporary School (POTS) and Temporary Online Program for Students (TOPS) during the COVID-19 pandemic.

LITTLETON PUBLIC SCHOOLS

Littleton, Colorado

THE VILLAGE PRESCHOOLS

NORTH LOCATION

1907 W. Powers Ave., Littleton, CO 80120
(303) 347-6985

HIGHLAND ELEMENTARY LOCATION

711 E. Euclid Ave., Centennial, CO 80121
(303) 347-4525

	2017–2018	2018–2019	2019–2020	2020–2021	2021–2022
	Actual	Actual	Actual	Revised Budget	Budget
Expenditures:					
Salaries and wages	\$886,641	\$1,033,701	\$1,043,895	\$924,110	\$715,553
Employee benefits	355,438	\$416,500	440,852	485,645	355,427
Purchased services	45,389	\$40,439	54,872	17,687	9,221
Supplies and materials	85,894	\$110,932	89,823	49,856	13,950
Capital outlay	-	-	-	-	-
Other expenditures	1,689	\$72,818	62,667	51,820	34,433
Total expenditures	<u>\$1,375,051</u>	<u>\$1,674,390</u>	<u>\$1,692,109</u>	<u>\$1,529,118</u>	<u>\$1,128,584</u>
Personnel (full-time equivalents):					
Administrators	0.69	0.63	1.00	0.70	1.00
Clerical	2.51	3.52	3.94	4.41	1.79
Custodians	2.00	2.00	2.38	1.25	-
Paraprofessionals	24.54	28.01	29.77	25.20	21.41
Teachers	0.22	0.25	0.51	0.27	0.48
Total personnel	<u>29.96</u>	<u>34.41</u>	<u>37.60</u>	<u>31.83</u>	<u>24.68</u>
Number of Students Served	<u>320</u>	<u>336</u>	<u>312</u>	<u>179</u>	<u>212</u>



LITTLETON PUBLIC SCHOOLS
Littleton, Colorado

CENTENNIAL ACADEMY of FINE ARTS EDUCATION

3306 W. Berry Ave., Littleton, CO 80123
(303) 347-4425

	2017–2018	2018–2019	2019–2020	2020–2021	2021–2022
	Actual	Actual	Actual	Revised Budget	Budget
Expenditures:					
Salaries and wages	\$2,681,379	\$2,714,640	\$2,703,879	\$2,662,292	\$2,570,766
Employee benefits	838,094	852,343	893,820	924,610	872,459
Purchased services	56,306	75,466	43,932	25,425	15,575
Supplies and materials	157,916	193,536	122,470	132,796	39,953
Capital outlay	22,704	62,856	999	-	2,500
Other expenditures	7,880	6,994	2,980	1,000	750
Total expenditures	\$3,764,279	\$3,905,834	\$3,768,080	\$3,746,123	\$3,502,003
Personnel (full-time equivalents):					
Administrators	1.00	2.00	2.00	2.00	2.00
Clerical	1.96	1.96	1.96	2.08	2.08
Custodians	2.50	2.50	2.50	1.44	-
Paraprofessionals	6.53	6.46	5.90	5.69	6.18
Teachers	31.80	30.40	30.87	28.33	25.14
Total personnel	43.79	43.32	43.23	39.54	35.40
Number of Students Served	539	533	498	368	383



LITTLETON PUBLIC SCHOOLS
Littleton, Colorado

EAST ELEMENTARY SCHOOL

5993 S. Fairfield St., Littleton, CO 80120

(303) 347-4450

	2017–2018	2018–2019	2019–2020	2020–2021	2021–2022
	Actual	Actual	Actual	Revised Budget	Budget
Expenditures:					
Salaries and wages	\$1,629,894	\$1,709,622	\$1,695,495	\$1,679,973	\$1,669,504
Employee benefits	499,334	544,902	561,110	606,391	581,010
Purchased services	33,669	49,647	33,914	17,725	8,425
Supplies and materials	116,287	104,958	82,526	127,410	47,085
Capital outlay	-	48,780	-	-	-
Other expenditures	3,180	3,605	2,086	450	400
Total expenditures	\$2,282,364	\$2,461,513	\$2,375,131	\$2,431,949	\$2,306,424
Personnel (full-time equivalents):					
Administrators	1.00	2.00	2.00	2.00	2.00
Clerical	2.00	2.02	2.02	1.77	1.77
Custodians	2.25	2.25	1.38	1.15	-
Paraprofessionals	4.85	5.69	6.82	5.48	3.94
Teachers	19.76	18.50	18.20	16.90	16.70
Total personnel	29.86	30.46	30.42	27.30	24.41
Number of Students Served	311	282	282	193	216



LITTLETON PUBLIC SCHOOLS
Littleton, Colorado

EUGENE FIELD ELEMENTARY

5402 S. Sherman Way, Littleton, CO 80121

(303) 347-4475

	2017–2018	2018–2019	2019–2020	2020–2021	2021–2022
	Actual	Actual	Actual	Revised Budget	Budget
Expenditures:					
Salaries and wages	\$2,072,327	\$1,964,232	\$1,948,307	\$1,892,439	\$1,982,522
Employee benefits	674,959	641,793	663,508	655,829	691,528
Purchased services	46,437	47,378	65,656	23,676	12,575
Supplies and materials	141,231	119,284	107,288	169,788	57,649
Capital outlay	8,030	15,695	1,180	-	1,000
Other expenditures	4,332	4,295	3,909	900	500
Total expenditures	\$2,947,316	\$2,792,678	\$2,789,848	\$2,742,632	\$2,745,774
Personnel (full-time equivalents):					
Administrators	2.00	2.00	2.00	2.00	2.00
Clerical	2.00	2.00	2.00	2.00	2.00
Custodians	3.00	3.00	3.00	1.50	-
Paraprofessionals	4.42	4.49	5.27	4.64	5.55
Teachers	22.27	20.54	20.51	18.81	19.70
Total personnel	33.69	32.03	32.78	28.95	29.25
Number of Students Served	306	281	289	208	301



LITTLETON PUBLIC SCHOOLS
Littleton, Colorado

DR. JUSTINA FORD ELEMENTARY

7300 S. Clermont Dr., Centennial, CO 80122

(303) 347-4400

	2017–2018	2018–2019	2019–2020	2020–2021	2021–2022
	Actual	Actual	Actual	Revised Budget	Budget
Expenditures:					
Salaries and wages	\$72,011	\$74,235	\$3,765	\$ -	\$2,565,208
Employee benefits	21,347	21,846	1,518	-	882,135
Purchased services	23,039	23,895	46,629	-	11,475
Supplies and materials	78,305	74,164.92	30,703	5,000	64,273
Capital outlay	-	-	-	-	-
Other expenditures	-	-	-	-	2,500
Total expenditures	\$194,702	\$194,141	\$82,615	\$5,000	\$3,525,591 €
Personnel (full-time equivalents):					
Administrators	-	-	-	-	2.00
Clerical	0.60	0.60	-	-	1.88
Custodians	2.00	2.00	1.50	-	-
Paraprofessionals	-	-	-	-	5.76
Teachers	-	-	-	-	28.00
Total personnel	2.60	2.60	1.50	-	37.64 €
Number of Students Served	-	-	-	-	551 €

€ Dr. Justina Ford Elementary replaced the Ames Facility and will open in August 2021. Prior year information reflects expenditures associated with the Ames Facility prior its to closure and subsequent demolition in 2019.



LITTLETON PUBLIC SCHOOLS
Littleton, Colorado

BENJAMIN FRANKLIN ELEMENTARY SCHOOL

1603 E. Euclid Ave., Centennial, CO 80121

(303) 347-4500

	2017–2018	2018–2019	2019–2020	2020–2021 Revised	2021–2022
	Actual	Actual	Actual	Budget	Budget
Expenditures:					
Salaries and wages	\$2,460,219	\$2,482,036	\$2,523,706	\$2,525,841	\$ -
Employee benefits	768,791	787,362	844,613	959,834	-
Purchased services	72,219	66,087	65,917	23,567	-
Supplies and materials	132,058	122,466	106,972	85,773	-
Capital outlay	16,181	6,221	-	3,500	-
Other expenditures	14,004	10,389	6,560	-	-
Total expenditures	\$3,463,472	\$3,474,560	\$3,547,768	\$3,598,515	\$ -
Personnel (full-time equivalents):					
Administrators	1.00	1.00	1.00	1.00	-
Clerical	1.81	1.50	1.50	1.50	-
Custodians	2.50	2.75	2.50	1.25	-
Paraprofessionals	6.61	6.18	6.53	7.46	-
Teachers	28.70	29.16	31.30	29.50	-
Total personnel	40.62	40.59	42.83	40.71	-
Number of Students Served	611	591	579	414	-

€ This building will close in June 2021 in order to facilitate the demolition of the structure in conjunction with the Building Fund project to replace and open a new elementary school in August 2022.

LITTLETON PUBLIC SCHOOLS
Littleton, Colorado

HIGHLAND ELEMENTARY SCHOOL

711 E. Euclid Ave., Centennial, CO 80121
(303) 347-4525

	2017–2018	2018–2019	2019–2020	2020–2021	2021–2022
	Actual	Actual	Actual	Revised Budget	Budget
Expenditures:					
Salaries and wages	\$1,539,819	\$1,528,985	\$1,518,930	\$1,482,926	\$2,087,431
Employee benefits	503,966	495,576	499,684	528,633	736,840
Purchased services	22,978	40,758	46,291	11,967	7,825
Supplies and materials	112,386	108,494	106,876	70,726	35,582
Capital outlay	2,471	52,538	3,546	-	1,000
Other expenditures	2,213	1,836	1,447	-	-
Total expenditures	\$2,183,833	\$2,228,187	\$2,176,774	\$2,094,252	\$2,868,678
Personnel (full-time equivalents):					
Administrators	1.00	1.00	1.00	1.00	2.00
Clerical	1.56	1.63	1.63	1.63	2.00
Custodians	2.50	2.50	2.50	1.44	-
Paraprofessionals	3.37	2.57	3.51	3.16	6.46
Teachers	17.35	16.05	17.15	16.46	19.65
Total personnel	25.78	23.75	25.79	23.69	30.11
Number of Students Served	310	296	266	205	335



LITTLETON PUBLIC SCHOOLS
Littleton, Colorado

MARK HOPKINS ELEMENTARY SCHOOL

7171 S. Pennsylvania St., Centennial, CO 80122

(303) 347-4550

	2017–2018	2018–2019	2019–2020	2020–2021	2021–2022
	Actual	Actual	Actual	Revised Budget	Budget
Expenditures:					
Salaries and wages	\$1,267,999	\$1,376,051	\$1,329,987	\$1,400,093	\$1,605,727
Employee benefits	414,888	467,242	469,881	511,865	582,567
Purchased services	63,654	63,895	75,117	17,926	9,217
Supplies and materials	110,507	113,256	93,820	64,719	34,419
Capital outlay	19,401	7,446	2,057	-	-
Other expenditures	3,017	2,938	1,032	200	300
Total expenditures	\$1,879,466	\$2,030,828	\$1,971,894	\$1,994,803	\$2,232,230
Personnel (full-time equivalents):					
Administrators	1.00	1.00	1.00	1.00	1.00
Clerical	1.31	1.50	1.38	1.50	2.00
Custodians	2.25	2.25	2.25	1.19	-
Paraprofessionals	1.82	3.02	3.02	2.85	8.12
Teachers	16.57	16.82	16.90	17.22	17.50
Total personnel	22.95	24.59	24.55	23.76	28.62
Number of Students Served	295	298	292	247	348



LITTLETON PUBLIC SCHOOLS
Littleton, Colorado

LOIS LENSKI ELEMENTARY SCHOOL

6350 S. Fairfax Way, Centennial, CO 80121

(303) 347-4575

	2017–2018	2018–2019	2019–2020	2020–2021	2021–2022
	Actual	Actual	Actual	Revised Budget	Budget
Expenditures:					
Salaries and wages	\$2,128,246	\$2,153,020	\$2,198,521	\$2,273,858	\$2,384,155
Employee benefits	669,881	692,893	751,755	830,914	815,004
Purchased services	48,317	54,766	49,820	23,417	14,375
Supplies and materials	154,238	128,203	110,797	73,180	34,980
Capital outlay	39,129	1,692	-	5,000	5,000
Other expenditures	7,935	6,135	3,797	3,800	3,800
Total expenditures	\$3,047,746	\$3,036,708	\$3,114,690	\$3,210,169	\$3,257,314
Personnel (full-time equivalents):					
Administrators	1.00	1.00	1.00	1.00	2.00
Clerical	1.88	1.78	1.75	1.88	2.00
Custodians	2.25	2.25	2.25	1.25	-
Paraprofessionals	3.28	5.40	6.43	7.00	5.46
Teachers	28.00	27.26	28.65	27.70	25.70
Total personnel	36.41	37.69	40.08	38.83	35.16
Number of Students Served	571	549	541	446	492



LITTLETON PUBLIC SCHOOLS
Littleton, Colorado

RALPH MOODY ELEMENTARY SCHOOL

6390 S. Windermere St., Littleton, CO 80120

(303) 347-4600

	2017–2018	2018–2019	2019–2020	2020–2021 Revised Budget	2021–2022 Budget
	Actual	Actual	Actual		
Expenditures:					
Salaries and wages	\$1,652,877	\$1,707,226	\$1,635,813	\$1,666,287	\$1,707,041
Employee benefits	565,490	570,800	577,877	597,872	599,600
Purchased services	28,644	32,817	31,430	11,354	5,667
Supplies and materials	110,541	136,877	98,246	62,604	30,419
Capital outlay	5,208	10,857	1,486	50	-
Other expenditures	3,498	3,476	2,326	1,000	1,950
Total expenditures	\$2,366,258	\$2,462,053	\$2,347,178	\$2,339,167	\$2,344,677
Personnel (full-time equivalents):					
Administrators	1.00	1.00	1.00	1.00	1.00
Clerical	2.00	2.00	2.00	2.00	2.00
Custodians	2.25	2.25	2.25	1.19	-
Paraprofessionals	4.49	5.37	5.23	5.30	5.51
Teachers	20.20	18.83	17.80	17.61	17.50
Total personnel	29.94	29.45	28.28	27.10	26.01
Number of Students Served	347	324	322	242	288



LITTLETON PUBLIC SCHOOLS
Littleton, Colorado

PEABODY ELEMENTARY SCHOOL

3128 E. Maplewood Ave., Centennial, CO 80121

(303) 347-4625

	2017–2018	2018–2019	2019–2020	2020–2021	2021–2022
	Actual	Actual	Actual	Revised Budget	Budget
Expenditures:					
Salaries and wages	\$1,670,160	\$1,732,635	\$1,634,285	\$1,659,467	\$1,247,443
Employee benefits	559,531	575,972	588,687	613,045	466,521
Purchased services	36,062	28,558	31,260	14,617	3,967
Supplies and materials	114,576	107,919	98,403	71,555	21,759
Capital outlay	18,085	20,148	1,041	4,500	1,750
Other expenditures	3,902	2,939	2,274	-	-
Total expenditures	\$2,402,316	\$2,468,171	\$2,355,950	\$2,363,184	\$1,741,440
Personnel (full-time equivalents):					
Administrators	1.00	1.00	1.00	1.00	1.00
Clerical	1.97	1.97	1.97	1.69	1.88
Custodians	2.25	2.25	2.25	1.13	-
Paraprofessionals	1.12	1.12	2.95	4.99	4.38
Teachers	21.60	21.53	21.78	20.24	13.30
Total personnel	27.94	27.87	29.95	29.05	20.56
Number of Students Served	404	407	379	291	189



LITTLETON PUBLIC SCHOOLS
Littleton, Colorado

DAMON RUNYON ELEMENTARY SCHOOL

7455 S. Elati St., Littleton, CO 80120

(303) 347-4650

	2017–2018	2018–2019	2019–2020	2020–2021	2021–2022
	Actual	Actual	Actual	Revised Budget	Budget
Expenditures:					
Salaries and wages	\$1,767,594	\$1,830,046	\$1,910,539	\$2,000,632	\$2,052,468
Employee benefits	577,569	617,812	688,023	712,346	716,945
Purchased services	37,307	50,631	41,007	17,367	13,991
Supplies and materials	115,666	83,815	90,769	68,382	31,300
Capital outlay	42,182	18,779	16,211	8,000	9,000
Other expenditures	6,470	6,043	2,425	2,000	2,000
Total expenditures	\$2,546,788	\$2,607,127	\$2,748,974	\$2,808,727	\$2,825,704
Personnel (full-time equivalents):					
Administrators	1.00	1.00	1.00	1.00	2.00
Clerical	1.50	1.91	1.72	1.69	1.88
Custodians	2.25	2.75	2.25	1.16	-
Paraprofessionals	4.99	3.23	3.79	4.50	4.28
Teachers	22.60	22.76	24.71	24.22	22.70
Total personnel	32.34	31.65	33.47	32.57	30.86
Number of Students Served	487	483	460	370	430



LITTLETON PUBLIC SCHOOLS
Littleton, Colorado

CARL SANDBURG ELEMENTARY SCHOOL

6900 S. Elizabeth St., Centennial, CO 80122

(303) 347-4675

	2017–2018	2018–2019	2019–2020	2020–2021	2021–2022
	Actual	Actual	Actual	Revised Budget	Budget
Expenditures:					
Salaries and wages	\$1,983,986	\$2,052,207	\$2,077,703	\$2,044,347	\$2,437,224
Employee benefits	616,731	646,510	691,840	713,134	821,949
Purchased services	38,047	44,383	55,204	17,667	12,975
Supplies and materials	127,548	110,062	101,224	78,778	41,316
Capital outlay	23,439	19,261	7,153	500	1,000
Other expenditures	11,048	7,019	3,530	2,250	1,750
Total expenditures	\$2,800,799	\$2,879,442	\$2,936,654	\$2,856,676	\$3,316,214
Personnel (full-time equivalents):					
Administrators	1.00	1.00	1.00	1.00	2.00
Clerical	1.69	1.88	2.00	1.50	2.00
Custodians	2.25	2.25	2.25	1.13	-
Paraprofessionals	4.46	3.06	3.23	4.35	4.64
Teachers	24.42	23.94	24.15	22.80	24.45
Total personnel	33.82	32.13	32.63	30.78	33.09
Number of Students Served	502	470	441	339	445



LITTLETON PUBLIC SCHOOLS
Littleton, Colorado

MARK TWAIN ELEMENTARY SCHOOL

6901 S. Franklin St., Centennial, CO 80122

(303) 347-4700

	2017–2018	2018–2019	2019–2020	2020–2021	2021–2022
	Actual	Actual	Actual	Revised Budget	Budget
Expenditures:					
Salaries and wages	\$1,396,250	\$1,376,796	\$1,428,090	\$1,461,938	\$1,463,595
Employee benefits	417,084	431,877	479,443	530,182	520,128
Purchased services	42,566	53,050	43,782	13,892	3,042
Supplies and materials	83,620	110,113	77,590	63,823	30,174
Capital outlay	1,927	4,711	1,900	-	-
Other expenditures	2,554	2,317	1,906	700	700
Total expenditures	\$1,944,001	\$1,978,864	\$2,032,711	\$2,070,535	\$2,017,639
Personnel (full-time equivalents):					
Administrators	1.00	1.00	1.00	1.00	1.00
Clerical	1.50	1.50	1.50	1.50	1.75
Custodians	2.25	2.25	2.38	1.15	-
Paraprofessionals	2.95	3.44	5.06	5.06	4.64
Teachers	16.90	15.66	16.00	15.60	15.60
Total personnel	24.60	23.85	25.94	24.31	22.99
Number of Students Served	318	277	285	226	240



LITTLETON PUBLIC SCHOOLS
Littleton, Colorado

LAURA INGALLS WILDER ELEMENTARY SCHOOL

4300 W. Ponds Cir., Littleton, CO 80123

(303) 347-4750

	2017–2018	2018–2019	2019–2020	2020–2021	2021–2022
	Actual	Actual	Actual	Revised Budget	Budget
Expenditures:					
Salaries and wages	\$2,318,468	\$2,413,729	\$2,515,045	\$2,596,109	\$2,696,398
Employee benefits	734,705	785,957	876,879	952,138	947,424
Purchased services	81,141	68,170	59,883	18,277	10,985
Supplies and materials	169,656	165,145	163,596	96,544	63,870
Capital outlay	106,324	(22,321)	21,118	-	-
Other expenditures	9,509	9,881	6,286	2,600	600
Total expenditures	\$3,419,803	\$3,420,562	\$3,642,807	\$3,665,668	\$3,719,277
Personnel (full-time equivalents):					
Administrators	1.00	1.00	1.00	1.00	2.00
Clerical	1.88	1.88	1.88	1.75	1.88
Custodians	2.25	2.25	2.25	1.12	0.14
Paraprofessionals	6.39	6.53	7.45	8.78	7.45
Teachers	29.96	30.04	32.78	32.10	30.82
Total personnel	41.48	41.70	45.36	44.75	42.29
Number of Students Served	631	642	633	564	612



LITTLETON PUBLIC SCHOOLS

Littleton, Colorado

MIDDLE SCHOOLS SUMMARY

Middle school education in the district is conducted at four learning sites and includes Grades 6–8. The middle school learning sites are Euclid, Goddard, Newton, and Powell. Per Colorado Revised Statute, the required minimum scheduled hours is 1,080 hours per year. LPS currently schedules 1,114.97 hours per year.

Subject areas taught at the middle school level include:

Language Arts— Reading, writing, speaking, listening/viewing, journalism, and drama.

Mathematics—Estimation, decimals, fractions, integers, simple equations, expand knowledge of percents and geometric concepts, algebra, problem solving, and communication.

Science—Earth science, physical science, and life science.

Social Studies—World history, U.S. history through the America Revolution, economics, civics, and geography.

Computers—Keyboarding, computers, word processing, database, hypercard, and programming.

Health—Accident prevention and safety, community health, consumer health, environmental health, personal health, disease prevention and control, substance use and abuse, and family life.

Music—Vocal music, band, orchestra, and music appreciation.

Physical Education—Individual and team sports, cooperation, fitness, safety and sportsmanship, and recreational games.

Arts—Elements of design and principles of organization, media and techniques, and art appreciation.

World Language—Spanish and French.

Technology Education—Modular technology, woods, and metals.

Gifted and Talented—Gifted and talented education in the district identifies needs and programs for individual academic growth and assesses the effectiveness of a differentiated curriculum.

LITTLETON PUBLIC SCHOOLS
Littleton, Colorado

MIDDLE SCHOOLS

	2017–2018	2018–2019	2019–2020	2020–2021	2021–2022
	Actual	Actual	Actual	Revised Budget	Budget
Expenditures by School or Program:					
Euclid Middle School	\$4,600,601	\$4,951,738	\$4,489,026	\$4,676,395	\$4,791,575
Goddard Middle School	4,709,976	4,889,859	4,638,026	4,729,804	4,187,260
Isaac Newton Middle School	3,864,431	4,063,672	3,813,827	4,082,337	4,648,721
John Wesley Powell Middle School	5,590,169	5,816,292	5,305,276	4,964,370	4,283,586
Total expenditures	<u>\$18,765,177</u>	<u>\$19,721,561</u>	<u>\$18,246,155</u>	<u>\$18,452,906</u>	<u>\$17,911,142</u>
Expenditures by Object:					
Salaries and wages	\$13,013,175	\$13,762,848	\$12,624,630	\$13,177,653	\$13,153,153
Employee benefits	4,124,486	4,425,836	4,268,909	4,488,602	4,369,561
Purchased services	524,462	468,149	429,391	160,388	54,838
Supplies and materials	914,339	932,848	886,093	596,083	305,410
Capital outlay	152,014	104,664	15,287	28,180	24,680
Other expenditures	36,701	27,216	21,845	2,000	3,500
Total expenditures	<u>\$18,765,177</u>	<u>\$19,721,561</u>	<u>\$18,246,155</u>	<u>\$18,452,906</u>	<u>\$17,911,142</u>
Personnel (full-time equivalents):					
Administrators	12.00	12.00	12.00	12.00	12.00
Clerical	14.00	14.00	14.00	13.88	13.72
Custodians	18.00	18.00	18.00	9.00	-
Paraprofessionals	6.06	4.09	3.63	4.05	5.51
Teachers	148.61	154.76	146.09	144.66	137.58
Total personnel	<u>198.67</u>	<u>202.85</u>	<u>193.72</u>	<u>183.59</u>	<u>168.81</u>
Number of Students Served*	<u>3,032</u>	<u>2,971</u>	<u>2,913</u>	<u>2,765</u> ★	<u>2,769</u>

* Number of students served does not include students in any program or charter school not specifically referenced on this page.

★ Includes middle school level students who were enrolled in the Temporary Online Program for Students (TOPS) during the COVID-19 pandemic.

LITTLETON PUBLIC SCHOOLS
Littleton, Colorado

EUCLID MIDDLE SCHOOL

777 W. Euclid Ave., Littleton, CO 80120

(303) 347-7800

	2017–2018	2018–2019	2019–2020	2020–2021	2021–2022
	Actual	Actual	Actual	Revised Budget	Budget
Expenditures:					
Salaries and wages	\$3,220,873	\$3,435,147	\$3,084,024	\$3,332,740	\$3,507,406
Employee benefits	1,013,423	1,113,366	1,052,161	1,146,914	1,180,732
Purchased services	100,631	103,800	99,671	38,958	16,458
Supplies and materials	253,689	283,588	247,502	142,283	71,479
Capital outlay	5,283	10,614	1,536	15,500	15,500
Other expenditures	6,702	5,222	4,132	-	-
Total expenditures	\$4,600,601	\$4,951,738	\$4,489,026	\$4,676,395	\$4,791,575
Personnel (full-time equivalents):					
Administrators	3.00	3.00	3.00	3.00	3.00
Clerical	4.00	4.00	4.00	4.00	4.00
Custodians	4.50	4.50	4.50	2.25	-
Paraprofessionals	2.32	1.96	1.57	1.64	2.32
Teachers	35.54	36.81	35.30	36.80	37.69
Total personnel	49.36	50.27	48.37	47.69	47.01
Number of Students Served	743	736	751	625	769



LITTLETON PUBLIC SCHOOLS
Littleton, Colorado

GODDARD MIDDLE SCHOOL

3800 W. Berry Ave., Littleton, CO 80123

(303) 347-7850

	2017–2018	2018–2019	2019–2020	2020–2021	2021–2022
	Actual	Actual	Actual	Revised Budget	Budget
Expenditures:					
Salaries and wages	\$3,278,580	\$3,365,870	\$3,194,347	\$3,383,218	\$3,076,738
Employee benefits	1,047,590	1,097,844	1,084,767	1,164,201	1,029,714
Purchased services	190,386	179,066	142,459	48,214	21,464
Supplies and materials	177,546	189,269	210,663	130,671	55,344
Capital outlay	4,643	50,706	726	3,500	3,500
Other expenditures	11,231	7,104	5,064	-	500
Total expenditures	\$4,709,976	\$4,889,859	\$4,638,026	\$4,729,804	\$4,187,260
Personnel (full-time equivalents):					
Administrators	3.00	3.00	3.00	3.00	3.00
Clerical	4.00	4.00	4.00	3.88	3.88
Custodians	4.50	4.50	4.50	2.25	-
Paraprofessionals	0.98	1.05	0.98	0.98	0.98
Teachers	37.63	38.53	37.45	38.46	32.64
Total personnel	50.11	51.08	49.93	48.57	40.50
Number of Students Served	727	720	744	587	625



LITTLETON PUBLIC SCHOOLS
Littleton, Colorado

ISAAC NEWTON MIDDLE SCHOOL

4001 E. Arapahoe Road, Centennial, CO 80122

(303) 347-7900

	2017–2018	2018–2019	2019–2020	2020–2021	2021–2022
	Actual	Actual	Actual	Revised Budget	Budget
Expenditures:					
Salaries and wages	\$2,597,189	\$2,854,101	\$2,623,288	\$2,892,068	\$3,403,425
Employee benefits	826,496	902,694	881,989	988,932	1,133,921
Purchased services	140,055	87,392	93,169	34,458	8,458
Supplies and materials	233,819	207,670	201,573	161,379	96,417
Capital outlay	55,649	3,340	6,854	3,500	3,500
Other expenditures	11,223	8,475	6,954	2,000	3,000
Total expenditures	\$3,864,431	\$4,063,672	\$3,813,827	\$4,082,337	\$4,648,721
Personnel (full-time equivalents):					
Administrators	3.00	3.00	3.00	3.00	3.00
Clerical	2.00	2.00	2.00	2.00	2.00
Custodians	4.50	4.50	4.50	2.25	-
Paraprofessionals	1.64	1.08	1.08	1.43	2.21
Teachers	29.26	32.82	30.24	32.42	36.98
Total personnel	40.40	43.40	40.82	41.10	44.19
Number of Students Served	620	631	604	511	750



LITTLETON PUBLIC SCHOOLS
Littleton, Colorado

JOHN WESLEY POWELL MIDDLE SCHOOL

8000 S. Corona Way, Littleton, CO 80122

(303) 347-7950

	2017–2018	2018–2019	2019–2020	2020–2021	2021–2022
	Actual	Actual	Actual	Revised Budget	Budget
Expenditures:					
Salaries and wages	\$3,916,533	\$4,107,731	\$3,722,971	\$3,569,627	\$3,165,584
Employee benefits	1,236,977	1,311,932	1,249,992	1,188,555	1,025,194
Purchased services	93,390	97,890	94,092	38,758	8,458
Supplies and materials	249,285	252,320	226,355	161,750	82,170
Capital outlay	86,439	40,004	6,171	5,680	2,180
Other expenditures	7,545	6,415	5,695	-	-
Total expenditures	\$5,590,169	\$5,816,292	\$5,305,276	\$4,964,370	\$4,283,586
Personnel (full-time equivalents):					
Administrators	3.00	3.00	3.00	3.00	3.00
Clerical	4.00	4.00	4.00	4.00	3.84
Custodians	4.50	4.50	4.50	2.25	-
Paraprofessionals	1.12	-	-	-	-
Teachers	46.18	46.60	43.10	36.98	30.27
Total personnel	58.80	58.10	54.60	46.23	37.11
Number of Students Served	942	884	814	633	625



LITTLETON PUBLIC SCHOOLS

Littleton, Colorado

HIGH SCHOOLS SUMMARY

High school education in the district is conducted at four learning sites and includes Grades 9–12. The high school learning sites are Arapahoe, Heritage, Littleton, and Options Secondary at Whitman. Per Colorado Revised Statute, the required minimum scheduled hours is 1,080 hours per year. LPS currently schedules 1,114.97 hours per year.

Subject areas taught at the high school level include:

Language Arts—English and American literature, world literature, mythology, journalism, newspaper, yearbook, speech, reading, and composition writing.

Mathematics—Algebra, advanced algebra, geometry, trigonometry, precalculus, calculus, and communication.

Science—Aeronautics, biology, botany, chemistry, earth science, experimental science, genetics, global science, microbiology, physical geology, physics, physiology, zoology, energy resource, and environment.

Social Studies—U.S. history, world history, economics, international relations, behavioral science, law, anthropology, geography, sociology, world religions, government and civics, and psychology.

Computer—Computer science I and II and advanced placement computer science.

Health—Accident prevention and safety, community health, consumer health, environmental health, personal health, disease prevention and control, substance use and abuse, and family life.

Music—Choir, orchestra, concert and wind ensemble bands, marching and jazz bands, music theory, music appreciation, and musical theater.

Physical Education—Individual and team sports, fitness, recreational games, social dance, weight training, swimming, introduction to sports medicine, and personal survival.

Art—Elements of design and principles of organization, art history, skill development, and art appreciation.

Foreign Language—Spanish, French, German, Latin, Chinese, and Japanese.

Business—Accounting, advertising and sales promotion, applied economics, business law, computer applications, consumer finance, marketing/human relations, retail, and international business.

Family and Consumer Sciences—Culinary arts, cultural foods, fashion design, food analysis, independent living, child development, interior design, teen issues, and textile arts.

Drama—Introduction to drama, drama history, acting study, technical theory, and theater company.

Gifted and Talented—Gifted and talented education in the district identifies needs and programs for individual academic growth and assesses the effectiveness of a differentiated curriculum.

Early High School—An accelerated program of core class studies for Grade 8 students only at Littleton High School with additional electives available.

LITTLETON PUBLIC SCHOOLS
Littleton, Colorado

HIGH SCHOOLS

	2017–2018	2018–2019	2019–2020	2020–2021	2021–2022
	Actual	Actual	Actual	Revised Budget	Budget
Expenditures by School or Program:					
Arapahoe High School	\$11,646,114	\$12,189,544	\$11,925,966	\$11,777,369	\$10,778,768
Heritage High School	9,440,211	10,002,083	9,578,846	10,144,187	9,948,756
Littleton High School	7,786,007	8,084,480	8,009,368	8,344,556	8,131,150
Options Secondary at Whitman	3,363,099	3,595,252	3,375,706	3,729,591	3,755,580
Districtwide Fees and Gifts to Schools	-	-	-	1,600,000	2,200,000
Total expenditures	\$32,235,431	\$33,871,359	\$32,889,886	\$35,595,703	\$34,814,254
Expenditures by Object:					
Salaries and wages	\$22,168,517	\$23,362,820	\$22,602,962	\$24,120,323	\$23,742,607
Employee benefits	6,940,923	7,558,152	7,601,924	8,253,474	7,949,556
Purchased services	849,238	801,292	699,259	313,942	188,220
Supplies and materials	2,115,227	2,011,107	1,850,952	2,617,188	2,640,171
Capital outlay	117,167	106,158	100,155	282,476	270,500
Other expenditures	44,359	31,830	34,634	8,300	23,200
Total expenditures	\$32,235,431	\$33,871,359	\$32,889,886	\$35,595,703	\$34,814,254
Personnel (full-time equivalents):					
Administrators	17.00	17.00	18.00	18.00	18.00
Clerical	36.68	36.68	33.24	32.23	32.24
Custodians	30.32	30.75	30.81	15.62	-
Paraprofessionals	22.98	25.90	24.20	24.29	21.60
Teachers	252.07	254.60	256.92	255.89	245.86
Total personnel	359.05	364.93	363.17	346.03	317.70
Number of Students Served*	5,139	5,102	5,022	4,972 ★	4,976

* Number of students served does not include students in any program not specifically referenced on this page.

★ Includes high school level students who were enrolled in the Temporary Online Program for Students (TOPS) during the COVID-19 pandemic.

LITTLETON PUBLIC SCHOOLS
Littleton, Colorado

ARAPAHOE HIGH SCHOOL

2201 E. Dry Creek Rd., Centennial, CO 80122

(303) 347-6000

	2017–2018	2018–2019	2019–2020	2020–2021	2021–2022
	Actual	Actual	Actual	Revised Budget	Budget
Expenditures:					
Salaries and wages	\$8,042,499	\$8,469,552	\$8,211,244	\$8,363,709	\$7,865,065
Employee benefits	2,509,572	2,711,934	2,753,008	2,882,312	2,644,232
Purchased services	315,896	264,093	263,728	101,739	48,359
Supplies and materials	745,423	722,282	674,838	412,133	210,612
Capital outlay	17,244	15,667	14,149	17,476	10,500
Other expenditures	15,480	6,017	8,999	-	-
Total expenditures	\$11,646,114	\$12,189,544	\$11,925,966	\$11,777,369	\$10,778,768
Personnel (full-time equivalents):					
Administrators	6.00	6.00	6.00	6.00	5.00
Clerical	12.25	12.11	11.98	11.17	11.12
Custodians	10.50	10.50	10.50	5.25	-
Paraprofessionals	7.73	8.47	8.61	7.95	6.93
Teachers	96.79	96.65	96.61	90.17	82.07
Total personnel	133.27	133.73	133.70	120.54	105.12
Number of Students Served	2,150	2,162	2,059	1,783	1,840



LITTLETON PUBLIC SCHOOLS
Littleton, Colorado

HERITAGE HIGH SCHOOL

1401 W. Geddes Ave., Littleton, CO 80120
(303) 347-7600

	2017–2018	2018–2019	2019–2020	2020–2021	2021–2022
	Actual	Actual	Actual	Revised Budget	Budget
Salaries and wages	\$6,481,282	\$6,821,842	\$6,523,741	\$7,194,086	\$7,225,569
Employee benefits	2,019,292	2,229,446	2,219,632	2,462,840	2,435,292
Purchased services	270,938	263,590	211,813	81,559	53,917
Supplies and materials	599,719	591,312	570,960	400,702	228,978
Capital outlay	55,423	83,886	45,290	5,000	5,000
Other expenditures	13,557	12,006	7,410	-	-
Total expenditures	\$9,440,211	\$10,002,083	\$9,578,846	\$10,144,187	\$9,948,756
Personnel (full-time equivalents):					
Administrators	5.00	5.00	5.00	5.00	6.00
Clerical	10.25	10.38	10.44	10.44	10.50
Custodians	9.75	9.75	9.75	4.87	-
Paraprofessionals	5.06	6.39	6.46	7.52	6.39
Teachers	71.04	74.19	72.54	76.11	76.06
Total personnel	101.10	105.71	104.19	103.94	98.95
Number of Students Served	1,642	1,619	1,629	1,529	1,740



LITTLETON PUBLIC SCHOOLS
Littleton, Colorado

LITTLETON HIGH SCHOOL

199 E. Littleton Blvd., Littleton, CO 80121

(303) 347-7700

	2017–2018	2018–2019	2019–2020	2020–2021	2021–2022
	Actual	Actual	Actual	Revised Budget	Budget
Expenditures:					
Salaries and wages	\$5,227,212	\$5,475,225	\$5,414,679	\$5,839,753	\$5,866,978
Employee benefits	1,664,438	1,784,055	1,831,690	2,022,412	1,987,869
Purchased services	203,458	226,564	188,490	93,001	56,251
Supplies and materials	637,526	579,540	516,011	373,390	194,052
Capital outlay	43,315	6,606	40,716	10,000	5,000
Other expenditures	10,058	12,491	17,782	6,000	21,000
Total expenditures	\$7,786,007	\$8,084,480	\$8,009,368	\$8,344,556	\$8,131,150
Personnel (full-time equivalents):					
Administrators	4.00	4.00	4.00	4.00	4.00
Clerical	8.81	8.82	8.82	8.62	8.62
Custodians	8.57	8.50	8.56	4.50	-
Paraprofessionals	8.79	8.63	7.73	7.80	7.30
Teachers	56.08	55.92	59.92	60.73	60.00
Total personnel	86.25	85.87	89.03	85.65	79.92
Number of Students Served	1,177	1,178	1,196	1,066	1,250



LITTLETON PUBLIC SCHOOLS
Littleton, Colorado

OPTIONS SECONDARY AT WHITMAN

6557 S. Acoma St., Littleton, CO 80120

(303) 347-3580

	2017–2018	2018–2019	2019–2020	2020–2021	2021–2022
	Actual	Actual	Actual	Revised Budget	Budget
Expenditures:					
Salaries and wages	\$2,417,524	\$2,596,201	\$2,453,298	\$2,722,775	\$2,784,995
Employee benefits	747,621	832,718	797,594	885,910	882,163
Purchased services	58,946	47,044	35,228	37,643	29,693
Supplies and materials	132,559	117,973	89,143	80,963	56,529
Capital outlay	1,185	-	-	-	-
Other expenditures	5,264	1,316	443	2,300	2,200
Total expenditures	\$3,363,099	\$3,595,252	\$3,375,706	\$3,729,591	\$3,755,580
Personnel (full-time equivalents):					
Administrators	2.00	2.00	3.00	3.00	3.00
Clerical	5.37	5.37	2.00	2.00	2.00
Custodians	1.50	2.00	2.00	1.00	-
Paraprofessionals	1.40	2.41	1.40	1.02	0.98
Teachers	28.16	27.84	27.85	28.88	27.73
Total personnel	38.43	39.62	36.25	35.90	33.71
Number of Students Served	170	143	138	146	146



LITTLETON PUBLIC SCHOOLS

Littleton, Colorado

DISTRICTWIDE INSTRUCTIONAL FEES AND GIFTS TO SCHOOLS

	2017–2018	2018–2019	2019–2020	2020–2021	2021–2022
	Actual	Actual	Actual	Revised Budget	Budget
Expenditures:					
Supplies and materials	\$ -	\$ -	\$ -	\$1,350,000	\$1,950,000
Capital outlay	-	-	-	250,000	250,000
 Total expenditures	 \$ -	 \$ -	 \$ -	 \$1,600,000	 \$2,200,000

NOTE: Districtwide expenditure budgets for spending of instructional fees and gifts to schools will be allocated to the various instructional sites throughout the fiscal year as fees are collected at the respective school locations. This results in no actual expenditures in the districtwide accounts in these categories.



LPS Education Services Center

LITTLETON PUBLIC SCHOOLS

Littleton, Colorado

SPECIAL INSTRUCTION SUMMARY

Special Education

Special education programs are offered for students identified as having a disability and who meet state and federal eligibility requirements. Individual Education Programs (IEP) are developed by a legally constituted IEP team. The goal is to serve the student in the least restrictive environment possible while providing maximum interaction with typically developing peers in the general education classroom(s) and providing instruction that is aligned with the general education curriculum. Services and supports are provided on a continuum of options, from modifications and accommodations in the general education classroom to instruction in a special education setting for most of the day. The services and supports are determined by the student's IEP team and will vary depending upon the individual needs of the student. Students with suspected disabilities are referred through their school site, generally initiated by the teacher, parent, or administrator. The following programs are offered in special education.

Audiology—Staff based at The Village provide vision and hearing screenings and audiological evaluations. Screenings are done by specially trained paraprofessionals who travel to all district sites. Evaluations by the district audiologist are arranged by appointment.

Child Find—The Child Find team is responsible for screening, referring, assessing, and staffing of all children birth to five years of age. Students five to twenty-one years of age who attend LPS schools are referred to their attendance area school for screening. Students who reside within district boundaries and are not attending LPS schools are referred to the LPS school of residence for screening.

DHH (Deaf and Hard of Hearing)—This preschool through Transition-age program provides services to all eligible students who are deaf or hard of hearing. The DHH staff supports students through both oral and total communication methodologies. Students are served by staff traveling to the students' schools as well as in center-based program.

Early Childhood—These programs are located at The Village at North and The Village at Highland. These special education programs provide language, motor, cognitive, and affective skill development for three- and four-year-old students with disabilities.

Mental Health Programs—Two center-based programs for students with educational and significant mental health needs are provided to middle and high school students. The Apollo program at Goddard Middle School and the Summit program at Heritage High School are available as intensive interventions for identified students. The program for elementary students with behavioral and social/emotional challenges is located at Ralph Moody Elementary School.

Learning Support Services-Center-Based—These K–12 programs are for students who require more intensive services for a variety of needs. The need for intensive services may be due to developmental delays, behavioral and social/emotional challenges, and needs due to functioning two to three years behind the expected level of performance in the cognitive, affective, language, motor, and/or academic areas. Programs for students with developmental delays are located at Centennial, Field, Ford, Highland, Hopkins, Runyon, and Twain elementary schools; Euclid, Goddard, Newton, and Powell middle schools; and Arapahoe, Heritage, and Littleton high schools.

Learning Support Services-Resource Programs—Each school has a building resource team to service

LITTLETON PUBLIC SCHOOLS

Littleton, Colorado

SPECIAL INSTRUCTION SUMMARY (continued)

students with disabilities. Services may be provided by special education teachers, psychologists, speech/language pathologists, and/or occupational therapists.

RISE Program—The RISE Program (Reaching Independence through Structured Environments) is our elementary program for students with Autism. Located at Dr. Justina Ford Elementary, this program has been specifically designed to support students with Autism, needs consistent with autism disorders, or developmental disorders that impact communication and social interactions. As we open this program in 2021–2022, we are targeting support for our youngest learners with these needs. The program design is based on evidence supporting the need for intensive early intervention, small group instruction, planned/systematic strategies and opportunities for consistent and explicit exposure to functional communication and social interaction skills daily.

SWAP (School to Work Alliance Program)—In collaboration with the Colorado Division of Vocational Rehabilitation, the SWAP program provides case management and direct services to 16- to 25-year-old students with disabilities. These students have mild to moderate needs in employment and require short-term support to become competitively employed and to make community linkages.

Nova Center—A partnership program with Catapult Learning that provides a non-traditional instructional setting for LPS students from Grades K–12. Located on the Newton Middle School campus, the Nova Center believes that the route to success for district students with emotional disabilities begins with individualized education that focuses on a high level of structure and consistency. These characteristics create a productive and positive learning environment that properly addresses internalizing and externalizing behavior issues and teaches self-regulation.

Transition Program—This program is for 18- to 21-year-old students with developmental delays. The emphasis is on vocational programming and community-based instruction. Transition planning from school to work is provided for each student. This program is based out of the Acoma Building.

Visually Impaired—Most students who are visually impaired receive services at their neighborhood schools. Centralized services are located at Centennial Academy for Fine Arts Education, Goddard Middle School, and Heritage High School.

Career and Technical Education

Career and technical education (CTE) training provides for rigorous and relevant learning while raising achievement among all students and preparing students to strengthen Colorado’s workforce and economy. Today’s generation of CTE programs are integrated with the academic courses needed to prepare students for college and career success. Many of the programs allow students the opportunity to earn college credit while still in high school. All students gain the academic knowledge and technical skills required for the best jobs in Colorado’s hottest careers, along with 21st century skill preparation.

Over two-thirds of all high school students will have participated in a CTE course or program before high school graduation. LPS has a variety of career and technical education opportunities available to middle and high school students. District programs are aligned to six pathways: aerospace, computer science, entrepreneurship, natural resources, health care, and the trades. LPS also has a teacher cadet program. In addition, LPS students have the opportunity to participate in numerous out-of-district CTE programs ranging from auto technology and graphic design to criminal justice and agricultural sciences.

LITTLETON PUBLIC SCHOOLS
Littleton, Colorado

SPECIAL INSTRUCTION

	2017–2018	2018–2019	2019–2020	2020–2021	2021–2022
	Actual	Actual	Actual	Revised Budget	Budget
Expenditures by Support Component:					
Special Education	\$20,649,883	\$23,095,733	\$23,825,473	€ \$22,371,364	\$24,517,613
Career and Technical Education	1,313,866	1,353,580	1,341,179	943,358	1,113,027
Total expenditures	\$21,963,749	\$24,449,313	\$25,166,652	\$23,314,722	\$25,630,640
Expenditures:					
Salaries and wages	\$14,039,601	\$15,650,354	\$16,428,736	\$15,188,517	\$17,063,485
Employee benefits	4,766,348	5,294,765	5,726,066	5,918,084	6,344,407
Purchased services	2,750,874	3,192,735	2,615,249	1,666,559	1,695,199
Supplies and materials	150,204	128,023	122,210	119,100	128,950
Capital outlay	120,933	55,522	38,766	125,285	101,100
Other expenditures	135,789	127,914	235,625	297,177	297,499
Total expenditures	\$21,963,749	\$24,449,313	\$25,166,652	€ \$23,314,722	\$25,630,640
Personnel (full-time equivalents):					
Administrators	2.00	2.00	2.00	1.00	2.00
Professional/technical support	0.49	-	-	-	-
Clerical	2.46	3.58	2.90	2.81	2.99
Paraprofessionals	126.16	130.86	134.95	129.66	130.85
Teachers	140.88	150.87	168.96	171.42	172.00
Total personnel	271.99	287.31	308.81	€ 304.89	307.84

€ Increases in both expenditures and staffing due to expansion of the NOVA Program and addition of a center-based program at Goddard Middle School.

LITTLETON PUBLIC SCHOOLS
Littleton, Colorado

SPECIAL EDUCATION

	2017–2018	2018–2019	2019–2020	2020–2021	2021–2022
	Actual	Actual	Actual	Revised Budget	Budget
Expenditures:					
Salaries and wages	\$13,331,014	\$14,858,338	\$15,649,629	\$14,651,303	\$16,408,442
Employee benefits	4,543,440	5,037,708	5,466,309	5,741,259	6,130,669
Purchased services	2,532,484	2,980,892	2,387,924	1,544,223	1,538,803
Supplies and materials	64,514	62,697	68,612	64,850	76,850
Capital outlay	48,977	32,652	21,025	76,982	70,000
Other expenditures	129,454	123,446	231,974	292,747	292,849
Total expenditures	<u><u>\$20,649,883</u></u>	<u><u>\$23,095,733</u></u>	<u><u>\$23,825,473</u></u> €	<u><u>\$22,371,364</u></u>	<u><u>\$24,517,613</u></u>
Personnel (full-time equivalents):					
Administrators	1.00	1.00	1.00	1.00	1.00
Professional/technical support	0.49	-	-	-	-
Clerical	1.96	3.08	2.40	2.31	2.36
Paraprofessionals	119.21	122.96	134.45	129.66	130.35
Teachers	140.88	150.87	161.51	165.02	165.72
Total personnel	<u><u>263.54</u></u>	<u><u>277.91</u></u>	<u><u>299.36</u></u> €	<u><u>297.99</u></u>	<u><u>299.43</u></u>
Number of Students Served	<u><u>1,425</u></u>	<u><u>1,575</u></u>	<u><u>1,661</u></u>	<u><u>1,800</u></u>	<u><u>1,665</u></u>

€ Increases in both expenditures and staffing due to expansion of the NOVA Program and addition of a center-based program at Goddard Middle School.

LITTLETON PUBLIC SCHOOLS
Littleton, Colorado

CAREER AND TECHNICAL EDUCATION

	2017–2018	2018–2019	2019–2020	2020–2021	2021–2022
	<u>Actual</u>	<u>Actual</u>	<u>Actual</u>	<u>Revised Budget</u>	<u>Budget</u>
Expenditures:					
Salaries and wages	\$708,587	\$792,016	\$779,107	\$537,214	\$655,043
Employee benefits	222,908	257,057	259,757	176,825	213,738
Purchased services	218,390	211,843	227,325	122,336	156,396
Supplies and materials	85,690	65,326	53,598	54,250	52,100
Capital outlay	71,956	22,870	17,741	48,303	31,100
Other expenditures	6,335	4,468	3,651	4,430	4,650
Total expenditures	<u><u>\$1,313,866</u></u>	<u><u>\$1,353,580</u></u>	<u><u>\$1,341,179</u></u>	<u><u>\$943,358</u></u> ‡	<u><u>\$1,113,027</u></u>
Personnel (full-time equivalents):					
Administrators	1.00	1.00	1.00	-	1.00
Professional/technical support	-	-	1.00	-	-
Clerical	0.50	0.50	0.50	0.50	0.63
Paraprofessionals	0.50	0.50	0.50	-	0.50
Teachers	6.95	7.90	7.45	6.40	6.28
Total personnel	<u><u>8.95</u></u>	<u><u>9.90</u></u>	<u><u>10.45</u></u>	<u><u>6.90</u></u>	<u><u>8.41</u></u>

‡ Decreased expenditures and staffing due to lower enrollment attributed to the COVID-19 pandemic and differences in career and technical education learning models.

LITTLETON PUBLIC SCHOOLS

Littleton, Colorado

GOVERNANCE

The governance of the district includes the Board and the office of the superintendent. The Board consists of five uncompensated elected officials. The superintendent's office consists of the superintendent and communications. It is staffed with 6.63 full-time equivalent employees.

The functions of the governance team include: strategic planning, district calendar, policies and procedures, communications, community relations, organizational improvements, supervision of mandates, Board policy manual, election planning, media relations, grant development, Board assistance, legal services, parent teacher organization (PTO) Presidents Council (PPC), District Accountability Committee, recognition programs, the Littleton Public Schools Foundation, and appointed Board study committees.

LITTLETON PUBLIC SCHOOLS
Littleton, Colorado

GOVERNANCE

	2017–2018	2018–2019	2019–2020	2020–2021	2021–2022
	Actual	Actual	Actual	Revised Budget	Budget
Expenditures by Support Component:					
Board of Education	\$661,237	\$747,890	\$741,341	\$4,794,200	\$839,462
Office of the Superintendent	1,077,323	1,190,171	1,298,435	1,205,606	1,317,878
Total expenditures	\$1,738,560	\$1,938,061	\$2,039,776	\$5,999,806	\$2,157,340
Expenditures:					
Salaries and wages	\$654,570	\$772,454	\$791,603	\$643,904	\$758,513
Employee benefits	206,944	258,489	253,034	229,652	257,511
Purchased services	802,751	851,285	932,720	5,046,400 »	1,076,565
Supplies and materials	23,758	20,593	27,133	34,000	26,151
Capital outlay	19,005	3,510	4,490	750	750
Other expenditures	31,532	31,730	30,796	45,100	37,850
Total expenditures	\$1,738,560	\$1,938,061	\$2,039,776	\$5,999,806	\$2,157,340
Personnel (full-time equivalents):					
Administrators	2.00	2.00	2.00	2.00	2.00
Professional/technical support	2.00	3.00	3.00	3.00	3.50
Clerical	2.00	2.00	2.00	1.13	1.13
Total personnel	6.00	7.00	7.00	6.13	6.63
Number of Students Served	15,264	15,039	14,691	13,912	13,890

» Included \$4.0 million for unexpected district-wide expenses resulting from the COVID-19 pandemic.

LITTLETON PUBLIC SCHOOLS

Littleton, Colorado

SUPPORT COMPONENTS

Support components at the Education Services Center (ESC) include Human Resource Services, Learning Services, Transportation Services, Information and Technology Services, Financial Services, and Safety and Security Operations. These components are centralized to increase efficiency throughout the district. The functions of each support component are as follows.

- **Learning Services**—Learning services including curriculum development and implementation, assessment and testing, English language proficiency, gifted and talented, special reading, child abuse reporting, students’ rights and responsibilities, discipline, home schooling, Americans With Disabilities Act compliance, driver education, truancy, foreign students, dropout prevention, summer school, innovative projects, and three alternative instructional programs: LPS Voyager, Transitions Services, and the NEXT Program.
- **Safety and Security Operations**—Maintain the district’s Unified Security System, including access control, video management systems, audio surveillance, duress, and mass notification systems. In addition, this department also monitor the Fire and HVAC controls for the entire district.
- **Human Resource Services**—Recruiting/hiring, payroll, personnel records, employee appraisals, employee benefits, staff development, teacher assistance teams, senior citizen tax rebate program, volunteers in schools, employee relations/negotiations, early retirement incentive, and substitute employees.
- **Transportation Services**—Pupil transportation to and from school, bus routes, field trips, bus safety, and vehicle maintenance (housed at Transportation Services Center).
- **Information and Technology Services**—Technology planning, central records, data processing, technical support (software and training), technology and audiovisual maintenance, and telecommunications.
- **Financial Services**—Accounting and auditing, budgeting, cash management, financial planning, legislative matters, insurance, printing services, purchasing, warehousing, intradistrict mail, contract review, student count, and student enrollment projections.

LITTLETON PUBLIC SCHOOLS

Littleton, Colorado

SUPPORT COMPONENTS

	2017–2018	2018–2019	2019–2020	2020–2021	2021–2022
	Actual	Actual	Actual	Revised Budget	Budget
Expenditures by Support Component:					
Learning Services	\$10,768,935	\$11,617,960	\$10,899,797	\$12,977,149 »	\$11,320,563
Safety and Security Operations Ω	5,116,101	5,297,492	5,322,505	2,719,906 *	1,005,147
Human Resource Services	2,179,518	2,180,999	2,310,317	2,199,723	2,888,889
Transportation Services	4,957,358	6,241,816	6,460,733	6,059,129	6,629,220
Information and Technology Services	4,776,392	5,299,797	4,497,663	3,180,248	4,061,372
Financial Services	1,519,841	1,768,597	1,657,613	3,779,205	2,236,428
Total expenditures	<u>\$29,318,145</u>	<u>\$32,406,661</u>	<u>\$31,148,628</u>	<u>\$30,915,360 ‡</u>	<u>\$28,141,619 ★</u>
Expenditures by Object:					
Salaries and wages	\$16,479,192	\$17,588,227	\$18,129,327	\$17,206,694	\$15,669,886
Employee benefits	5,405,538	5,912,497	6,325,647	7,063,001	5,910,574
Purchased services	3,779,924	4,811,480	4,264,015	5,398,368	4,516,859
Supplies and materials	3,158,452	3,489,845	1,881,538	1,532,300	1,956,248
Capital outlay	875,727	922,071	783,562	77,850	426,923
Other expenditures	(380,688)	(317,459)	(235,461)	(362,853)	(338,871)
Total expenditures	<u>\$29,318,145</u>	<u>\$32,406,661</u>	<u>\$31,148,628</u>	<u>\$30,915,360 ‡</u>	<u>\$28,141,619 ★</u>
Personnel (full-time equivalents):					
Administrators	16.00	18.70	18.70	13.60	14.70
Professional/technical support	36.42	37.07	39.91	33.50	32.45
Bus drivers	54.00	54.00	81.66 €	82.66	77.00
Clerical	44.15	44.47	42.47	38.47	38.71
Custodians	4.00	4.00	4.00	1.75	-
Maintenance	45.23	45.34	45.90	28.65	18.70
Paraprofessionals	33.26	36.11	42.77	45.83	47.22
Teachers	40.66	45.55	47.12	43.84	44.06
Total personnel	<u>273.72</u>	<u>285.24</u>	<u>322.53</u>	<u>288.30 *</u>	<u>272.84</u>
Number of Students Served	<u>15,264</u>	<u>15,039</u>	<u>14,691</u>	<u>13,912</u>	<u>13,890</u>

★ Includes budgeted one-time spending of \$2.3 million approved by the Board.

‡ Included both reductions in spending equivalent to \$4.2 million and budgeted one-time spending of \$1.0 million for school staffing support, expenditure transfers to the Operations and Technology Fund, and district-wide expenses resulting from the COVID-19 pandemic.

€ Beginning in fiscal year 2019–2020, FTE increased due primarily to an increase in bus drivers to accommodate the district's change in start times and the expansion of special education programs.

* Effective January 2021, Operations, Maintenance, and Construction expenditures and personnel, except security and printing services, were transferred into the Operations and Technology Fund.

» Increased cost is reflective of the Temporary Online Program for Students (TOPS) added due to the COVID-19 pandemic.

Ω The name of the department was changed from Operations, Maintenance, and Construction effective July 1, 2021, and printing services budget and personnel were shifted to the Finance Department during restructuring.

LITTLETON PUBLIC SCHOOLS
Littleton, Colorado

LEARNING SERVICES

	2017–2018	2018–2019	2019–2020	2020–2021	2021–2022
	<u>Actual</u>	<u>Actual</u>	<u>Actual</u>	<u>Revised Budget</u>	<u>Budget</u>
Expenditures:					
Salaries and wages	\$5,947,161	\$6,392,701	\$6,447,703	\$8,518,256	\$6,556,086
Employee benefits	1,845,137	2,029,420	2,107,891	3,136,448	2,223,455
Purchased services	1,354,800	1,755,465	1,570,211	1,088,466	2,232,258
Supplies and materials	1,543,545	1,403,516	733,620	196,946	277,114
Capital outlay	52,336	14,568	28,299	14,900	8,500
Other expenditures	25,956	22,290	12,073	22,133	23,150
Total expenditures	<u><u>\$10,768,935</u></u>	<u><u>\$11,617,960</u></u>	<u><u>\$10,899,797</u></u>	<u><u>\$12,977,149</u></u> ★	<u><u>\$11,320,563</u></u> »
Personnel (full-time equivalents):					
Administrators	8.00	9.70	9.70	6.00	7.50
Professional/technical support	8.48	9.13	9.75	11.70	11.70
Clerical	7.40	7.49	7.50	6.00	6.00
Paraprofessionals	20.30	20.48	19.62	19.74	21.60
Teachers	39.66	44.55	46.12	42.84	43.06
Total personnel	<u><u>83.84</u></u>	<u><u>91.35</u></u> ‡	<u><u>92.69</u></u> ‡	<u><u>86.28</u></u>	<u><u>89.86</u></u>
Number of Students Served	<u><u>15,264</u></u>	<u><u>15,039</u></u>	<u><u>14,691</u></u>	<u><u>13,912</u></u>	<u><u>13,890</u></u>

★ Increased cost is reflective of the Temporary Online Program for Students (TOPS) added due to the COVID-19 pandemic.

‡ Beginning in fiscal year 2018–2019, FTE increased due to Board-approved one-time spending.

» Includes \$1.0 million in recurring Board-approved funding for curriculum refreshes.

LITTLETON PUBLIC SCHOOLS
Littleton, Colorado

SAFETY AND SECURITY OPERATIONS Ω

	2017–2018 Actual	2018–2019 Actual	2019–2020 Actual	2020–2021 Revised Budget	2021–2022 Budget
Expenditures:					
Salaries and wages	\$3,104,252	\$3,248,994	\$3,309,729	\$1,457,787	\$608,500
Employee benefits	984,370	1,035,393	1,068,195	536,915	205,657
Purchased services	708,679	599,681	537,727	378,321	81,317
Supplies and materials	418,422	480,641	467,408	435,269	29,300
Capital outlay	17,491	12,904	7,821	9,450	76,173
Other expenditures	(117,113)	(80,121)	(68,375)	(97,836)	4,200
Total expenditures	<u>\$5,116,101</u>	<u>\$5,297,492</u>	<u>\$5,322,505</u>	<u>\$2,719,906</u> *	<u>\$1,005,147</u> Ω
Personnel (full-time equivalents):					
Administrators	3.20	3.20	3.20	1.60	1.00
Professional/technical support	4.44	5.44	5.66	1.75	1.00
Clerical	3.75	3.00	3.00	1.50	-
Custodians	3.00	3.00	3.00	1.50	-
Maintenance	35.50	35.50	35.50	17.25	6.50
Total personnel	<u>49.89</u>	<u>50.14</u>	<u>50.36</u>	<u>23.60</u> *	<u>8.50</u> Ω
Number of Students Served	<u>15,264</u>	<u>15,039</u>	<u>14,691</u>	<u>13,912</u>	<u>13,890</u>

* Effective January 2021, Operations, Maintenance, and Construction expenditures and personnel, except security and printing services, were transferred into the Operations and Technology Fund.

Ω The name of the department was changed from Operations, Maintenance, and Construction effective July 1, 2021, and printing services budget and personnel were shifted to the Finance Department during restructuring.

LITTLETON PUBLIC SCHOOLS
Littleton, Colorado

HUMAN RESOURCE SERVICES

	2017–2018	2018–2019	2019–2020	2020–2021	2021–2022
	Actual	Actual	Actual	Revised Budget	Budget
Expenditures:					
Salaries and wages	\$1,196,673	\$1,243,670	\$1,259,821	\$1,062,677	\$1,717,238 ★
Employee benefits	395,875	433,462	488,769	569,928	602,533
Purchased services	548,793	457,488	536,710	527,768	532,768
Supplies and materials	21,885	23,184	17,341	26,950	26,450
Capital outlay	6,951	13,220	5,365	8,000	6,000
Other expenditures	9,341	9,975	2,311	4,400	3,900
Total expenditures	\$2,179,518	\$2,180,999	\$2,310,317	\$2,199,723	\$2,888,889
Personnel (full-time equivalents):					
Administrators	2.00	2.00	2.00	2.00	2.00
Professional/technical support	3.50	3.50	3.50	3.75	3.75
Clerical	8.00	8.00	8.00	7.00	7.50
Teachers	1.00	1.00	1.00	1.00	1.00
Total personnel	14.50	14.50	14.50	13.75	14.25
Number of Students Served	15,264	15,039	14,691	13,912	13,890

★ Includes budget for districtwide vacation and sick leave payouts.

LITTLETON PUBLIC SCHOOLS
Littleton, Colorado

TRANSPORTATION SERVICES

	<u>2017–2018</u> Actual	<u>2018–2019</u> Actual	<u>2019–2020</u> Actual	<u>2020–2021</u> Revised Budget	<u>2021–2022</u> Budget
Expenditures:					
Salaries and wages	\$3,022,141	\$3,493,687	\$3,977,174	\$3,387,521	\$3,862,956
Employee benefits	1,134,726	1,363,635	1,608,729	1,793,938	1,829,719
Purchased services	284,680	952,604	501,366	392,695	345,385
Supplies and materials	592,653	635,109	527,484	730,225	831,210
Capital outlay	207,034	54,541	13,229	4,000	9,000
Other expenditures	(283,876)	(257,760)	(167,249)	(249,250)	(249,050)
Total expenditures	<u><u>\$4,957,358</u></u>	<u><u>\$6,241,816</u></u>	<u><u>\$6,460,733</u></u>	<u><u>\$6,059,129</u></u>	<u><u>\$6,629,220</u></u>
Personnel (full-time equivalents):					
Administrators	1.00	1.00	1.00	1.00	1.00
Professional/technical support	2.00	2.00	3.00	1.00	1.00
Clerical	4.00	5.00	5.00	6.00	7.00
Paraprofessionals	12.96	15.63	21.25	26.09	25.62
Bus drivers	54.00	54.00	81.66 €	82.66	77.00
Custodians	1.00	1.00	1.00	0.25	-
Maintenance	5.00	5.00	5.00	6.00	7.00
Total personnel	<u><u>79.96</u></u>	<u><u>83.63</u></u>	<u><u>117.91</u></u>	<u><u>123.00</u></u>	<u><u>118.62</u></u>
Number of Students Served	<u><u>15,264</u></u>	<u><u>15,039</u></u>	<u><u>14,691</u></u>	<u><u>13,912</u></u>	<u><u>13,890</u></u>

€ 2019–2020 FTE increase caused by bus route reconfigurations necessitated by a change in start times in fiscal 2018–2019. Additionally, FTE for bus drivers is calculated using a 6-hour work day rather than an 8-hour day, which is the standard for other district positions.

LITTLETON PUBLIC SCHOOLS
Littleton, Colorado

INFORMATION AND TECHNOLOGY SERVICES

	2017–2018	2018–2019	2019–2020	2020–2021	2021–2022
	Actual	Actual	Actual	Revised Budget	Budget
Expenditures:					
Salaries and wages	\$2,271,454	\$2,160,768	\$2,166,049	\$1,705,829	\$1,664,626
Employee benefits	707,899	698,946	699,356	631,691	589,341
Purchased services	637,148	692,974	785,238	679,114	731,598
Supplies and materials	571,015	922,367	120,246	124,414	751,328
Capital outlay	586,152	823,346	726,238	39,000	324,000
Other expenditures	2,724	1,396	536	200	479
Total expenditures	<u>\$4,776,392</u>	<u>\$5,299,797</u>	<u>\$4,497,663</u>	<u>\$3,180,248</u>	<u>\$4,061,372</u> ★
Personnel (full-time equivalents):					
Administrators	1.00	2.00	2.00	1.00	1.00
Professional/technical support	15.00	14.00	14.00	12.00	11.00
Clerical	12.50	11.48	11.47	10.47	10.21
Paraprofessionals	-	-	1.90	-	-
Maintenance	1.00	1.00	1.00	1.00	1.00
Total personnel	<u>29.50</u>	<u>28.48</u>	<u>30.37</u>	<u>24.47</u>	<u>23.21</u>
Number of Students Served	<u>15,264</u>	<u>15,039</u>	<u>14,691</u>	<u>13,912</u>	<u>13,890</u>

★ Includes \$1.0 million in one-time BOE approved funding for computer and equipment refreshes.

LITTLETON PUBLIC SCHOOLS
Littleton, Colorado

FINANCIAL SERVICES

	2017–2018	2018–2019	2019–2020	2020–2021	2021–2022
	Actual	Actual	Actual	Revised Budget	Budget
Expenditures:					
Salaries and wages	\$937,511	\$1,048,407	\$968,851	\$1,074,624	\$1,260,480
Employee benefits	337,531	351,641	352,707	394,081	459,869
Purchased services	245,824	353,268	332,763	2,332,004 ‡	593,533
Supplies and materials	10,932	25,028	15,439	18,496	40,846
Capital outlay	5,763	3,492	2,610	2,500	3,250
Other expenditures	(17,720)	(13,239)	(14,757)	(42,500)	(121,550)
Total expenditures	<u>\$1,519,841</u>	<u>\$1,768,597</u>	<u>\$1,657,613</u>	<u>\$3,779,205</u>	<u>\$2,236,428</u> ★
Personnel (full-time equivalents):					
Administrators	0.80	0.80	0.80	2.00	2.20
Professional/technical support	3.00	3.00	4.00	3.30	4.00
Clerical	8.50	9.50	7.50	7.50	8.00
Maintenance	3.73	3.84	4.40	4.40	4.20
Total personnel	<u>16.03</u>	<u>17.14</u>	<u>16.70</u>	<u>17.20</u>	<u>18.40</u> ★
Number of Students Served	<u>15,264</u>	<u>15,039</u>	<u>14,691</u>	<u>13,912</u>	<u>13,890</u>

‡ Includes \$1.8 million of one-time COVID-19 pandemic related budget.

★ Effective July 1, 2021, printing services budget and personnel were shifted to the Finance Department during restructuring.



**FINANCIAL SECTION
OTHER FUNDS**

THIS PAGE LEFT BLANK
INTENTIONALLY FOR
PRESENTATION PURPOSES

LITTLETON PUBLIC SCHOOLS

Littleton, Colorado

OTHER FUNDS

INTRODUCTION—OVERVIEW

State law requires each Board of Education to approve expenditures of all funds. A fund is an independent fiscal and accounting entity with a self-balancing set of accounts and with its own assets, liabilities, and fund equity, which are segregated for the purpose of conducting specific activities of the district in accordance with special regulations, restrictions, and limitations.

This section of the budget document presents all funds, other than the General Fund, for review and comparison purposes. In order, they are:

- Risk Management Fund (sub-fund of the General Fund)
- Bond Redemption Fund
- Building Fund
- Capital Projects Fund
- Operations and Technology Fund
- Designated Purpose Grants Fund
- Student Athletic, Activities, and Clubs Fund
- Nutrition Services Fund
- Extended Day Care Program Fund

While historical and budgetary financial information is provided for all funds, the nature of some funds precludes them from having forecast projections presented as well. The Designated Purpose Grants does not have forecasted projections presented in this document. In the Designated Purpose Grants Fund, awarded grants are considered temporary, since the award period of each grant is finite. While the district does request and utilize some grants on an ongoing basis, the actual award amount can vary significantly from year to year. Additionally, the life of a grant is determined by the funding available to the grant itself, making the duration and awarding of grants highly unpredictable.

LITTLETON PUBLIC SCHOOLS
Littleton, Colorado

RISK MANAGEMENT FUND
(SUB-FUND OF THE GENERAL FUND)

The Risk Management Fund is a governmental fund used to account for premiums on insurance, loss control, workers’ compensation, payment of loss or damage to property, administrative insurance expenses, settled legal claims, and judgments rendered against the district for injury.

Revenues

The primary revenue for this fund is a transfer from the General Fund, with insurance reimbursements and services provided to the district’s charter schools providing the remainder. The district determines the total dollars needed based on the current and ongoing insurance expense estimates and historical trends in salary and benefit and supplies costs.

Expenditures

While the primary expenditures in this fund are related to managing and maintaining the various insurances the district carries, this fund also supports salaries and benefits for key personnel in finance and security. Additionally, school resource officers (SROs) are supported by this fund. The following table provides an overview of the district’s insurance coverages.

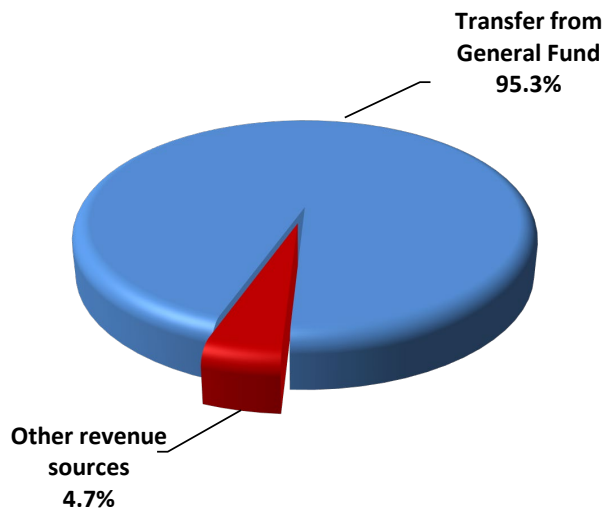
Coverage Description	Carrier	Coverage Limit	Deductible	Premium
General Liability and School Leaders Errors and Omissions	Excess-of-Loss Self-Insurance Pool (ELSIP)	\$5,000,000 each occurrence \$5,000,000 aggregate limit	\$150,000	\$138,980
Property:	Travelers			\$588,000
• buildings, property, and turf		\$431,272,694	\$100,000	
• boiler and machinery		\$50,000,000	\$100,000	
• flood and earthquake		\$25,000,000	\$100,000	
Automobile physical damage	Old Republic Union Insurance Company	\$2,000,000	\$25,000	\$60,255
Automobile liability	Excess-of-Loss Self-Insurance Pool (ELSIP)	\$5,000,000 each occurrence \$5,000,000 aggregate limit	\$150,000	\$40,502
Crime	Travelers	\$1,000,000	\$25,000	\$7,000
Fiduciary Liability	Travelers	\$1,000,000	\$10,000	\$4,250
Workers’ Compensation	Joint School Districts’ Workers’ Compensation Pool (JSDWCP)	\$1,000,000	\$550,000	\$500,000
Cyber Liability	AIG	\$1,000,000	\$50,000	\$17,000

LITTLETON PUBLIC SCHOOLS
Littleton, Colorado

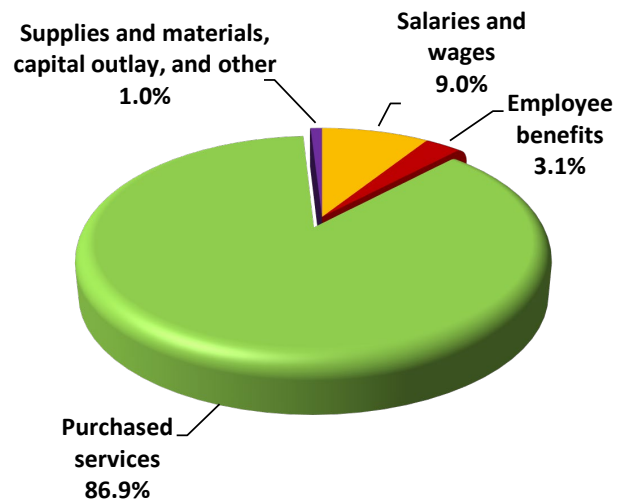
RISK MANAGEMENT FUND
(SUB-FUND OF THE GENERAL FUND)

	2017–2018 Actual	2018–2019 Actual	2019–2020 Actual	2020–2021 Revised Budget	2020–2021 Estimated	2021–2022 Budget
Revenues:						
Transfer from General Fund	\$2,416,783	\$2,376,906	\$2,771,907	\$2,272,500	\$2,272,500	\$2,500,000
Services to charter schools	99,455	110,439	120,731	128,100	117,000	120,510
Insurance reimbursements	407	22,615	508	445,000	445,000	2,000
Interest income	22,186	31,538	-	-	-	-
Total revenues	2,538,831	2,541,498	2,893,146	2,845,600	2,834,500	2,622,510
Expenditures:						
Salaries and wages	267,894	260,569	269,238	289,848	273,218	290,824
Employee benefits	93,508	94,518	100,342	99,862	98,986	99,071
Purchased services	2,077,793	2,730,554	2,216,992	1,982,125	1,688,551	2,794,980
Supplies and materials	6,719	7,140	12,443	20,565	3,962	20,565
Capital outlay	-	-	2,320	9,700	3,500	9,700
Other expenditures	100	485	385	500	385	500
Total expenditures	2,446,014	3,093,266	2,601,720	2,402,600	2,068,602	3,215,640
Excess of revenues over (under) expenditures	92,817	(551,768)	291,426	443,000	765,898	(593,130)
Fund balance—beginning	1,619,493	1,712,310	1,160,542	1,451,968	1,451,968	2,217,866
Committed fund balance	1,712,310	1,160,542	1,451,968	1,894,968	2,217,866	1,624,736
Fund balance—ending	\$1,712,310	\$1,160,542	\$1,451,968	\$1,894,968	\$2,217,866	\$1,624,736
Budget Appropriation				\$4,297,568		\$4,840,376

2021–2022 Budgeted Revenue



2021–2022 Budgeted Expenditures

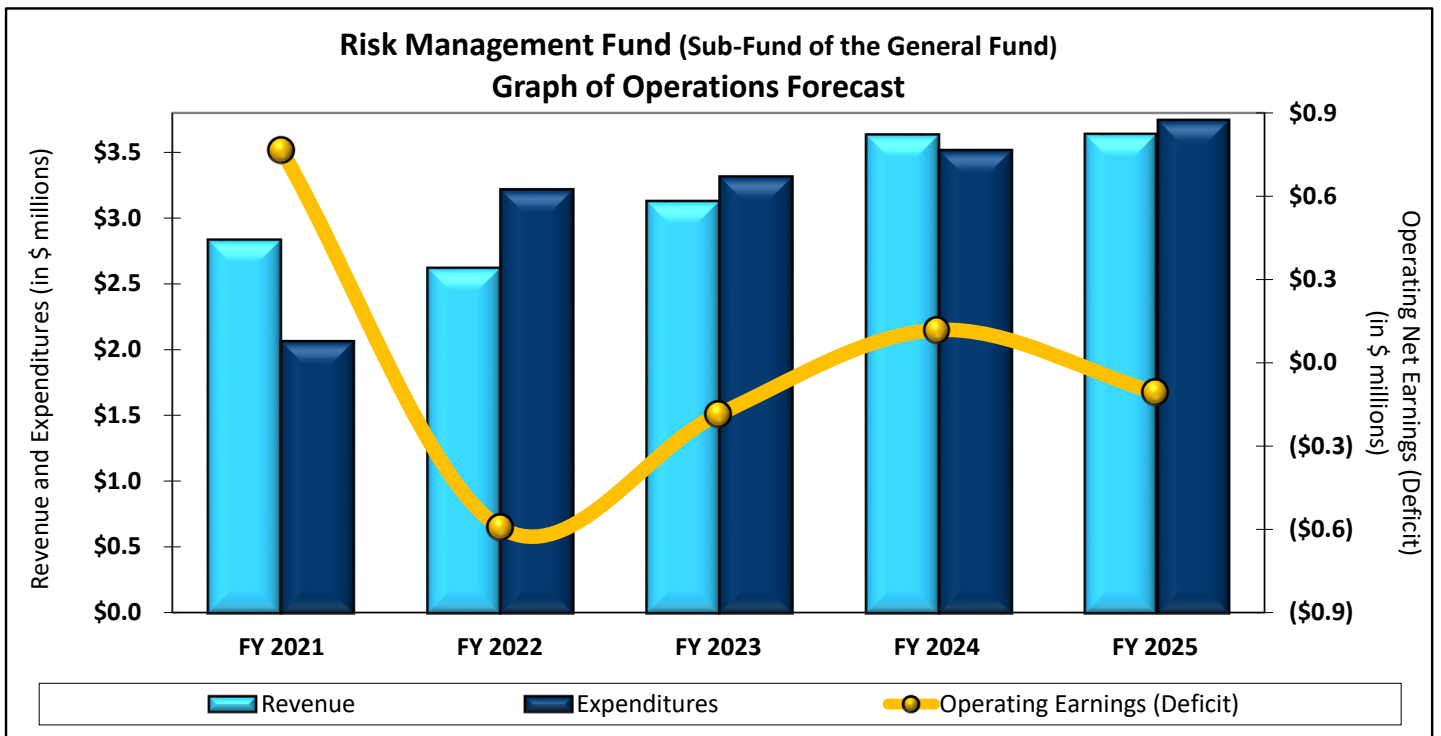


LITTLETON PUBLIC SCHOOLS
Littleton, Colorado

RISK MANAGEMENT FUND
(SUB-FUND OF THE GENERAL FUND)

FORECAST OF REVENUES, EXPENDITURES, AND ENDING FUND BALANCE

	2020–2021 Estimated	2021–2022 Budget	2022–2023 Forecast	2023–2024 Forecast	2024–2025 Forecast
Beginning Fund Balance	\$1,451,968	\$2,217,866	\$1,624,736	\$1,438,752	\$1,556,739
Revenue:					
Transfer from General Fund	2,272,500	2,500,000	3,000,000	3,500,000	3,500,000
Services to charter schools	117,000	120,510	124,125	127,849	131,685
Insurance reimbursements	445,000	2,000	2,000	2,000	2,000
Total revenues	2,834,500	2,622,510	3,126,125	3,629,849	3,633,685
Expenditures:					
Salaries and wages	273,218	290,824	299,549	308,535	317,791
Employee benefits	98,986	99,071	102,043	105,104	108,258
Purchased services	1,688,551	2,794,980	2,878,829	3,065,585	3,280,608
Supplies and materials	3,962	20,565	21,182	21,817	22,472
Capital outlay	3,500	9,700	9,991	10,291	10,599
Other expenditures	385	500	515	530	546
Total expenditures	2,068,602	3,215,640	3,312,109	3,511,862	3,740,274
Ending Fund Balance	\$2,217,866	\$1,624,736	\$1,438,752	\$1,556,739	\$1,450,150



LITTLETON PUBLIC SCHOOLS
Littleton, Colorado

DEBT SERVICE FUND

The governmental funds in this category are used to account for the accumulation of resources and payments of long-term debt used to finance governmental activities involved with capital construction and acquisition. The district operates one debt service fund.

Bond Redemption Fund

The Bond Redemption Fund is used to account for property taxes levied, investment income, and bond premiums to provide for payment of general long-term debt principal retirement, semi-annual interest, and related fees. This fund provides revenues based on a property tax mill set by the Board to satisfy the district’s bonded indebtedness on an annual basis. This fund is required by Colorado Revised Statute (C.R.S.) 22–45–103(b).

In accordance with Colorado Revised Statute (C.R.S.) 22–42–104(a) and (b), two calculation options for determining the legal debt limit are available to the district. The district is allowed to use whichever calculation is greater. The computation the district utilizes calculates uses actual property valuation, shown below in Table 1, making the legal debt margin for the district \$935,967,440 as of June 30, 2022.

Legal Debt Margin Calculation—Table 1

Estimated Actual Valuation at June 30, 2022	\$21,975,643,934
Times—Limitation Percent	_____ x 6%
Legal Debt Limit	1,318,538,636
Less—Projected Outstanding Bonded Debt	<u>382,571,196</u>
Projected Legal Debt Margin at June 30, 2022	<u>\$935,967,440</u>

LITTLETON PUBLIC SCHOOLS

Littleton, Colorado

BOND REDEMPTION FUND

Revenues

The revenue for the Bond Redemption Fund is property tax revenue and the interest earnings on these tax revenues between time of collection and payment of debt. The projected mill levy for 2022 is 18.445 mills based on an estimated assessed valuation of \$2,062,209,635. The 2021 mill levy was 18.126 mills. Spending for general obligation bonds debt service and property taxation to generate revenue to cover the debt service are considered exempt from TABOR amendment limitations because the current bonded indebtedness was approved by the voters in elections.

Expenditures

This fund has expenditures of principal, interest, and service fees for the following general obligation bond issuances.

- 2013 series dated December 4, 2013
- 2014 series dated December 11, 2014
- 2015 series dated October 6, 2015
- 2019 series dated January 10, 2019
- 2020 refunding series dated October 20, 2020

Outstanding indebtedness at June 30, 2021, is \$397,556,196, with final maturity scheduled for December 1, 2043. Taxes collected in the spring must be used to pay the June and December debt payments of the same calendar year. At the end of the district's fiscal year, June taxes have been collected but the second calendar debt payment has not been made. The ending fund balance represents tax revenues earned and saved to make the December principal and interest payments. The net bonded debt per capita at July 1, 2021, is estimated at \$3,988. The district may redeem callable bonds prior to maturity.

Ten-Year Overview of District Debt Obligations			
Fiscal Year Ended	Principal	Interest	Total
6/30/22	\$14,985,000	\$19,949,350	\$34,934,350
6/30/23	18,405,000	19,114,600	37,519,600
6/30/24	19,325,000	18,171,350	37,496,350
6/30/25	20,290,000	17,190,050	37,480,050
6/30/26	21,952,616	17,179,234	39,131,850
6/30/27	20,595,000	15,297,650	35,892,650
6/30/28	23,170,000	14,203,600	37,373,600
6/30/29	24,390,000	12,951,438	37,341,438
6/30/30	10,965,000	12,045,275	23,010,275
6/30/31	11,495,000	11,479,350	22,974,350

General Obligation Bonds	Outstanding Principal Balance as of June 30, 2021	Outstanding Principal Balance as of June 30, 2022
2013 Bond Series	\$50,000,000	\$50,000,000
2014 Bond Series	17,000,000	17,000,000
2015 Bond Series	15,626,196	15,626,196
2019 Bond Series	288,560,000	277,740,000
2020 Bond Series	<u>26,370,000</u>	<u>22,205,000</u>
Total Bonds	<u>\$397,556,196</u>	<u>\$382,571,196</u>

Bond Rating Information

Moody's Investor Service assigned an underlying Aa2 rating to the bonds reflecting the district's large, built-out, and affluent tax base located within the Denver metropolitan area and the district's sound financial operations and healthy reserve levels as well as manageable debt burden. An enhanced Aa2 rating was also assigned based on the Colorado School District Enhancement Program and its strong program oversight. Additionally, Standard & Poor's Rating Services assigned an AA rating to LPS.


LITTLETON PUBLIC SCHOOLS

Littleton, Colorado

BOND REDEMPTION FUND

	2017–2018 Actual	2018–2019 Actual	2019–2020 Actual	2020–2021 Revised Budget	2020–2021 Estimated	2021–2022 Budget
Revenues and other financing sources:						
Property taxes	\$14,147,806	\$25,068,057	\$37,243,580	\$37,766,123	\$37,766,123	\$37,510,357
Refunding bond proceeds	-	-	-	29,813,234	29,813,234	-
Interest income	122,951	290,878	315,562	40,000	35,000	37,000
Total revenues	14,270,757	25,358,935	37,559,142	67,619,357	67,614,357	37,547,357
Expenditures and other uses:						
Principal	5,860,000	6,045,000	6,230,000	10,310,000	10,310,000	14,985,000
Interest	5,738,400	11,193,188	21,359,537	20,079,646	20,079,646	19,949,350
Trustee bank fees	2,045	2,155	18,674	26,050	26,050	23,645
Escrow payment to refund bonds	-	-	-	36,119,466	36,119,466	-
Costs of issuance and discounts	-	-	-	232,172	232,172	-
Total expenditures	11,600,445	17,240,343	27,608,211	66,767,334	66,767,334	34,957,995
Excess of revenues over (under) expenditures	2,670,312	8,118,592	9,950,931	852,023	847,023	2,589,362
Fund balance—beginning	11,880,350	14,550,662	22,669,254	32,620,185	32,620,185	33,467,208
Restricted fund balance	14,550,662	22,669,254	32,620,185	33,472,208	33,467,208	36,056,570
Fund balance—ending	\$14,550,662	\$22,669,254	\$32,620,185	\$33,472,208	\$33,467,208	\$36,056,570
Budget Appropriation				\$100,239,542		\$71,014,565
Mill Levy	8.497	8.497	14.642	18.126	18.126	18.445
Assessed Valuation (in millions of dollars)	\$1,697.5	\$1,723.9	\$1,975.3	\$1,964.0	\$1,964.0	\$2,062.2

2021–2022 Expenditures and Other Uses



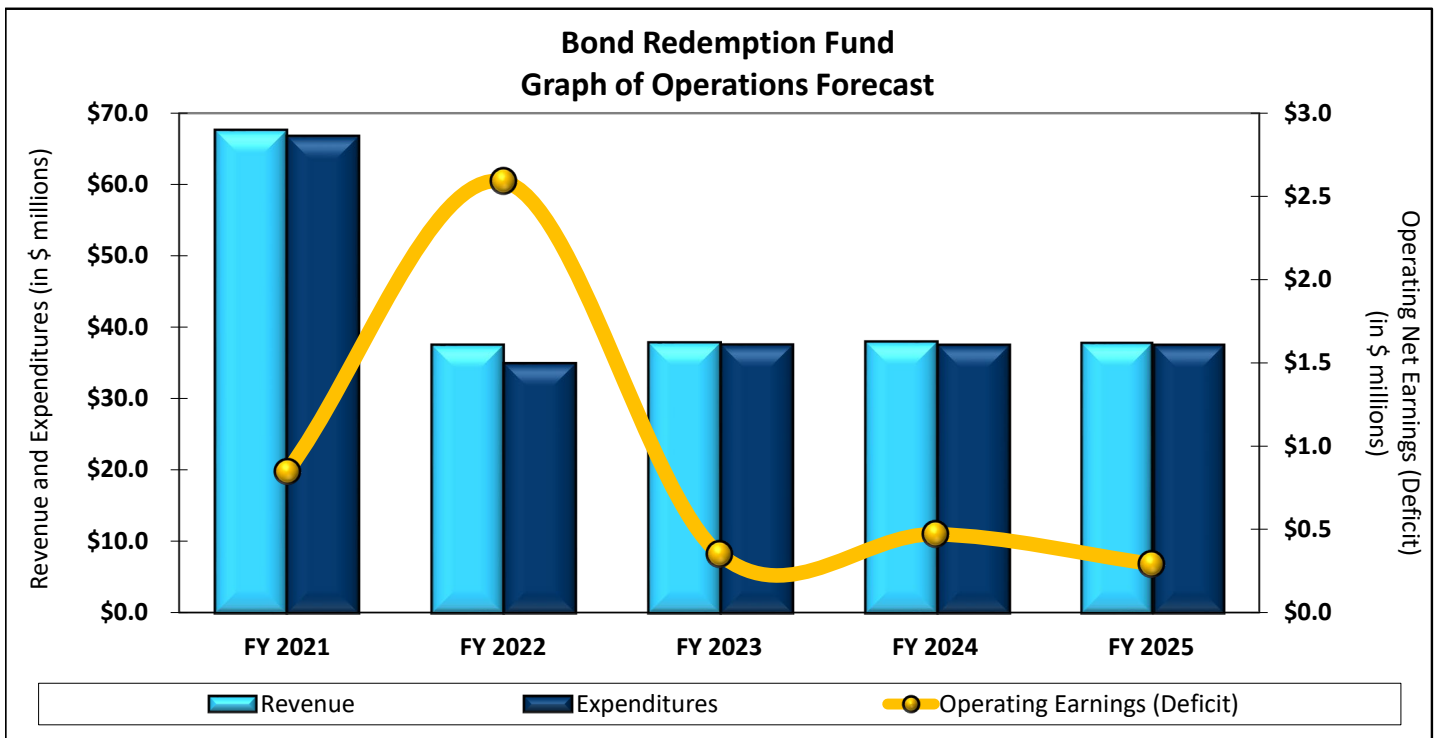
LITTLETON PUBLIC SCHOOLS

Littleton, Colorado

BOND REDEMPTION FUND

FORECAST OF REVENUES, EXPENDITURES, AND ENDING FUND BALANCE

	2020–2021 Estimated	2021–2022 Budget	2022–2023 Forecast	2023–2024 Forecast	2024–2025 Forecast
Beginning Fund Balance	\$32,620,185	\$33,467,208	\$36,056,570	\$36,409,008	\$36,879,347
Revenue:					
Property taxes	37,766,123	37,510,357	37,860,538	37,955,189	37,760,000
Refunding bond proceeds	29,813,234	-	-	-	-
Earnings on investments	35,000	37,000	38,000	38,000	39,000
Total revenues	<u>67,614,357</u>	<u>37,547,357</u>	<u>37,898,538</u>	<u>37,993,189</u>	<u>37,799,000</u>
Expenditures:					
Principal	10,310,000	14,985,000	18,405,000	19,325,000	20,290,000
Interest	20,079,646	19,949,350	19,114,600	18,171,350	17,190,050
Trustee bank fees	26,050	23,645	26,500	26,500	26,500
Escrow payment to refund bonds	36,119,466	-	-	-	-
Costs of Issuance and Discounts	232,172	-	-	-	-
Total expenditures	<u>66,767,334</u>	<u>34,957,995</u>	<u>37,546,100</u>	<u>37,522,850</u>	<u>37,506,550</u>
Ending Fund Balance	<u>\$33,467,208</u>	<u>\$36,056,570</u>	<u>\$36,409,008</u>	<u>\$36,879,347</u>	<u>\$37,171,797</u>



LITTLETON PUBLIC SCHOOLS

Littleton, Colorado

CAPITAL PROJECTS FUNDS

This category of governmental funds is used to account for and report financial resources that are restricted or committed to expenditures for capital outlays, acquisition, or construction of major capital facilities and other capital assets. They are optional under Colorado Revised Statutes. The district currently operates two capital projects funds.

Building Fund

The district uses the Building Fund as a capital improvement fund to budget and account for any major capital outlays for district facilities funded by voter-approved general obligation bonds. In order to develop an updated capital plan, the Board created the Long-Range Planning Committee (LRPC) in February 2017. The committee – comprised of community members representing various stakeholder groups – carefully studied the safety, access, and instructional challenges of aging facilities; increased transportation challenges; and the need to provide the appropriate instructional space for all students. They also worked through several bond package scenarios in an effort to determine which solution would best meet the district’s goal: “One hundred percent of LPS students will graduate prepared for meaningful post-secondary opportunities.” Highlights from the work of the Long-Range Planning Committee are as follows.

- Today’s most efficient and effective elementary schools, with the best programming for students, serve about 600 students.
- LPS needs to have the ability to replace failing structures when they are no longer structurally sound, cannot be made accessible to people with disabilities, and do not meet the requirements for today’s learning environment.
- LPS needs to make a strategic first step to maintain quality education that makes future steps clear. LRPC members noted that in ten years, a future citizens committee could build upon this recommendation and identify the next schools to be replaced with new buildings, based on this work and what makes sense for the community at that time.

The goals of the Long-Range Planning Committee were as follows.

- Build new elementary schools with space for five classrooms at every grade level.
- Enroll four classes at each grade level; remaining space for support programs and staff.
- Improve operational and instructional efficiency.
- Address/reduce traffic and boundary challenges. (A districtwide boundary analysis follows passage of bond.)
- Build new schools on campuses that can accommodate the new construction while school is in session in order to mitigate transportation and overcrowding in other elementary schools.

The LRPC’s recommendations on capacity needs, attendance boundaries, and facility capital needs led the Board to place a \$298.9 million bond measure on the November 2018 ballot, just as the last of the projects from our prior bond package were being completed. Voters approved the 2018 bond package, sending a strong endorsement of the dedicated work of the Board, the LRPC, and the district’s commitment to providing the resources our students need to succeed.

LITTLETON PUBLIC SCHOOLS

Littleton, Colorado

CAPITAL PROJECTS FUNDS (continued)

The district began developing project timelines immediately after voters approved the bond in November 2018. Students, parents, staff, and community members will be involved in the design process for each project. A citizens' oversight committee was called by the Board in November 2018 to review the use of the new dollars to ensure that the funding is used wisely for the purposes that were represented to the voters. The original timeline anticipated project completion by June 2023; however, delays in the production and shipment of certain supplies and equipment due to the COVID-19 pandemic impacted project schedules during 2020. Since shortages and delays may continue, the project schedules shown below are subject to change. Completed projects and current, pending project schedules follow.

November 2018–January 2019

- Take inventory of all functions of the Ames Campus. Plan for relocating programs currently housed in Ames Facility.
- Select Architect and Engineering firms for:
 - The new middle school on the current Newton Middle School campus.
 - The new LPS junior stadium on the current Newton Middle School campus.
 - The new elementary school on the current Ames campus.
 - The new elementary school on the current Franklin campus to serve the Highland and Franklin communities.
- Survey the Newton Middle School property.
- Survey the Ames property.
- Survey the Franklin property.
- Survey the Highland Elementary School property for conversion to a district early childhood education center.
- Receive proposal from architects for the design of ten artificial turf fields.
- Survey fields at Heritage, Arapahoe, and Euclid.

February 2019–May 2019

- Prepare Highland campus to serve The Village Preschool at Ames.
- Move professional development to other schools for the summer and to outside community spaces for the 2019–2020 school year.
- Conduct environmental survey on The Schomp Property, future home of the LPS CTE/Innovation Center.
- Request for qualifications for new furniture that facilitates student-centered learning.
- Begin design process of new elementary school to serve Highland and Franklin communities on the Franklin campus.
- Begin design process of new elementary school to serve the Ames community on the Ames campus.
- Begin design process of new middle school to serve Newton Middle School community on the Newton campus.
- Begin design process of new Junior Stadium on the Newton campus.
- South Suburban Parks and Recreation is in the design phase for a new pool and related amenities at the existing Franklin Pool site. Additional details will be available in summer 2019.

LITTLETON PUBLIC SCHOOLS
Littleton, Colorado

CAPITAL PROJECTS FUNDS
(continued)

Spring 2019–Summer 2020

- Design development of new elementary School on Ames campus, new middle school on Newton campus, and new elementary school on Franklin campus.
- Vacate and prepare Ames facility for demolition to make way for the construction of the new elementary school on the current Ames campus; begin abatement activities.
- Begin design for conversion of Highland Elementary to be an LPS early childhood education center.
- Complete one turf field each at Heritage and Arapahoe, and one turf field at each middle school.
- Installation of directional lighting at one field at each high school.
- New furniture for all elementary school cafeterias.
- New furniture in 30 "early adopter" classrooms throughout the district.
- Installation of new walk-in cooler and freezer units at Centennial, Wilder, and Euclid.

Summer 2020–Summer 2021

- Construction of new elementary school on Ames Campus - projected grand opening fall 2021.
- Construction of new middle school on Newton Middle School campus - projected grand opening fall 2021.
- Installation of new furniture, fixtures, and equipment for new Newton Middle School and new elementary school on the Ames campus.
- New furniture in remaining elementary school classrooms; already installed in Early Adopter classrooms.
- Additional kitchen improvements at selected schools.
- New playground equipment at Hopkins, Lenski, Peabody, and Sandburg elementary schools will be completed by fall 2020.
- Turf and irrigation projects.
- Concrete and asphalt projects scheduled for completion by winter 2020.
- Renovations and upgrades at Goddard Middle School, including upper parking lot, entrance, and elevator, are scheduled for completion by winter 2020.

Summer 2021–Summer 2022

- Construction of new elementary school to serve Highland and Franklin communities on the Franklin campus - projected grand opening fall 2022.
- Construction of Junior Stadium on Newton Middle School campus - projected grand opening fall 2022.
- New furniture installed in remaining middle and high school classrooms.
- Additional kitchen improvements at selected schools.
- Turf and irrigation projects.

Summer 2022–Summer 2023

- Centennial projects including redesign and relocation of main entry and main office; renovations to interior hardware, including refurbishing restrooms; upgrades to main water system; update/replacement of electrical panels; upgrades to HVAC; and upgrades to lighting.
- ADA projects and upgrades to accessibility at Heritage High school (will likely extend into 2024).

LITTLETON PUBLIC SCHOOLS
Littleton, Colorado

CAPITAL PROJECTS FUNDS
(continued)

- LED lighting projects at Heritage High School.
- Upgrades to furniture and additional interior renovations at Littleton Academy.
- Addition of ADA-compliant hardware and renovation of all core and classroom restrooms at Hopkins.
- Turf and irrigation projects.
- ADA interior hardware renovations, renovations to all core restrooms and locker rooms, and LED lighting replacements at Powell.
- Construction of new elementary school on Moody campus – projected grand opening fall 2023
- Construction of the Career Exploration Center – projected grand opening fall 2023

Summer 2023–Summer 2024

- Turf and irrigation projects.
- Enhanced security features at schools continues.
- Completion of Littleton Academy renovations.

Summer 2024–Winter 2025

- Wrap up of all ongoing projects including enhanced security features and irrigation projects.
- Updates at LHS and stadium.

Capital Projects Fund

The Capital Projects Fund is used to account for the ongoing capital needs of the district for vehicle replacements, leases, and other projects not covered by the Building Fund or the Operations and Technology Fund.

LITTLETON PUBLIC SCHOOLS

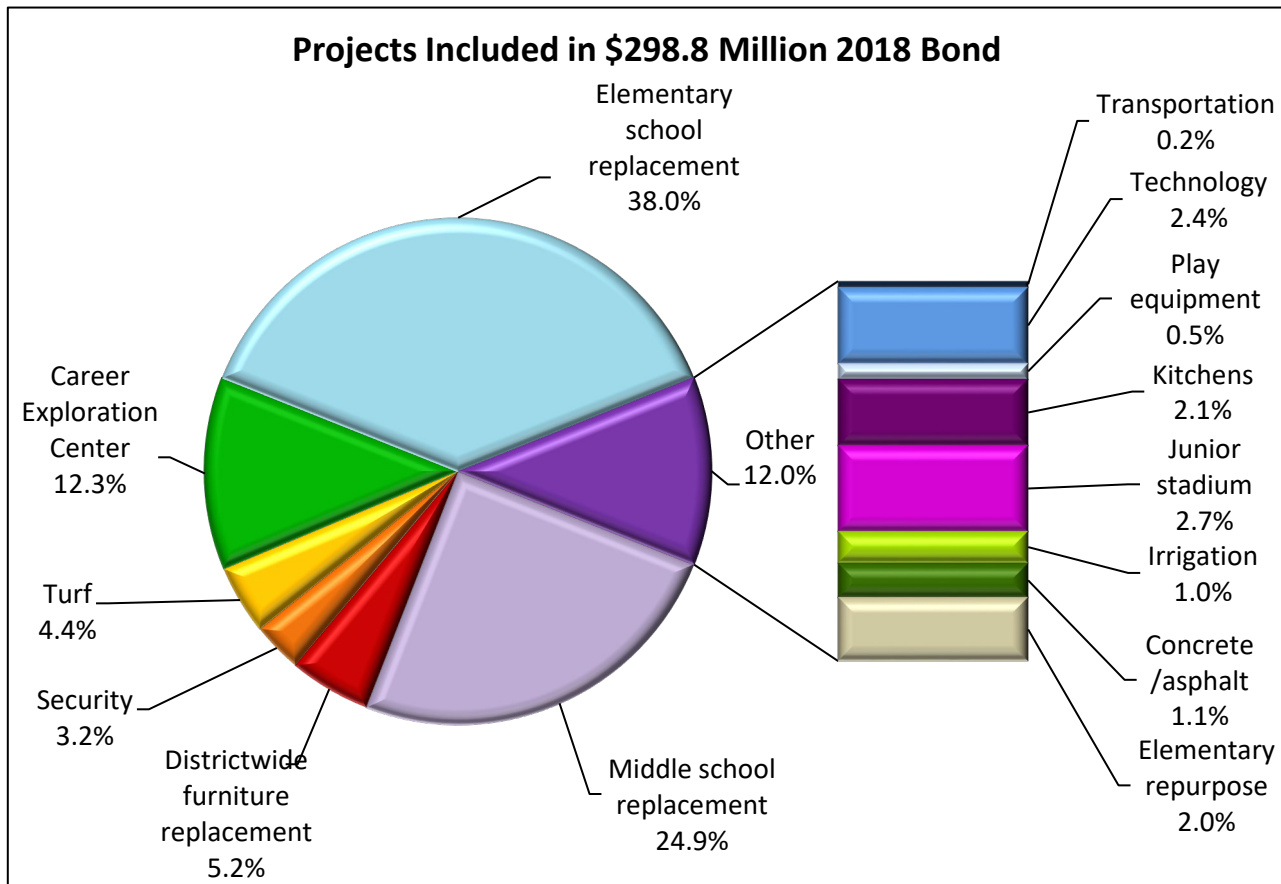
Littleton, Colorado

BUILDING FUND

The Building Fund is a temporary fund used solely to manage expenditures for major capital projects throughout the district authorized and funded by the issuance of voter-approved general obligation bonds. The 2013 voter-approved bond projects were completed in fiscal year 2018–2019. The primary projects associated with the 2018 voter-approved bond package follow.

- Build a new Newton Middle School on the current Newton campus.
- Build the new Dr. Justina Ford Elementary School in the southeast corner of the former Ames Facility campus.
- Build a new elementary school to serve the Highland and Franklin communities on the current Franklin campus.
- Renovate a recently purchased property (the former Schomp Honda, across from Littleton High School) to create a Career Exploration Center (CEC) for the district.
- Replace outdated student desks and classroom furniture in every school with new furnishings that will facilitate modern instruction and accommodate all students.
- Maintain district facilities, including charter schools, according to need.
- Build a new elementary school to serve the Moody and East Elementary communities on the current Moody campus.

As shown below, numerous projects are included in the bond package that will affect every facility. The planned projects will provide students and the community with new, efficient facilities and will alleviate some of the issues the district faces in terms of attendance boundaries and transportation efficiencies.



LITTLETON PUBLIC SCHOOLS
Littleton, Colorado

BUILDING FUND
(continued)

Revenues

The revenue for this fund was provided by the sale of \$298.9 million of general obligation bonds. The general obligation bond issue was passed by the voters in the November 2018 coordinated election. In order to maximize proceeds and facilitate the monetary needs of the planned projects, all bonds were issued in January 2019. The sale of these bonds resulted in a premium of \$60.8 million. Additionally, the district plans to maximize interest earnings on the proceeds of the bond sales to increase revenues.

Expenditures

Capital projects under this bond issue were identified and prioritized by the Long-Range Planning Committee and authorized by the Board. Work began in fiscal year 2018–2019 and is expected to be concluded in fiscal year 2024–2025. All projects will be planned in such a way as to have the least amount of impact on students and staff throughout the construction period.

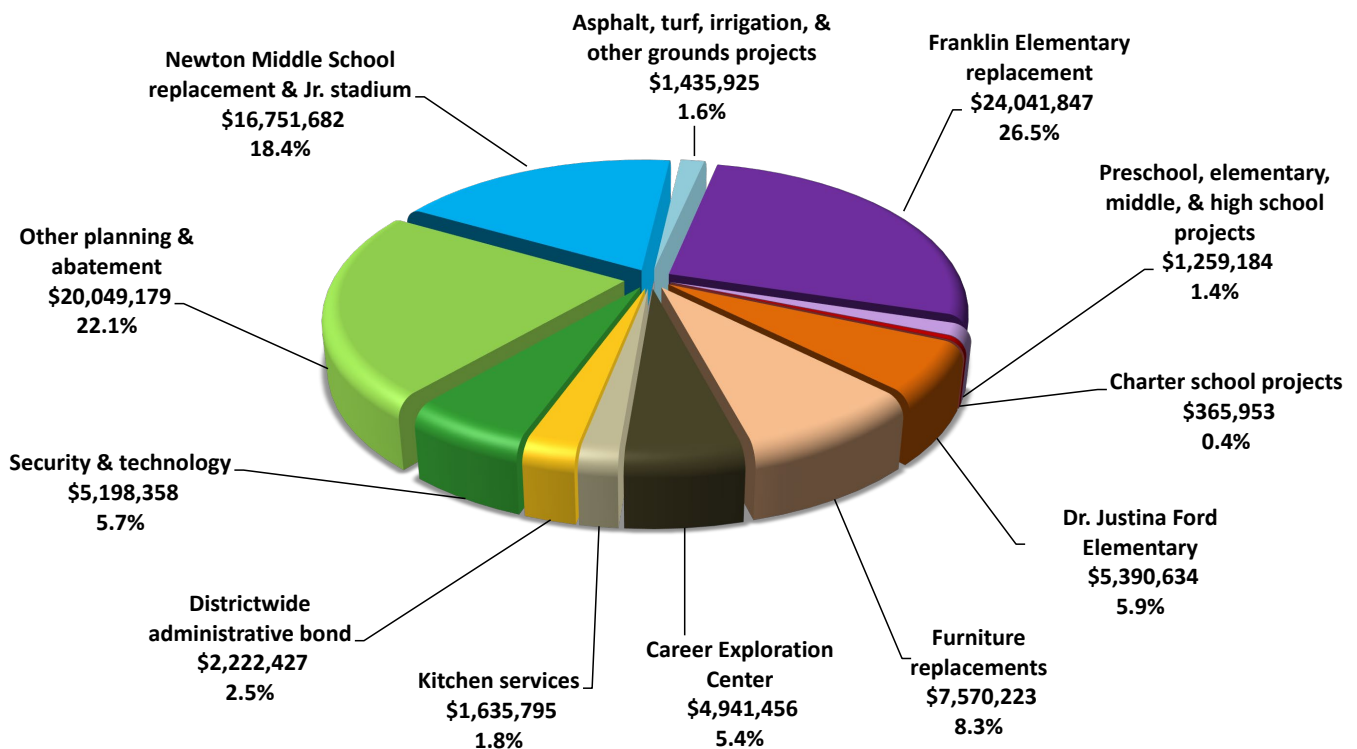
LITTLETON PUBLIC SCHOOLS

Littleton, Colorado

BUILDING FUND

	2017–2018 Actual	2018–2019 Actual	2019–2020 Actual	2020–2021 Revised Budget	2020–2021 Estimated	2021–2022 Budget
Revenues:						
Interest income	\$61,681	\$7,372,390	\$10,462,029	\$3,500,000	\$2,808,000	\$2,850,000
Other revenue	-	-	-	-	92,000	150,000
Total revenues	61,681	7,372,390	10,462,029	3,500,000	2,900,000	3,000,000
Expenditures:						
Capital projects	5,583,610	8,853,370	40,822,852	129,051,316	94,863,249	90,862,663
Bond issuance costs	-	1,582,620	-	-	-	-
Total expenditures	5,583,610	10,435,990	40,822,852	129,051,316	94,863,249	90,862,663
Excess of revenues over (under) expenditures	(5,521,929)	(3,063,600)	(30,360,823)	(125,551,316)	(91,963,249)	(87,862,663)
Other financing sources (uses)						
Bonds issued	-	298,870,000	-	-	-	-
Premium	-	60,756,343	-	-	-	-
Total other financing sources (uses)	-	359,626,343	-	-	-	-
Fund balance—beginning	7,853,888	2,331,959	358,894,702	328,533,879	328,533,879	236,570,630
Restricted fund balance	2,331,959	358,894,702	328,533,879	202,982,563	236,570,630	148,707,967
Fund balance—ending	\$2,331,959	\$358,894,702	\$328,533,879	\$202,982,563	\$236,570,630	\$148,707,967
Budget Appropriation				\$332,033,879		\$239,570,630

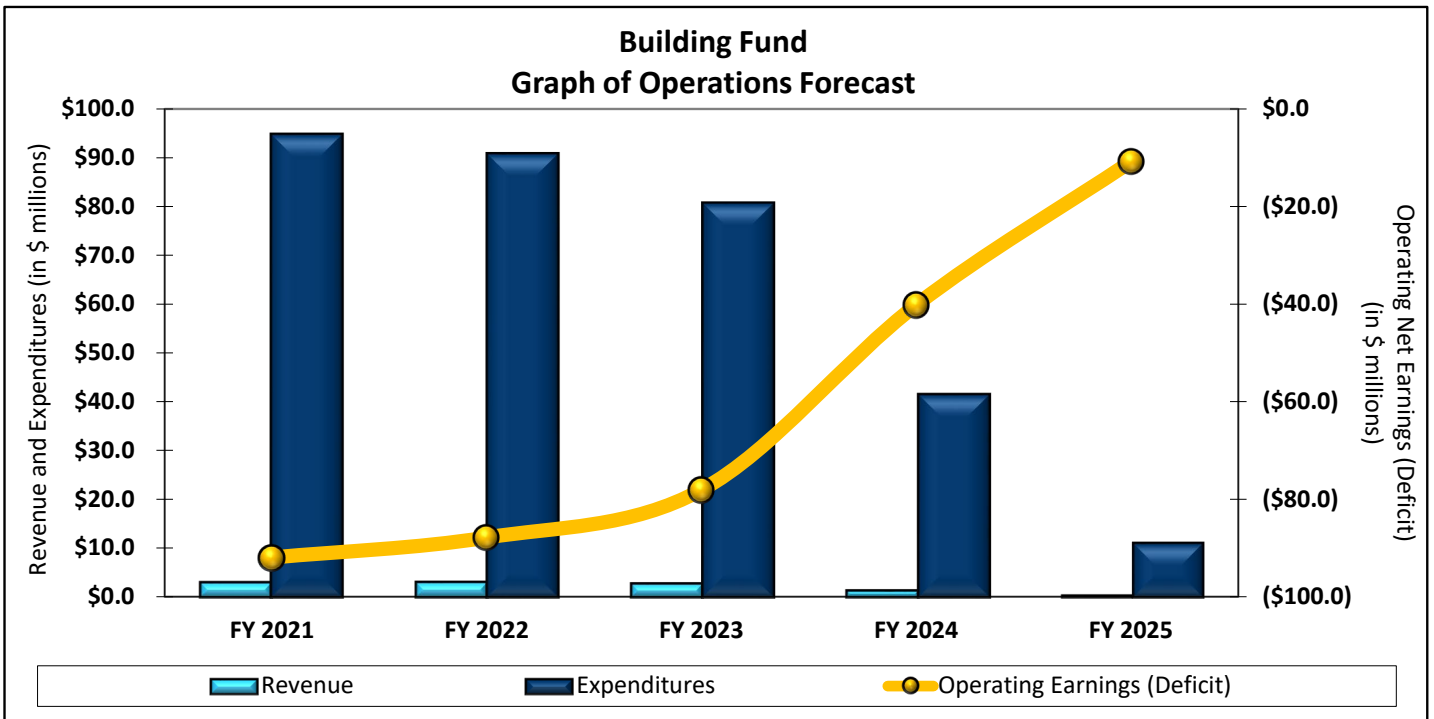
2021–2022 Budgeted Bond Projects



LITTLETON PUBLIC SCHOOLS
Littleton, Colorado

BUILDING FUND
FORECAST OF REVENUES, EXPENDITURES, AND ENDING FUND BALANCE

	2020–2021 Estimated	2021–2022 Budget	2022–2023 Forecast	2023–2024 Forecast	2024–2025 Forecast
Beginning Fund Balance	\$328,533,879	\$236,570,630	\$148,707,967	\$70,605,361	\$30,417,903
Revenue:					
Interest income	2,808,000	2,850,000	2,666,751	1,372,168	368,500
Other revenue	92,000	150,000	-	-	-
Total revenues	<u>2,900,000</u>	<u>3,000,000</u>	<u>2,666,751</u>	<u>1,372,168</u>	<u>368,500</u>
Expenditures:					
Capital projects	94,863,249	90,862,663	80,769,357	41,559,626	11,160,964
Total expenditures	<u>94,863,249</u>	<u>90,862,663</u>	<u>80,769,357</u>	<u>41,559,626</u>	<u>11,160,964</u>
Excess of revenues over (under) expenditures	(91,963,249)	(87,862,663)	(78,102,606)	(40,187,458)	(10,792,464)
Ending Fund Balance	<u><u>\$236,570,630</u></u>	<u><u>\$148,707,967</u></u>	<u><u>\$70,605,361</u></u>	<u><u>\$30,417,903</u></u>	<u><u>\$19,625,439</u></u>



LITTLETON PUBLIC SCHOOLS

Littleton, Colorado

CAPITAL PROJECTS FUND

The district's buses, vehicles, and various equipment are handled through this fund. The yellow fleet is composed of 101 buses, including the bus used for conducting hearing assessments. Buses have an expected lifespan of 18 years. The district also maintains a white fleet that includes pickup trucks, dump trucks, maintenance vans, passenger vans, cargo trucks, lifting equipment, tractors, trailers, sweepers, all-terrain vehicles, and building generators. The average life span of these items varies depending on the type of vehicle, what it is used for, and maintenance needs. The district's replacement schedule keeps the fleets safe and efficient while providing a long-term budget plan for these types of capital expenditures.

Revenues

Revenues for this fund are provided from several sources, with a transfer from the General Fund providing the bulk of available funds. The anticipated annual needs drive the amount of the transfer from the General Fund. Additionally, there are a few rebates programs the district is involved in and donations are received to pay for playgrounds and trails. While those funding sources can fluctuate from year to year historically LPS receives similar amounts annually.

Expenditures

Vehicle purchases typically represent the largest category of budgeted expenditures, as shown in the descriptive listing of expenditures below. Other categories include various leases and projects. Though the acquisition of new equipment, buildings, and site improvements generally affects operating costs in the form of higher maintenance and energy expenses, the replacement of existing vehicles and equipment does not. Through careful planning and maintenance, LPS is often able to extend the expected life of vehicles in both fleets. Additionally, vehicles and other equipment acquired under this budget replace older equipment; therefore, operating costs are not considered to be impacted.

Projections for this fund are based upon expected expenditures as outlined in vehicle fleet replacement timelines, lease contracts, and expected lifespans of equipment and technology. Typically the district strives to include as many projects as possible in the Building Fund plans, when it is in operation, and in the Operations and Technology Fund as allowed by revenue projections and necessary maintenance projects. In the event that planned capital projects exceed the funding limitations of those two funds, overflow projects are either deferred for inclusion in subsequent years or included in this fund. This can alter the amount of revenue the district needs to transfer from the General Fund.

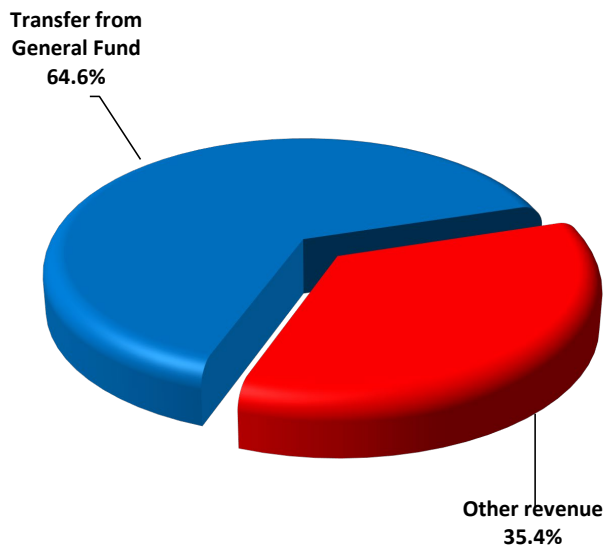
LITTLETON PUBLIC SCHOOLS

Littleton, Colorado

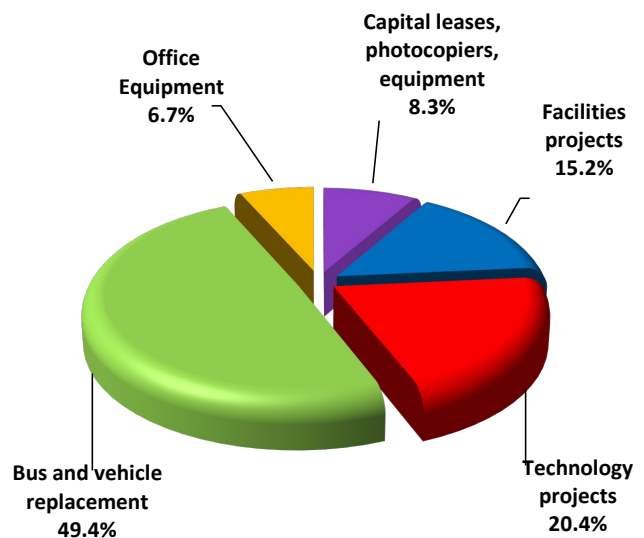
CAPITAL PROJECTS FUND

	2017–2018 Actual	2018–2019 Actual	2019–2020 Actual	2020–2021 Revised Budget	2020–2021 Estimated	2021–2022 Budget
Revenues:						
Transfer from General Fund	\$2,479,643	\$2,035,002	\$2,390,772	\$540,179	\$540,179	\$540,179
Interest income	50,685	104,626	-	-	-	-
Other revenue	585,276	267,367	521,853	296,000	296,000	296,000
Total revenues	3,115,604	2,406,995	2,912,625	836,179	836,179	836,179
Expenditures:						
Facilities projects	1,958,511	1,228,247	2,795,632	1,961,100	1,709,100	200,000
Technology projects	19,530	189,495	300,204	319,000	269,000	269,000
Bus and vehicle replacement	665,341	185,644	740,854	42,785	42,785	650,000
Office equipment	35,842	-	-	88,000	88,000	88,000
Capital leases, photocopiers, equipment	96,683	102,299	102,299	100,000	100,000	110,000
Total expenditures	2,775,907	1,705,685	3,938,989	2,510,885	2,208,885	1,317,000
Excess of revenues over (under) expenditures	339,697	701,310	(1,026,364)	(1,674,706)	(1,372,706)	(480,821)
Fund balance—beginning	3,480,298	3,819,995	4,521,305	3,494,941	3,494,941	2,122,235
Committed fund balance	3,819,995	4,521,305	3,494,941	1,820,235	2,122,235	1,641,414
Fund balance—ending	\$3,819,995	\$4,521,305	\$3,494,941	\$1,820,235	\$2,122,235	\$1,641,414
Budget Appropriation				\$4,331,120		\$2,958,414

2021–2022 Budgeted Revenues



2021–2022 Budgeted Expenditures



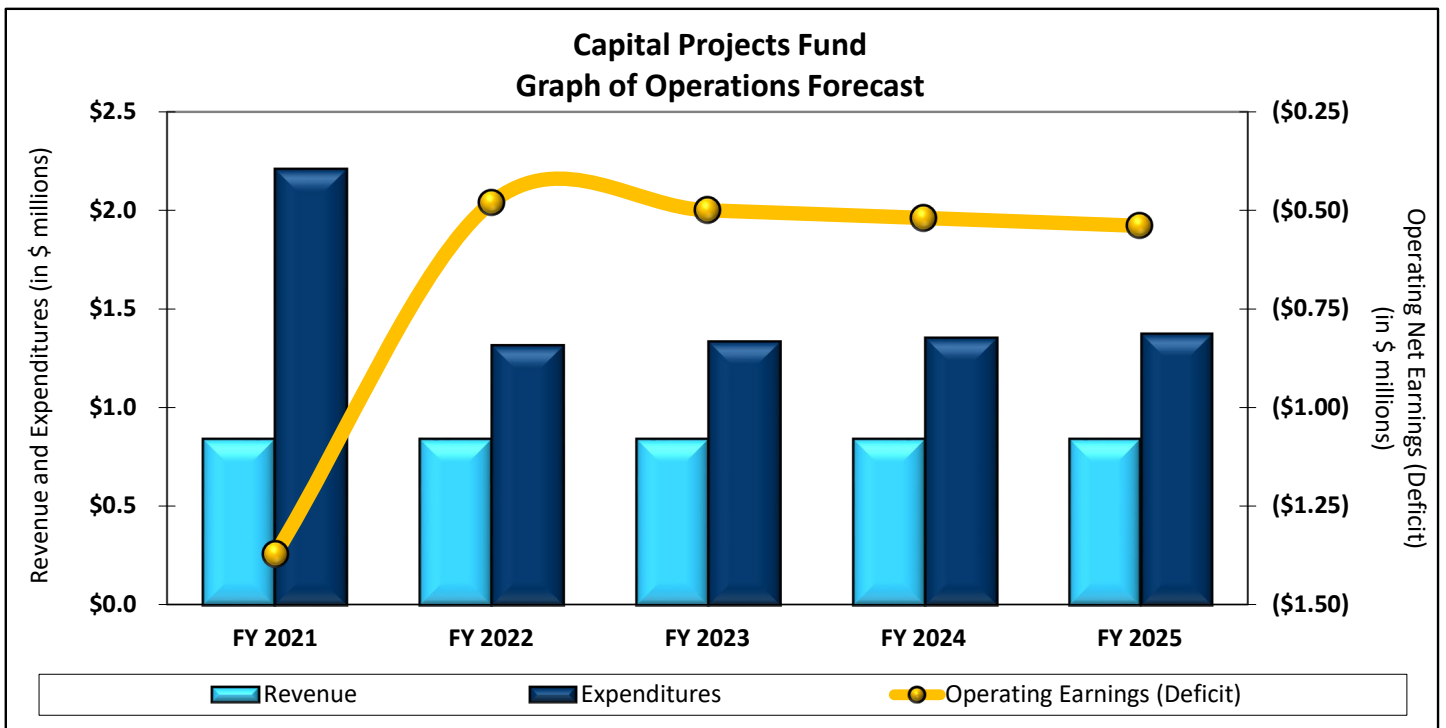
LITTLETON PUBLIC SCHOOLS

Littleton, Colorado

CAPITAL PROJECTS FUND

FORECAST OF REVENUES, EXPENDITURES, AND ENDING FUND BALANCE

	2020–2021 Estimated	2021–2022 Budget	2022–2023 Forecast	2023–2024 Forecast	2024–2025 Forecast
Beginning Fund Balance	\$3,494,941	\$2,122,235	\$1,641,414	\$1,141,702	\$622,531
Revenue:					
Transfer from General Fund	540,179	540,179	540,179	540,179	540,179
Other revenue	296,000	296,000	296,000	296,000	296,000
Total revenues	836,179	836,179	836,179	836,179	836,179
Expenditures:					
Facilities projects	1,709,100	200,000	200,000	200,000	200,000
Technology projects	269,000	269,000	269,000	269,000	269,000
Bus and vehicle replacements	42,785	650,000	668,891	688,350	708,392
Office equipment	88,000	88,000	88,000	88,000	88,000
Capital leases, photocopiers, equipment	100,000	110,000	110,000	110,000	110,000
Total expenditures	2,208,885	1,317,000	1,335,891	1,355,350	1,375,392
Ending Fund Balance	\$2,122,235	\$1,641,414	\$1,141,702	\$622,531	\$83,318



LITTLETON PUBLIC SCHOOLS

Littleton, Colorado

SPECIAL REVENUE FUNDS

Special revenue funds are governmental funds used to account for specific revenues that are legally restricted to expenditures for specified purposes. The district operates five special revenue funds.

Operations and Technology Fund

General operations and maintenance for the district's properties were allocated to this fund beginning in January 2021 after voters approved the Debt-Free Schools Mill Levy Override in November 2020. At that time, the Operations and Technology Fund was created to account for the majority of the district's day-to-day building operational and maintenance expenditures, including the cost of the necessary personnel. New technology purchases and existing technology upgrades are also eligible to occur in this fund. Projects selected for funding are restricted to high-priority needs which are necessary to ensure safety, security, asset preservation, and the basic operation of schools and facilities within the district. Projects included in this fund are primarily general year-to-year maintenance, remodeling, Americans with Disabilities Act (ADA) compliance projects, and purchases of equipment.

Designated Purpose Grants Fund

This fund is optional under Colorado Revised Statutes. However, based on federal and state reporting requirements, the district has chosen to maintain most federal and state grants in this separate fund.

The Designated Purpose Grants Fund is provided to maintain a separate accounting for fully-funded federal and state grant programs which are restricted as to the type of expenditures for which they may be used and which may have a different fiscal period than that of the district.

Student Athletic, Activities, and Clubs Fund

The Student Athletic, Activities, and Clubs Fund accounts for extracurricular activities at the elementary, middle, and high school levels; intramural athletic programs at the middle level; and Colorado High School Activities Association (CHSAA) programs and district-sponsored activities at the high school level.

The district supports a diverse extracurricular athletic and activity program that enjoys significant participation from students. Athletic and activity involvement is vital to the development of leadership skills and good physical health that enhances student self-esteem and ensures a higher likelihood of academic success.

Nutrition Services Fund

This fund accounts for all the financial activities associated with the district's school nutrition programs. It is a mandatory fund under the Colorado Code of Regulations 301-11-3.03(1).

The Nutrition Services Fund provides meals at all of the schools in the district and participates in the National School Lunch Program (NSLP), the National School Breakfast Program (NSBP), the After-School Snack Program, and the Summer Food Service Program (SFSP).

LITTLETON PUBLIC SCHOOLS

Littleton, Colorado

SPECIAL REVENUE FUNDS (continued)

The district believes that improved nutrition optimizes student performance, and students who eat a well-balanced diet are more likely to learn in the classroom and develop a lifetime of healthy habits. In order to promote those beliefs, the district has structured the meal program around the following objectives.

- Provide foods for breakfast and lunch that meet or exceed United States Department of Agriculture (USDA) nutritional standards set for school meals.
- Emphasize whole grains on district menus.
- Improve the nutritional integrity of all programs.
- Increase the focus on marketing the value of the district's program to parents and students.
- Reduce less nutritious a la carte foods and focus on providing popular, kid-friendly meal options at all grade levels.
- Encourage and support the offering of healthful food and beverages for school functions outside of the meal periods.

Extended Day Care Fund

This fund accounts for all the financial activities associated with the operation of the fee-based preschool and the before- and after-school (B&A) child care programs currently offered at 12 of the district's elementary schools and The Village preschool facilities. This fund is optional under Colorado Revised Statutes.

- Before- and after-school child care offers affordable, quality childcare to families for elementary school students. Not only does the program provide full-time childcare during the summer, but participants also benefit from an educational setting rather than a typical childcare center setting.
- Preschool programs offer developmentally appropriate learning opportunities for children as young as age three. Educational studies indicate that the earlier a child can participate in a structured learning opportunity the better the chances of success. Programs operate in conjunction with state and federally supported programs run by the district.

LITTLETON PUBLIC SCHOOLS

Littleton, Colorado

OPERATIONS AND TECHNOLOGY FUND

This fund was created in January 2021 after the LPS community passed the Debt-Free Schools Mill Levy Override on the November 2020 General Election ballot. It is used primarily to account for the day-to-day operational costs of maintaining the district's facilities. Additionally capital technology purchases and upgrades are accounted for in this fund.

Revenues

Revenues for this fund are derived solely from the voter-approved Debt-Free Schools Mill Levy Override and any interest income credited to those specific funds. Voters approved the mill levy up to an amount of \$12 million, or 6.0 mills, for the first year. Up to one additional mill can be approved by the Board each year, but the total mill cannot exceed 11.0 mills. The amount of property tax revenues received fluctuates annually based on the assessed valuations for both residential and commercial properties within the district's borders and the number of mills certified by the district. Projections are made based on both historical assessment trends in LPS borders and property tax collection data.

Expenditures

Expenditures in this fund primarily represent the routine costs of maintaining and operating district facilities. This includes utilities, general building and grounds care, cleaning costs, and maintenance projects along with the expense of personnel required to provide those essential functions. Annual projections of these types of expenditures are based on historical information, quotes, and formal bids.

The planning of capital projects included in this fund is an intensive process for the district. Each year, district representatives from operations, maintenance, and construction meet with principals about their building's needs. All needs are added to the capital reserve projects database, which includes extensive details on each facility issue. The database list is then evaluated and vetted using a priority matrix in order to make the project selection process as objective as possible. The matrix is intended to estimate the relative priority among identified facility issues by assessing the significance of each issue in terms of the following.

- Need—safety versus aesthetics
- Urgency—failure expectancy
- Effect—building shutting down versus inconvenience
- Scope—affects an entire school versus a single individual

In some instances, other considerations may warrant re-ranking or even the overriding of minor differences in the calculated priority ratings; however, the overall highest priority facility issues are the first to be added to the budgeted projects for the next fiscal year. Any remaining facilities issues are retained in the database for possible inclusion in subsequent budget years. The building and site improvements budgeted for 2021–2022 do not increase square footage of buildings. Associated maintenance and energy costs for these facility projects are considered to have immaterial operating impact.

LITTLETON PUBLIC SCHOOLS

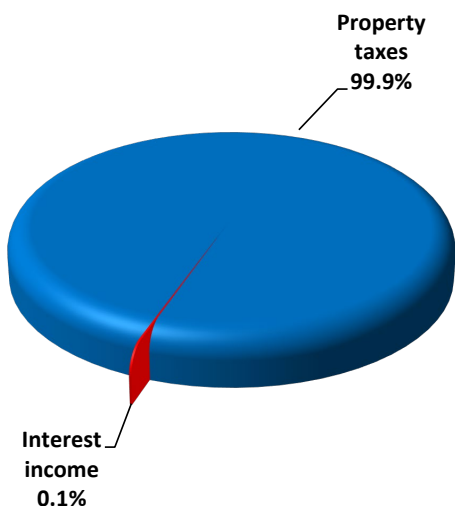
Littleton, Colorado

OPERATIONS AND TECHNOLOGY FUND

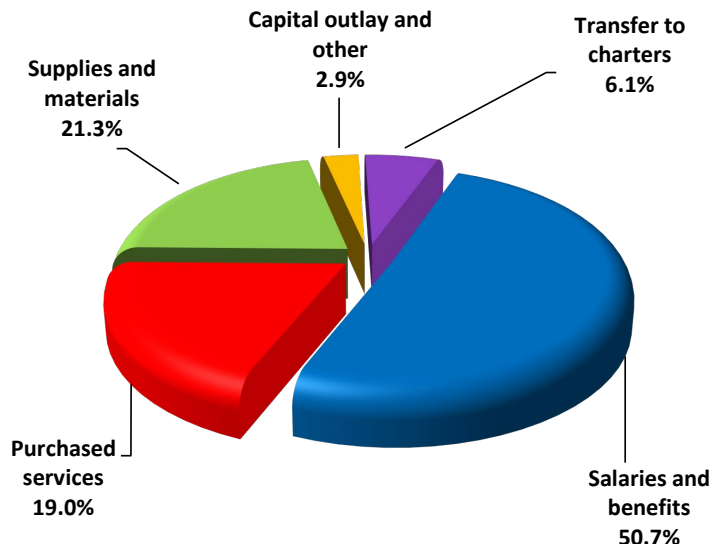
	2017–2018 Actual	2018–2019 Actual	2019–2020 Actual	2020–2021 Revised Budget	2020–2021 Estimated	2021–2022 Budget
Revenues:						
Property taxes	\$ -	\$ -	\$ -	\$11,784,055	\$11,784,055	\$14,435,468
Interest income	-	-	-	8,838	8,838	21,653
Total revenues	-	-	-	11,792,893	11,792,893	14,457,121
Expenditures:						
Salaries and wages	-	-	-	2,810,492	2,897,617	5,748,883
Employee benefits	-	-	-	1,209,805	1,217,609	2,312,666
Purchased services	-	-	-	599,785	599,785	3,028,636
Supplies and materials	-	-	-	1,464,519	1,464,519	3,386,095
Capital outlay	-	-	-	9,450	9,450	461,000
Other expenditures	-	-	-	2,164	2,164	1,910
Transfer to Charters	-	-	-	798,919	798,919	968,481
Total expenditures	-	-	-	6,895,134	6,990,063	15,907,671
Excess of revenues over (under) expenditures	-	-	-	4,897,759	4,802,830	(1,450,550)
Fund balance—beginning	-	-	-	-	-	4,802,830
Restricted fund balance	-	-	-	4,897,759	4,802,830	3,352,280
Fund balance—ending	\$ -	\$ -	\$ -	\$4,897,759	\$4,802,830	\$3,352,280
Budget Appropriation				\$11,792,893		\$19,259,951

NOTE: This fund was created in January 2021 as a result of voter approval of the Debt-Free Schools Mill Levy Override in November 2020. Prior year information is unavailable.

2021–2022 Budgeted Revenues



2021–2022 Budgeted Expenditures



LITTLETON PUBLIC SCHOOLS
Littleton, Colorado

OPERATIONS AND TECHNOLOGY FUND
MAINTENANCE PROJECTS DESCRIPTIONS

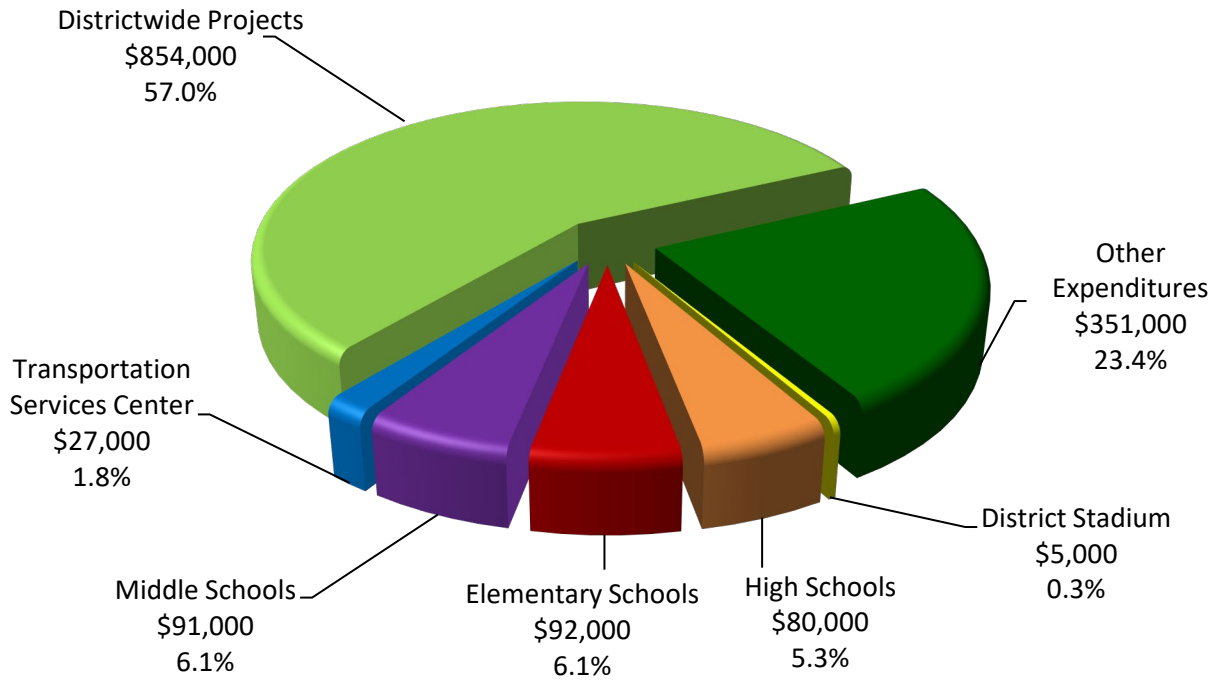
The Operations and Technology Fund has \$1,500,000 budgeted for 2021–2022 for facilities projects. The projects were determined from a prioritized list. Descriptions and budgeted amounts of the projects are as follows:

	<u>2021–2022 Budget</u>
Districtwide facilities projects	
Fire extinguisher upgrades boxes/holders.....	\$8,000
Hydro test ansul systems (six sites).....	10,000
Maxicom (irrigation) update	20,000
Exterior door replacement	25,000
Plumbing fixture replacement.....	30,000
ADA modifications.....	100,000
Fence replacement	100,000
Playground refurbishing and turf repair	20,000
Environmental response.....	150,000
Tree trimming and replacement	72,000
Custodial equipment.....	25,000
Replace discontinued exit devices	84,000
Carpet and floor repair	<u>210,000</u>
Subtotal districtwide facilities projects	<u>\$854,000</u>
Facilities projects by site	
Highland Elementary School—three mop sinks in closet	\$23,000
Hopkins Elementary School—convert room 169 to classroom	10,000
Runyon Elementary School—replace bi-fold door between cafeteria/gym.....	29,000
Wilder Elementary School—replace stage partitions	30,000
Euclid Middle School—replace classroom dividers.....	30,000
Goddard Middle School—replace heating/cooling valves for RTU 6.....	7,000
Powell Middle School—remove railroad tie wall/replace with stone/concrete ..	54,000
Arapahoe High School—mudjack north hall.....	16,000
Arapahoe High School—replace pool lights	9,000
Arapahoe High School—fire upgrades in backstage prep area	15,000
Littleton High School—repair stucco and paint building	15,000
Littleton High School—replace one power pole by tennis court	25,000
Stadium—Upgrade JCI fire alarm to NOTIFIER system	5,000
Transportation Services Center—replace exhaust system hoses	<u>27,000</u>
Subtotal facilities projects by site	<u>\$295,000</u>
Other expenditures	
Advanced engineering	175,500
Unanticipated emergency	<u>175,500</u>
Subtotal other expenditures	<u>\$351,000</u>
Total fiscal year 2021–2022 Operations and Technology Fund projects	<u>\$1,500,000</u>

LITTLETON PUBLIC SCHOOLS
Littleton, Colorado

MAINTENANCE PROJECTS DESCRIPTIONS
(continued)

2021–2022 Facilities Projects

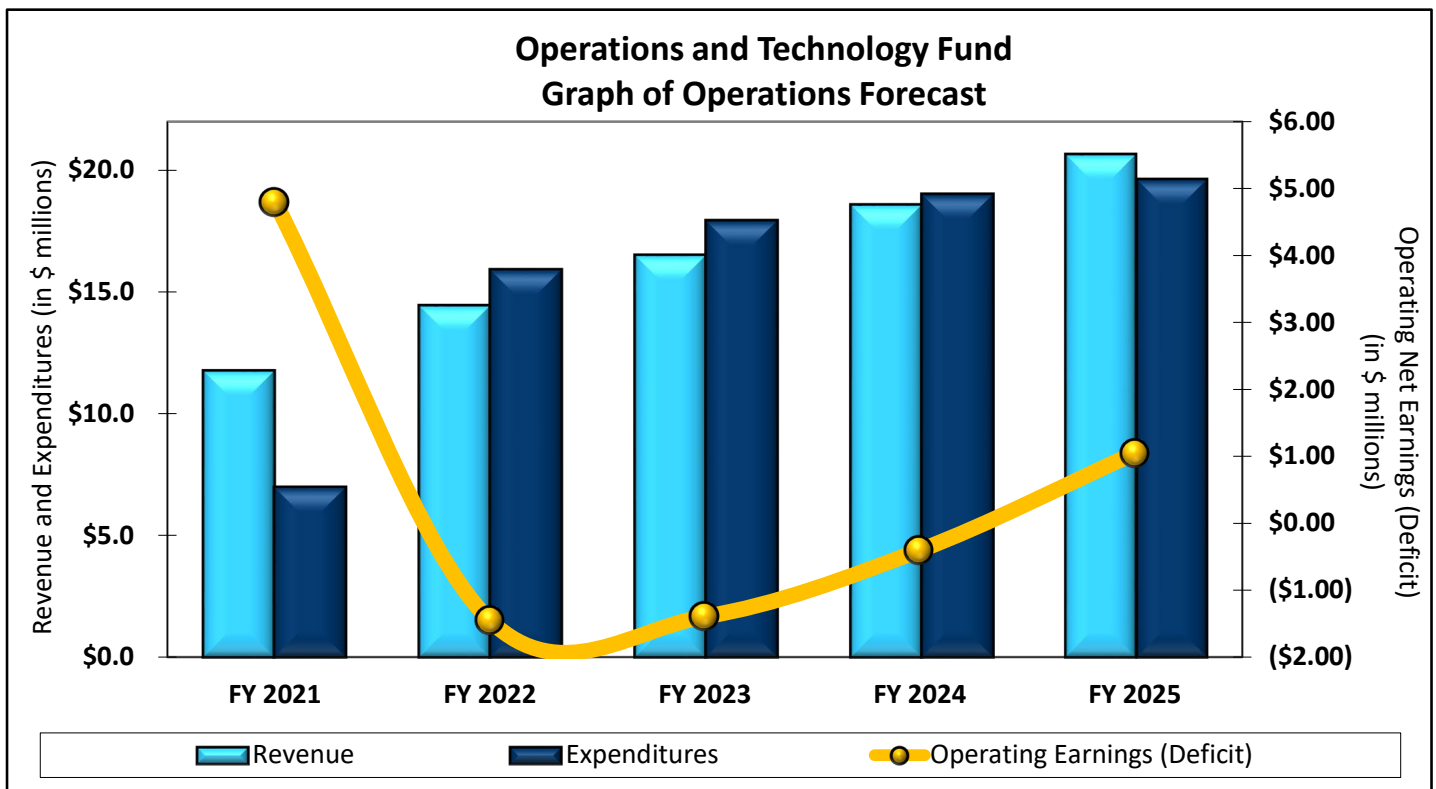


LITTLETON PUBLIC SCHOOLS
Littleton, Colorado

OPERATIONS AND TECHNOLOGY FUND

FORECAST OF REVENUES, EXPENDITURES, AND ENDING FUND BALANCE

	2020–2021 Estimated	2021–2022 Budget	2022–2023 Forecast	2023–2024 Forecast	2024–2025 Forecast
Beginning Fund Balance	\$ -	\$4,802,830	\$3,351,560	\$1,956,920	\$1,552,597
Revenue:					
Property taxes	11,784,055	14,435,468	16,497,677	18,559,887	20,622,098
Interest income	8,838	21,653	24,747	27,840	30,933
Total revenues	<u>11,792,893</u>	<u>14,457,121</u>	<u>16,522,424</u>	<u>18,587,727</u>	<u>20,653,031</u>
Expenditures:					
Salaries and wages	2,897,617	5,748,883	5,921,349	6,098,989	6,281,959
Employee benefits	1,217,609	2,312,666	2,428,299	2,549,714	2,677,200
Purchased services	599,785	3,029,356	3,120,237	3,213,844	3,310,259
Supplies and materials	1,464,519	3,386,095	2,371,934	2,397,062	2,445,728
Capital outlay	9,450	461,000	2,950,000	3,450,000	3,450,000
Other expenditures	2,164	1,910	1,967	2,026	2,087
Transfer to Charters	798,919	968,481	1,123,278	1,280,416	1,439,169
Total expenditures	<u>6,990,063</u>	<u>15,908,391</u>	<u>17,917,064</u>	<u>18,992,050</u>	<u>19,606,402</u>
Ending Fund Balance	<u>\$4,802,830</u>	<u>\$3,351,560</u>	<u>\$1,956,920</u>	<u>\$1,552,597</u>	<u>\$2,599,226</u>



LITTLETON PUBLIC SCHOOLS

Littleton, Colorado

DESIGNATED PURPOSE GRANTS FUND

Grants supplement regular district educational programs. Currently, the district participates in nine state and 11 federal grants. This number can, and does, fluctuate throughout the year as new grant options become available or existing grants expire.

Revenues

The district obtains grants from federal and state sources that provide additional and/or alternative funding for school district programs. As grants are received, administration formally accepts them, which establishes the accounting records for the grants.

Expenditures

Expenditures for designated purpose grants must be made in accordance with the conditions of the grant.

The Every Student Succeeds Act of 2015 (ESSA) is a consolidated grant that consists primarily of the Title I Basic Programs, the goal of which is to have students achieving proficiency in reading and math within 12 years, and the Title II-A Improving Teacher Quality, which focuses on preparing, training, and recruiting high-quality teachers. The 2020–2021 General Fund budget includes Title I grant expenditures for schoolwide grants for Centennial, East, and Field elementary schools.

Larger federal grants received by the district include the Individuals with Disabilities Education Act (IDEA), which provides funding for special education and Carl Perkins grant, which provides funding for high school vocational education students. Colorado READ Act, a state grant, provides summer school, with both academic and enrichment opportunities, to students exiting Grades K–3 who have not yet mastered grade level expectations. Other state grants include the School Health Professional grant and the School to Work Alliance Program.

In order to help with the economic fallout that resulted from the Coronavirus pandemic, the federal government enacted the Coronavirus Aid, Relief, and Economic Security (CARES) Act in March 2020. LPS received funding from two programs that were created by the CARES Act: Elementary and Secondary School Emergency Relief (ESSER) Fund and the Coronavirus Relief Fund (CRF). ESSER provided LPS with \$346,895. These funds, based on the previous year's Title I shares, were used for a variety of purposes including the planning and implementation of remote learning and long-term closures, mental health services, addressing the unique needs of disabled or low-income students, and purchasing sanitization supplies. An additional \$4.3 million in ESSER funds is expected in 2021–2022. LPS also received \$6.3 million of funds from the federal CRF. The district used these funds for unbudgeted activities that were necessary to mitigate or respond to the COVID-19 public health emergency.

As part of the Coronavirus Response and Relief Supplemental Appropriations Act (CRRSA), which was signed into law in December 2020, an additional \$54.3 billion was added to ESSER as ESSER II funds. The district's allocation of ESSER II funds is \$1.4 million. On March 11, 2021 the American Rescue Plan (ARP) Act was signed into law. The ARP ESSER III funding from the ARP Act provides support for K–12 schools with a total of nearly \$122 billion to States and school districts to help safely open and sustain the safe operations of schools and address the impacts of the coronavirus pandemic on the nation's students. The district's allocation of ESSER III funds is \$3.2 million. Each ESSER grant has similar uses of funds, but they also have different periods of fund availability, equitable service requirements, maintenance of effort, and reporting requirements.

LITTLETON PUBLIC SCHOOLS
Littleton, Colorado

DESIGNATED PURPOSE GRANTS FUND

	2017–2018 Actual	2018–2019 Actual	2019–2020 Actual	2020–2021 Revised Budget	2020–2021 Estimated	2021–2022 Budget
Revenues:						
Federal grants	\$4,291,719	\$4,519,889	\$9,787,738	\$10,245,174	\$8,589,625	\$9,204,190
State grants	851,666	1,028,186	2,131,568	1,780,286	1,579,308	1,661,718
Local grants	300,625	113,829	9,001	-	-	-
Total revenues	<u>5,444,010</u>	<u>5,661,904</u>	<u>11,928,307</u>	<u>12,025,460</u>	<u>10,168,933</u>	<u>10,865,908</u>
Expenditures:						
Salaries and wages	3,531,039	3,571,594	7,255,182	6,919,433	6,271,157	6,513,236
Employee benefits	1,234,235	1,374,664	2,198,919	2,603,702	2,359,402	2,816,431
Purchased services	322,251	439,349	1,260,866	1,079,372	656,240	806,961
Supplies and materials	189,273	168,403	645,580	945,529	671,097	452,111
Capital outlay	111,805	56,315	516,391	29,950	28,819	-
Other expenditures	55,407	51,579	51,369	447,474	182,218	277,169
Total expenditures	<u>5,444,010</u>	<u>5,661,904</u>	<u>11,928,307</u>	<u>12,025,460</u>	<u>10,168,933</u>	<u>10,865,908</u>
Excess of revenues over (under) expenditures	-	-	-	-	-	-
Fund balance—beginning	-	-	-	-	-	-
Fund balance—ending	<u>\$ -</u>	<u>\$ -</u>	<u>\$ -</u>	<u>\$ -</u>	<u>\$ -</u>	<u>\$ -</u>
Budget Appropriation				<u>\$12,025,460</u>		<u>\$10,865,908</u>

Below is a descriptive table of the designated purpose grants with actual expenditures over the prior three years, budget and estimated expenditures for 2020–2021, and budget for 2021–2022.

	2017–2018 Actual	2018–2019 Actual	2019–2020 Actual	2020–2021 Revised Budget	2020–2021 Estimated	2021–2022 Budget
GRANT TITLE						
ESSA	\$402,572	\$398,949	\$209,072	\$678,267	\$305,624	\$588,209
IDEA	2,637,876	2,712,491	2,767,908	2,767,553	2,633,876	2,900,677
Carl Perkins Career and Technical Education	101,576	81,796	85,077	85,258	75,885	75,885
Head Start Elementary and Secondary	474,238	450,163	460,160	497,905	414,921	82,984
School Emergency Relief (ESSER) Fund I, II, and III*	-	-	-	1,846,895	1,053,253	3,879,118
Coronavirus Relief Fund*	-	-	5,386,886	2,149,393	2,149,393	-
Other federal grants	675,457.00	876,490.00	878,635	2,219,903	1,956,673	1,677,317
Colorado READ Act	403,887	546,179	304,912	465,774	430,980	264,995
School Access for Emergency Response	-	-	1,184,056	-	-	-
Other state grants	447,779	482,006	642,600	1,314,512	1,148,328	1,396,723
Local sources	300,625	113,830	9,001	-	-	-
TOTALS	<u>\$5,444,010</u>	<u>\$5,661,904</u>	<u>\$11,928,307</u>	<u>\$12,025,460</u>	<u>\$10,168,933</u>	<u>\$10,865,908</u>

*The district received \$6.3 million in Coronavirus Relief Fund (CRF) dollars and spent \$5.4 million in 2019–2020. During the first half of 2020–2021, the district received additional CRF funds totaling approximately \$1.2 million; these funds were spent during 2020–2021. The district was allocated \$346,895 of the Elementary and Secondary School Emergency Relief (ESSER I) Fund dollars. Based on ESSA income criteria, ESSER I funds were shared with participating non-public schools located within the district's boundaries. All ESSER I funds will be spent during 2020-2021. The district's allocation for ESSER II and III funds is nearly \$4.6 million; half of the ESSER II funds are expected to be spent in support of summer school in June 2021.

LITTLETON PUBLIC SCHOOLS
Littleton, Colorado

STUDENT ATHLETIC, ACTIVITIES, AND CLUBS FUND

Revenues

This fund receives revenue from the General Fund, pupil participation fees, gate receipts, and other fundraising activities. In 2021–2022, the General Fund provides 48.9 percent of the funding via a transfer.

Expenditures

Expenditures provide salaries, benefits, uniforms, supplies, and transportation to the following athletic programs and activities.

Middle School

Intramural athletic programs include:

- Basketball
- Track
- Volleyball
- Wrestling

Activities and clubs include:

- Assemblies
- Band/Orchestra
- Class activities
- TSA
- Student awards
- Student council
- Vocal music
- NJHS

High School

CHSAA programs include:

- Baseball
- Basketball
- Cross country
- Field hockey
- Football
- Golf
- Gymnastics
- Ice hockey
- Lacrosse
- Soccer
- Softball
- Spirit teams
- Swimming
- Tennis
- Track
- Volleyball
- Wrestling

Activities and clubs include:

- Band/Orchestra
- Chorus
- Class activities
- Drama
- Forensics
- TSA
- DECA
- NHS
- Jazz band
- Newspaper
- Student council
- Yearbook
- FCCLA
- FBLA
- Key Club
- Amnesty International



LITTLETON PUBLIC SCHOOLS

Littleton, Colorado

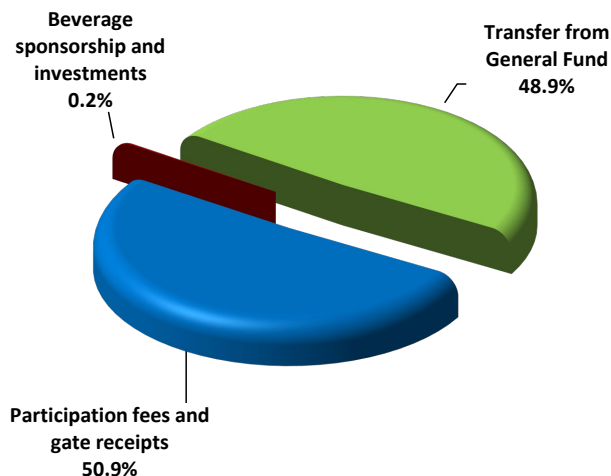
STUDENT ATHLETIC, ACTIVITIES, AND CLUBS FUND

	2017–2018	2018–2019	2019–2020	2020–2021	2020–2021	2021–2022
	Actual	Actual	Actual	Revised Budget	Estimated	Budget
Revenues:						
Local sources, fees, and gate receipts:						
Elementary schools	\$96,005	\$94,830	\$63,723	\$97,160	\$23,929	\$93,000
Middle schools	153,317	163,180	184,731	218,824	63,778	210,241
High schools	1,998,126	2,073,621	2,061,325	2,298,375	819,300	1,651,289
Beverage sponsorship	15,360	752	-	-	2,002	-
Interest income	14,041	18,106	8,997	9,700	2,634	6,524
Transfer from General Fund	1,872,623	1,872,623	2,151,623 ‡	1,622,623	1,600,910	1,876,123
Total revenues	4,149,472	4,223,112	4,470,399	4,246,682	2,512,553	3,837,177
Expenditures:						
Salaries and wages	1,664,145	1,778,580	1,676,781	1,658,526	798,929	1,794,519
Employee benefits	442,734	478,405	453,293	364,020	181,077	388,333
Purchased services	1,034,775	1,147,712	1,323,192	308,636	323,588	184,984
Supplies and materials	845,792	807,708	885,145	1,851,677	422,081	1,402,756
Beverage sponsorship fees	18,517	19,295	-	-	-	-
Capital outlay	75,355	129,805	241,105	4,500	66,886	4,500
Other expenditures	158,942	130,721	117,286	59,323	33,924	62,085
Total expenditures	4,240,260	4,492,226	4,696,802	4,246,682	1,826,485	3,837,177
Excess of revenues over (under) expenditures	(90,788)	(269,114)	(226,403)	-	686,068	-
Fund balance—beginning	1,043,384	952,596	984,241 *	757,838	757,838	1,443,906
Committed fund balance	952,596	683,482	757,838	757,838	1,443,906	1,443,906
Fund balance—ending	\$952,596	\$683,482	\$757,838	\$757,838	\$1,443,906	\$1,443,906
Budget Appropriation				\$5,004,520		\$5,281,083

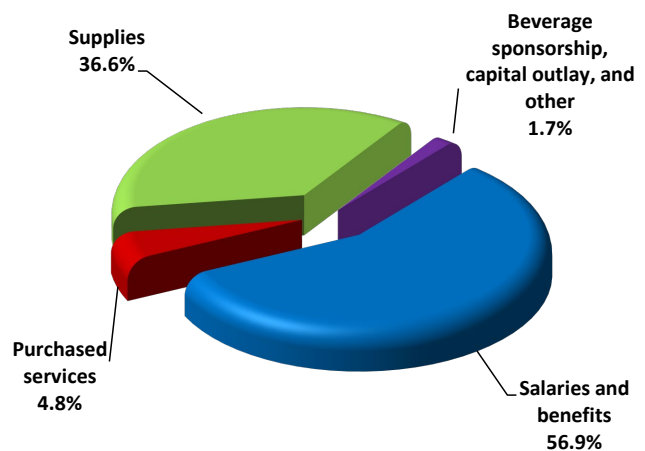
‡ All athletic, activities, and clubs programs ceased to operate at the end of March 2020 due to COVID-19 pandemic stay-at-home orders. As a result, most outside sources of revenue for this fund were significantly reduced. In order to meet employee contractual obligations for the remainder of 2019–2020, the transfer from the General Fund was increased.

* In 2019–2020 the agency fund previously operated by the district for Clubs' activities was incorporated into the Athletic and Activities Fund per GASB 84. As a result, the beginning fund balance was adjusted to include all monies remaining in the Clubs' accounts at the end of fiscal 2018–2019.

2021–2022 Budgeted Revenue



2021–2022 Budgeted Expenditures



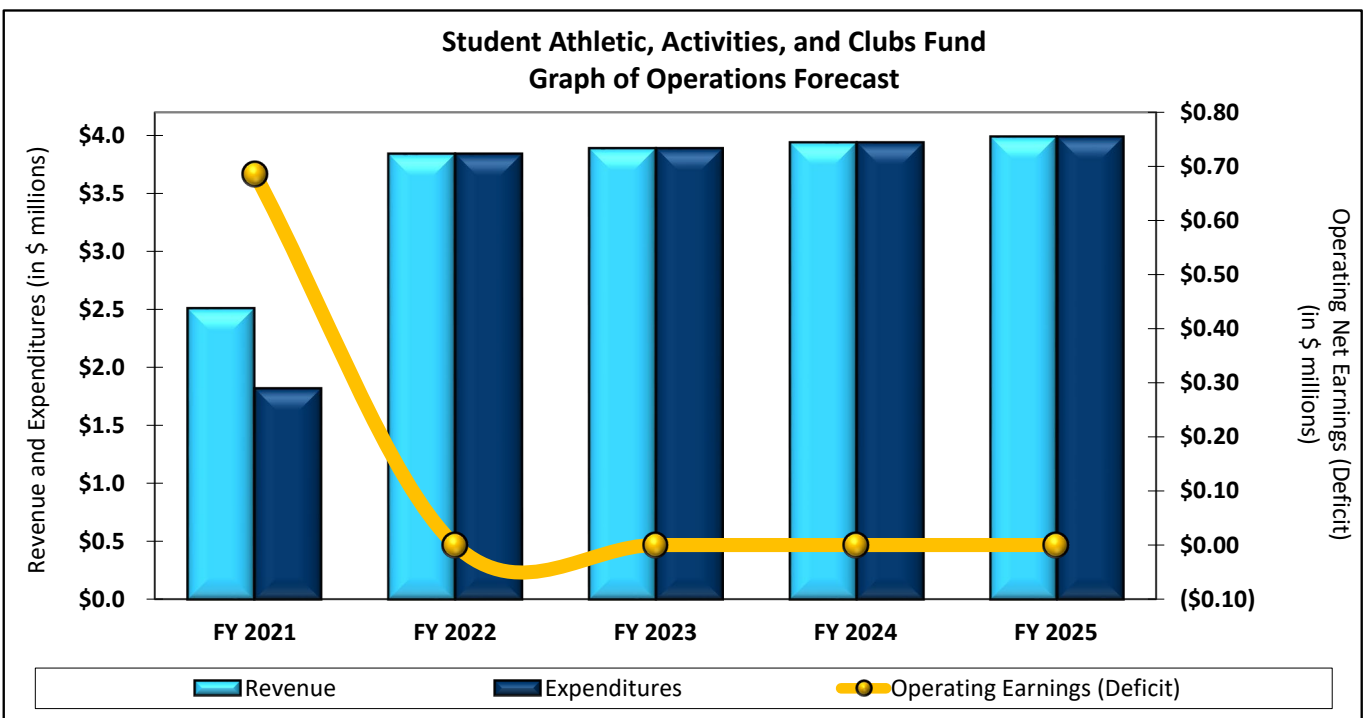
LITTLETON PUBLIC SCHOOLS

Littleton, Colorado

STUDENT ATHLETIC, ACTIVITIES, AND CLUBS FUND FORECAST OF REVENUES, EXPENDITURES, AND ENDING FUND BALANCE

	2020–2021 Estimated	2021–2022 Budget	2022–2023 Forecast	2023–2024 Forecast	2024–2025 Forecast
Beginning Fund Balance	\$757,838	\$1,443,906	\$1,443,906	\$1,443,906	\$1,443,906
Revenue:					
Local sources, fees, and gate receipts:					
Elementary schools	23,929	93,000	93,000	93,000	93,000
Middle schools	63,778	210,241	215,497	221,884	227,432
High schools	819,300	1,651,289	1,694,429	1,737,790	1,781,779
Beverage sponsorship	2,002	-	-	-	-
Interest income	2,634	6,524	6,668	6,801	6,970
Transfer from General Fund	1,600,910	1,876,123	1,876,123	1,876,123	1,876,123
Total revenues	<u>2,512,553</u> ‡	<u>3,837,177</u>	<u>3,885,717</u>	<u>3,935,598</u>	<u>3,985,304</u>
Expenditures:					
Salaries and wages	798,929	1,794,519	1,830,408	1,876,170	1,922,075
Employee benefits	181,077	388,333	396,099	405,861	415,708
Purchased services	323,588	184,984	186,834	186,893	187,186
Supplies and materials	422,081	1,402,756	1,405,724	1,399,857	1,393,351
Capital outlay	66,886	4,500	4,545	4,556	4,568
Other expenditures	33,924	62,085	62,106	62,261	62,417
Total expenditures	<u>1,826,485</u>	<u>3,837,177</u>	<u>3,885,717</u>	<u>3,935,598</u>	<u>3,985,304</u>
Ending Fund Balance	<u>\$1,443,906</u>	<u>\$1,443,906</u>	<u>\$1,443,906</u>	<u>\$1,443,906</u>	<u>\$1,443,906</u>

‡ All athletic, activities, and clubs programs delayed in Fall 2020 due to COVID-19 pandemic. As a result, most outside sources of revenue for this fund were significantly reduced.



LITTLETON PUBLIC SCHOOLS

Littleton, Colorado

NUTRITION SERVICES FUND

The Nutrition Services Fund operates financially on a self-supporting basis. A primary consideration in its operation is adherence to the current dietary guidelines updated in response to the Healthy, Hunger-Free Kids Act of 2010. The focus of the guidelines includes the following.

- Provide meals developed to meet predetermined calorie ranges for each age/grade group.
- Provide both fruits and vegetables in all lunch meals.
- Provide foods rich in whole grains.
- Reduce sodium levels in all meals.

2021–2022 Meal Prices		
	Breakfast Price	Lunch Price
Preschool student	Free	Free
Elementary student	Free	Free
Middle school student	Free	Free
High school student	Free	Free
Adult	N/A	4.25
Milk only	Free	Free

In order to facilitate the implementation of guidelines, the staff assesses not only department needs but also customer needs so as to set measurable goals and maintain a high level of customer service in all areas. Currently, 14 district schools offer breakfast; two of those schools serve breakfast after the bell. Lunch is offered in all district schools. Meals will be available to all students enrolled in the district free of charge in fiscal year 2021–2022 due to federal waivers allowing meal programs flexibility as they continue operations while recovering from the COVID-19 pandemic.

Revenues

Revenue is generated from student reimbursement and adult meal sales as well as from sales of individual a la carte items; prices may change based on cost changes from suppliers. Additionally,

Preschool Through Grade 12			
Fiscal Year	Total Number of Students	Students Eligible for Free and Reduced Meals	Percent Free and Reduced
2016–2017	15,517	2,919	18.81%
2017–2018	15,643	2,628	16.80%
2018–2019	15,436	2,556	16.56%
2019–2020	14,988	2,450	16.35%
2020–2021	14,132	2,619	18.53%

Nutrition Services participates in the federal commodities program. Federal programs include breakfast, snacks, lunch, and summer meals.

Expenditures

The Nutrition Services Fund revenue completely covers the expenses of the fund, including expenditures for providing meals, warehousing costs, and salaries and benefits.

Source: <http://www.cde.state.co.us/cdereval/pupilcurrent>

LITTLETON PUBLIC SCHOOLS

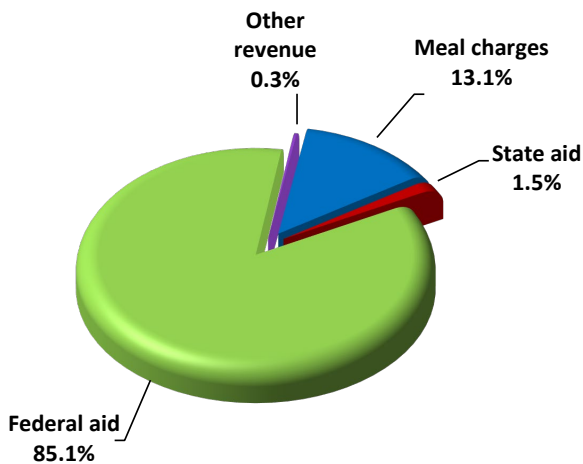
Littleton, Colorado

NUTRITION SERVICES FUND

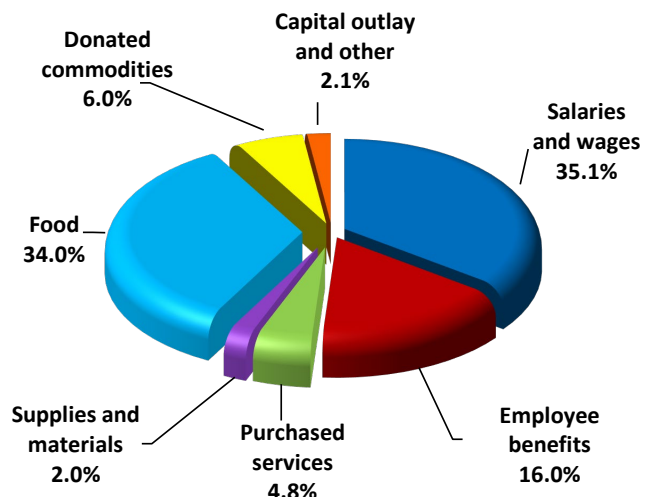
	2017–2018	2018–2019	2019–2020	2020–2021	2020–2021	2021–2022
	Actual	Actual	Actual	Revised Budget	Estimated	Budget
Revenues:						
Meal charges	\$2,295,622	\$2,443,505	\$1,954,564 ‡	\$280,000	\$307,828	\$542,833
Federal aid	1,613,765	1,549,051	1,587,993	2,180,088	2,612,685	3,509,000
State aid	48,631	55,895	54,102	31,253	31,253	60,552
Interest income	16,946	28,675	-	-	-	5,000
Other revenue/Transfer in	13,524	15,272	56,624	2,000	15,000	7,000
Total revenues	3,988,488	4,092,398	3,653,283	2,493,341	2,966,766	4,124,385
Expenditures:						
Salaries and wages	1,384,849	1,392,739	1,388,347	1,332,311	1,321,432	1,449,639
Employee benefits	575,527	562,399	593,865	604,455	740,849	660,840
Purchased services	259,075	238,151	168,013	227,827	129,352	196,500
Supplies and materials	17,989	16,632	13,168	27,327	40,791	80,750
Food	1,436,946	1,424,987	1,275,921	875,200	849,995	1,400,000
Donated commodities	255,520	257,196	249,062	249,213	249,213	249,213
Capital outlay	66,621	90,144	6,408	5,000	4,555	80,518
Other expenditures	7,114	6,303	7,011	7,500	7,500	6,925
Total expenditures	4,003,641	3,988,551	3,701,795 ‡	3,328,833	3,343,687	4,124,385
Excess of revenues over (under) expenditures	(15,153)	103,847	(48,512)	(835,492)	(376,921)	-
Fund balance—beginning	1,112,715	1,097,562	1,201,409	1,152,897	1,152,897	775,976
Restricted fund balance	1,097,562	1,201,409	1,152,897	317,405	775,976	775,976
Fund balance—ending	\$1,097,562	\$1,201,409	\$1,152,897	\$317,405	\$775,976	\$775,976
Budget Appropriation				\$3,646,238		\$4,900,361

‡ Most meal services ceased to operate at the end of March 2020 due to COVID-19 pandemic stay-at-home orders. This resulted in significantly reduced revenues for the last three months of the fiscal year despite the district continuing to pay employee contractual obligations.

2021–2022 Budgeted Revenue



2021–2022 Budgeted Expenditures

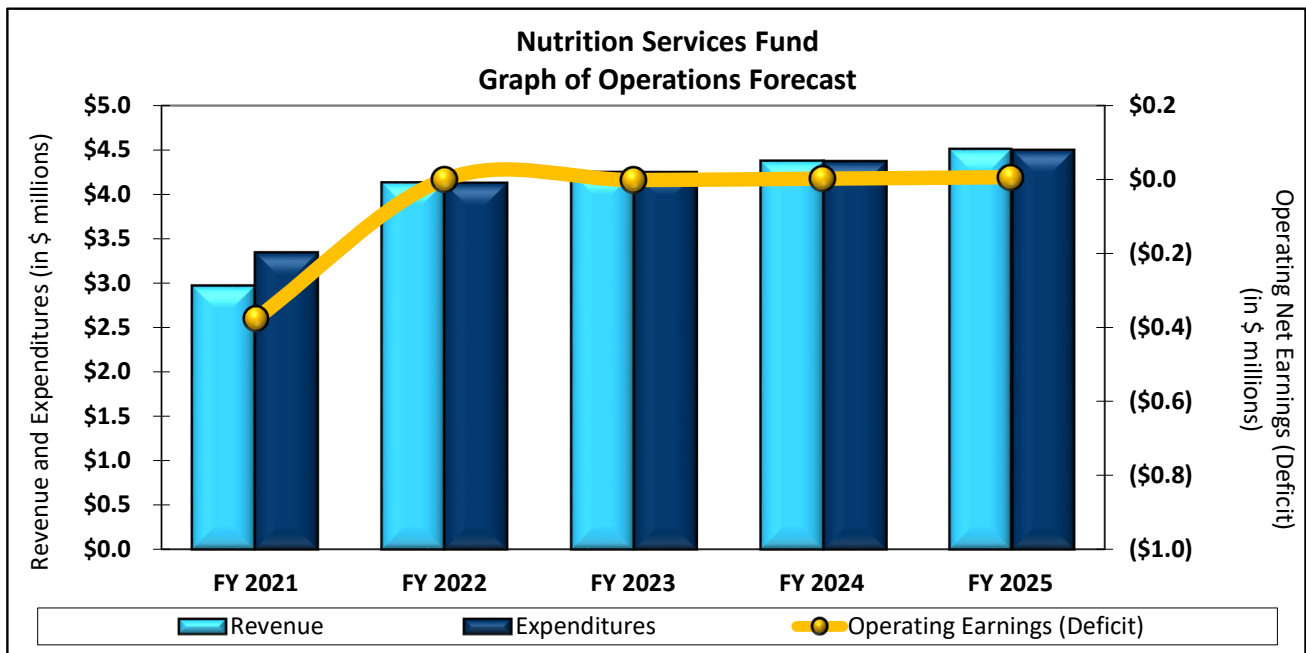


LITTLETON PUBLIC SCHOOLS
Littleton, Colorado

NUTRITION SERVICES FUND
FORECAST OF REVENUES, EXPENDITURES, AND ENDING FUND BALANCE

	2020–2021 Estimated	2021–2022 Budget	2022–2023 Forecast	2023–2024 Forecast	2024–2025 Forecast
Beginning Fund Balance	\$1,152,897	\$775,976	\$775,976	\$774,563	\$776,902
Revenue:					
Meal charges	307,828	2,509,000	2,584,270	2,661,798	2,741,652
Federal aid	2,612,685	1,542,833	1,589,118	1,636,792	1,685,895
State aid	31,253	60,552	62,369	64,240	66,167
Interest income	-	5,000	-	-	-
Other revenue	15,000	7,000	7,105	7,212	7,320
Total revenues	<u>2,966,766</u> ‡	<u>4,124,385</u>	<u>4,242,862</u>	<u>4,370,042</u>	<u>4,501,034</u>
Expenditures:					
Salaries and wages	1,321,432	1,449,639	1,493,128	1,537,922	1,584,060
Employee benefits	740,849	660,840	680,665	701,085	722,118
Purchased services	129,352	196,500	202,395	208,467	214,721
Supplies and materials	40,791	80,750	83,173	85,668	88,238
Food	849,995	1,400,000	1,442,000	1,485,260	1,529,818
Donated commodities	249,213	249,213	252,951	256,745	260,597
Capital outlay	4,555	80,518	82,934	85,422	87,984
Other expenditures	7,500	6,925	7,029	7,134	7,241
Total expenditures	<u>3,343,687</u>	<u>4,124,385</u>	<u>4,244,275</u>	<u>4,367,703</u>	<u>4,494,777</u>
Ending Fund Balance	<u>\$775,976</u>	<u>\$775,976</u>	<u>\$774,563</u>	<u>\$776,902</u>	<u>\$783,159</u>

‡ Most meal services ceased to operate at the end of March 2020 due to COVID-19 pandemic stay-at-home orders. This resulted in significantly reduced revenues for the last three months of the fiscal year despite the district continuing to pay employee contractual obligations.



LITTLETON PUBLIC SCHOOLS

Littleton, Colorado

EXTENDED DAY CARE PROGRAM FUND

The programs offered through the Extended Day Care Program Fund provide parents and guardians with safe, educational, and constructive before- and after-school activities for students from preschool through Grade 5 by promoting physical, emotional, and intellectual development opportunities for participants. The programs provide homework assistance, give access to music and art teachers, assist in the development of communications skills and cognitive reasoning, contribute to science and technology programs, and furnish both indoor and outdoor recreational activities and field trips. Changes in the needs of the individual schools' communities cause schools to adjust program offerings accordingly each fiscal year.

In fiscal year 2019–2020, the district incorporated full-day kindergarten districtwide in response to the passing of House Bill (HB) 19-1262, which added full funding for kindergarten students to the School Finance Act. This law precludes districts from charging tuition for kindergarten programs. As a result, the K-Plus and kindergarten extended day (KED) programs, which were previously part of the Extended Day Care Program Fund, were discontinued.

2021–2022 Programs by Location		
School	Preschool	Before- and After-School
Centennial		✓
East		✓
Field		✓
Ford		✓
Highland		✓
Hopkins		✓
Lenski		✓
Moody	✓	✓
Peabody		✓
Runyon		✓
Sandburg		✓
Twain		✓
Wilder	✓	✓
The Village	✓	✓

Revenues

The primary revenue source for this fund is user fees. Rates for most programs and service options are standardized. The chart below illustrates what parents can expect to pay for the service options they decide to utilize.

Approximate Rates for 2021–2022									
	Before School	After School	Both Before- and After-School	All day (nonstudent days and summer)	Full Day Preschool				
					Preschool 5 Days Week	Preschool 3 Days Week	Preschool 2 Days Week	The Village Preschool 4 Days Week	The Village Preschool Before- and After-School
Daily	\$8.00	\$21.00	\$29.00	\$46.00	\$53.00	\$51.00	\$51.00	\$54.00	\$31.00
Weekly	\$40.00	\$105.00	\$145.00	\$230.00	\$265.00	\$153.00	\$102.00	\$216.00	\$155.00

Expenditures

Extended day care revenues primarily cover direct program expenditures including the salaries and benefits of employees, supplies to maintain the programs, field trips for program participants, and any required state and county licensing fees. Additionally, approximately \$242,117 of indirect cost is expressed as a transfer to the General Fund. Indirect costs help cover administrative and operational expenses associated with maintaining the buildings in which the programs operate.

LITTLETON PUBLIC SCHOOLS

Littleton, Colorado

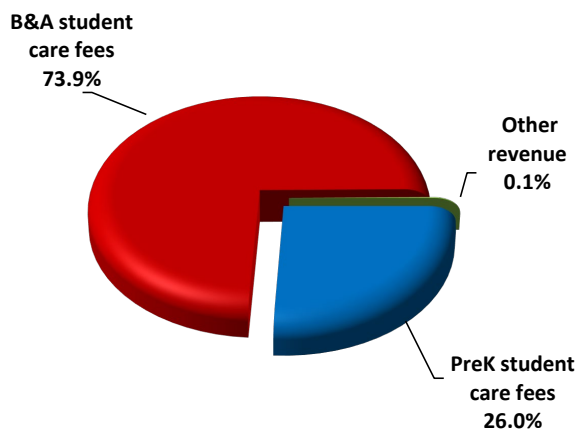
EXTENDED DAY CARE PROGRAM FUND

	2017–2018	2018–2019	2019–2020	2020–2021	2020–2021	2021–2022
	Actual	Actual	Actual	Revised Budget	Estimated	Budget
Revenues:						
PreK student care fees	\$1,187,237	\$1,343,988	\$869,870	\$532,400	\$819,930	\$906,472
KED student care fees	800,319	1,145,186	-	-	-	-
K-Plus student care fees	471,750	221,718	-	-	-	-
B&A student care fees	3,235,455	3,466,128	2,273,121	830,521	1,320,523	2,581,854
Interest income	34,918	64,619	-	-	-	3,211
Gifts to schools	6,240	33,713	3,328	82,537	90,659	2,000
State grants	-	-	-	-	226,930	-
Federal grants	-	-	-	-	72,750	-
Other revenue	2,569	6,909	2,823	-	146	-
Total revenues	5,738,488	6,282,261	3,149,142 ‡	1,445,458 ‡	2,530,938 ‡	3,493,537
Expenditures:						
Salaries and wages	3,447,788	3,665,669	2,670,586	1,706,200	1,912,542	1,809,673
Employee benefits	1,234,774	1,308,850	985,095	676,073	702,799	727,271
Purchased services	195,171	232,935	202,561	69,735	80,160	227,136
Supplies and materials	185,054	220,849	198,181	47,102	45,119	303,573
Capital outlay	68,329	110,546	65,224	32,758	32,758	5,000
Other expenditures	56,570	64,344	35,430	83,639	617	178,767
Transfer to General Fund	220,196	238,280	-	100,819	148,194	242,117
Total expenditures	5,407,882	5,841,473	4,157,077 ‡	2,716,326 ‡	2,922,189 ‡	3,493,537
Excess of revenues over (under) expenditures	330,606	440,788	(1,007,935)	(1,270,868)	(391,251)	-
Fund balance—beginning	2,007,220	2,337,826	2,778,614	1,770,679	1,770,679	1,379,428
Committed fund balance	2,337,826	2,778,614	1,770,679	499,811	1,379,428	1,379,428
Fund balance—ending	\$2,337,826	\$2,778,614	\$1,770,679	\$499,811	\$1,379,428	\$1,379,428
Budget Appropriation				\$3,216,137		\$4,872,965

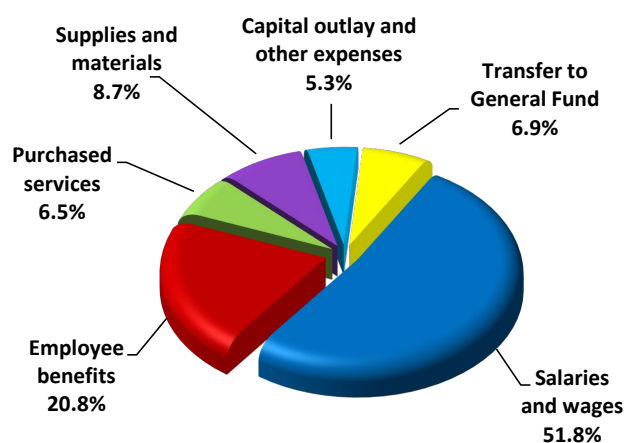
* Beginning in 2019–2020, the district implemented full-day kindergarten in the General Fund at all elementary schools, which eliminated all KED and K-Plus programs.

‡ All programs ceased to operate at the end of March 2020 due to COVID-19 pandemic stay-at-home orders. Continuing operational challenges caused by the pandemic continued through 2020–2021.

2021–2022 Budgeted Revenue



2021–2022 Budgeted Expenditures



LITTLETON PUBLIC SCHOOLS

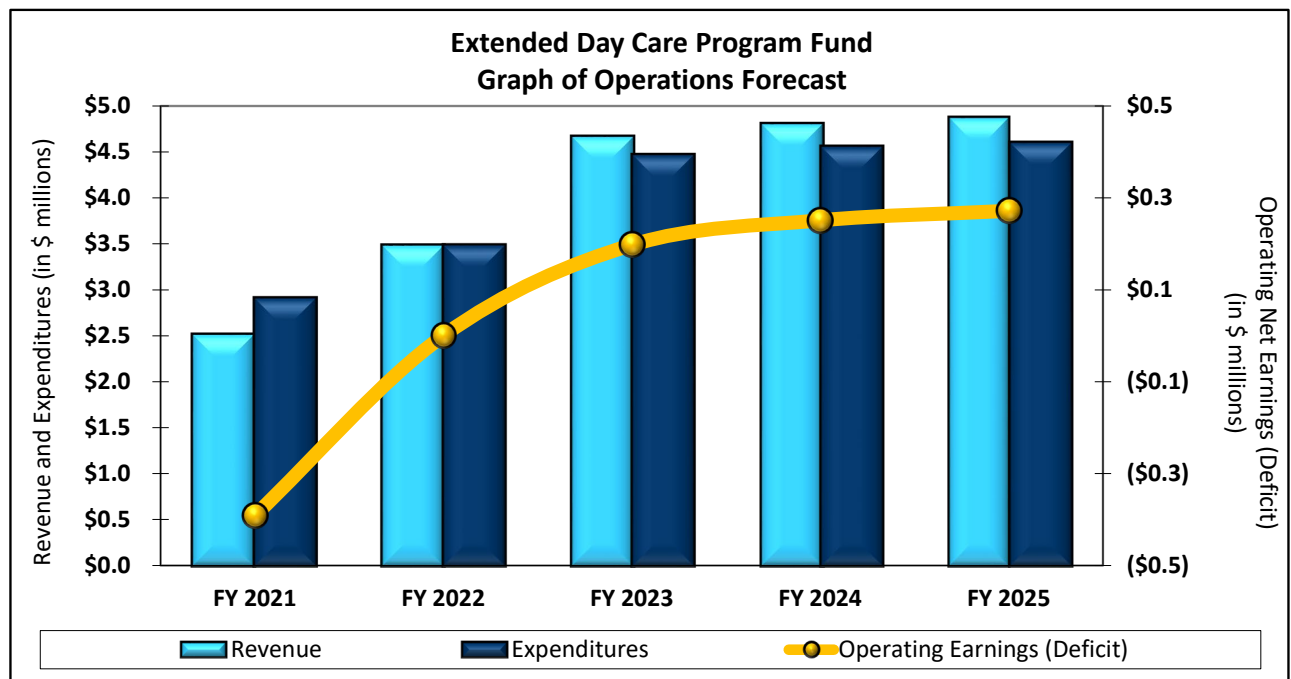
Littleton, Colorado

EXTENDED DAY CARE PROGRAM FUND

FORECAST OF REVENUES, EXPENDITURES, AND ENDING FUND BALANCE

	2020–2021 Estimated	2021–2022 Budget	2022–2023 Forecast	2023–2024 Forecast	2024–2025 Forecast
Beginning Fund Balance	\$1,770,679	\$1,379,428	\$1,379,428	\$1,577,039	\$1,828,168
Revenue:					
PreK student care fees	819,930	906,472	1,190,360	1,226,071	1,238,332
B&A student care fees	1,320,523	2,581,854	3,475,500	3,579,765	3,633,461
Interest income	-	3,211	2,500	2,500	2,500
Gifts to schools	90,659	2,000	2,500	2,500	2,500
Federal/state revenues	299,680	-	-	-	-
Other revenue	146	-	-	-	-
Total revenues	<u>2,530,938</u> ‡	<u>3,493,537</u>	<u>4,670,860</u>	<u>4,810,836</u>	<u>4,876,793</u>
Expenditures:					
Salaries and wages	1,912,542	1,809,673	2,690,500	2,744,310	2,771,753
Employee benefits	702,799	727,271	987,414	1,007,162	1,017,233
Purchased services	80,160	227,136	198,280	198,875	199,471
Supplies and materials	45,119	303,573	185,093	186,944	188,813
Capital outlay	32,758	5,000	20,000	20,200	20,402
Other expenditures	617	178,767	65,002	65,457	65,915
Transfers out	148,194	242,117	326,960	336,759	341,376
Total expenditures	<u>2,922,189</u>	<u>3,493,537</u>	<u>4,473,249</u>	<u>4,559,707</u>	<u>4,604,963</u>
Ending Fund Balance	<u>\$1,379,428</u>	<u>\$1,379,428</u>	<u>\$1,577,039</u>	<u>\$1,828,168</u>	<u>\$2,099,998</u>

‡ All programs ceased to operate at the end of March 2020 due to COVID-19 pandemic stay-at-home orders. Although district elementary schools reopened to in-person learning in the fall of 2020, periodic closures and quarantines, along with lower school enrollment numbers, significantly impacted revenues.



THIS PAGE LEFT BLANK
INTENTIONALLY FOR
PRESENTATION PURPOSES



**FINANCIAL SECTION
COMPONENT UNITS**

THIS PAGE LEFT BLANK
INTENTIONALLY FOR
PRESENTATION PURPOSES

LITTLETON PUBLIC SCHOOLS

Littleton, Colorado

CHARTER SCHOOLS

Overview

Charter schools in Colorado are authorized by Colorado Revised Statutes 22-30.5-101 et. seq. (referred to as the “Charter Schools Act”). The two charter schools of the district are each organized as not-for-profit organizations with their own governing boards of directors. The charter schools are accounted for as component units of the district, evidenced by the fact that the schools are financially dependent on the district but are largely independent entities. The district includes the per-pupil funding for the number of charter school students in its General Fund budgeted revenue, and budgets the same funding amount, which is provided to the charter schools for their operating costs, as an expenditure.

Both charter schools have adopted the mission statement, “To provide, within the Littleton community, a content-rich, academically rigorous education with a well-defined, sequential curriculum in a safe, orderly, and caring environment.”

Littleton Academy

Littleton Academy was created in the 1996–1997 school year to provide a new choice for education, emphasizing the Core Knowledge curriculum. Enrollment is open by application for pupils in Grades K–8 who seek a more traditional educational experience.

Funding for Littleton Academy is based on an annual agreement between Littleton Academy and the district which calls for the district to provide full funding of the district’s per-pupil funding. Additionally, \$451,283 is provided representing Littleton Academy’s share of the mill levy override elections’ funding and another \$458,678 is provided as the school’s share of the Debt-Free Schools Mill Levy Override funding for the school’s operations and technology needs. The charter school agreement includes a provision for the school to pay for certain district central administration, including limited special education services and administration central support costs.

Littleton Preparatory

Littleton Preparatory Charter School was created in the 1998–1999 school year to provide an educational choice for students and parents utilizing the direct instruction model. Enrollment is open by application for pupils in Grades K–8. Student mastery of the core academic subjects and then advancement to more challenging material is central to the concept of Littleton Preparatory.

Funding for Littleton Preparatory is based on an annual agreement for full district per-pupil funding, plus \$523,251 representing its share of the mill levy override elections’ funding. The school also receive an additional \$509,803 of the Debt-Free Schools Mill Levy Override funding for the school’s operations and technology needs. The annual agreement also provides for payment by the charter school to the district for certain central administration including limited special education services and administration support costs.

LITTLETON PUBLIC SCHOOLS
Littleton, Colorado

COMPONENT UNITS—CHARTER SCHOOLS
ALL FUNDS SUMMARY

	2017–2018	2018–2019	2019–2020	2020–2021	2021–2022
	Actual	Actual	Actual	Revised Budget	Budget
Beginning fund balance	\$2,940,481	\$3,396,230	\$3,499,573	\$3,849,780	\$4,279,044
Revenues:					
Per-pupil funding	7,282,708	7,713,717	8,310,321	7,574,998	8,065,172
Override election funding	737,508	737,508	1,109,921	960,388	974,534
Debt-Free Schools Mill Levy Override	-	-	-	-	968,481
State capital construction grant	260,663	295,829	315,189	264,645	297,568
Kindergarten and preschool fees	370,525	406,647	189,218	140,000	200,000
Child care fees	179,507	99,525	-	-	-
Gifts to schools	119,740	178,266	119,827	57,917	57,983
Interest income	55,959	93,072	71,329	5,000	10,000
Book fees	43,045	41,738	35,448	28,000	28,000
Instructional materials fees	53,720	49,469	52,259	66,726	62,158
Grocery certificates	14,090	9,856	7,140	-	5,000
Other income	168,691	199,800	181,945	505,230	157,578
Total revenues	<u>9,286,156</u>	<u>9,825,428</u>	<u>10,392,597</u>	<u>9,602,904</u>	<u>10,826,474</u>
Total available	<u>\$12,226,637</u>	<u>\$13,221,658</u>	<u>\$13,892,170</u>	<u>\$13,452,684</u>	<u>\$15,105,518</u>
Expenditures:					
Salaries	\$4,896,899	\$5,298,294	\$5,696,881	\$5,419,938	\$5,932,949
Employee benefits	1,600,144	1,751,812	1,942,579	1,942,488	2,127,722
Purchased services	1,419,361	1,472,845	1,320,030	1,248,863	1,602,561
District services	509,232	528,982	579,108	597,065	628,027
Supplies and materials	359,943	458,146	416,269	372,300	366,329
Capital outlay	28,640	195,398	70,076	13,000	137,120
Other expenditures	16,188	16,607	17,447	9,250	3,040
Total expenditures	<u>8,830,407</u>	<u>9,722,085</u>	<u>10,042,390</u>	<u>9,602,904</u>	<u>10,797,748</u>
Fund balances					
Restricted fund balance	325,000	291,600	311,400	285,600	765,451
Assigned fund balance	594,669	619,630	467,556	711,749	858,806
Unassigned fund balance	2,476,561	2,588,343	3,070,824	2,852,431	2,683,513
Ending fund balance	<u>\$3,396,230</u>	<u>\$3,499,573</u>	<u>\$3,849,780</u>	<u>\$3,849,780</u>	<u>\$4,307,770</u>
Number of Students Served	<u>1,034</u>	<u>1,034</u>	<u>1,016</u>	<u>984</u>	<u>960</u>

LITTLETON PUBLIC SCHOOLS
Littleton, Colorado

COMPONENT UNIT—LITTLETON ACADEMY
GENERAL OPERATING FUND

	2017–2018	2018–2019	2019–2020	2020–2021	2021–2022
	Actual	Actual	Actual	Revised Budget	Budget
Beginning fund balance	\$1,718,370	\$2,016,066	\$2,015,772	\$2,168,046	\$2,168,046
Revenues:					
Per-pupil funding	3,273,239	3,474,902	3,787,085	3,506,230	3,874,436
Override election funding	361,440	361,440	501,850	437,137	451,283
State capital construction grant	117,156	133,266	143,543	99,645	132,568
Child care fees	179,507	99,525	-	-	-
Instructional materials fees	53,720	49,469	52,259	66,726	62,158
Gifts to schools	48,974	97,522	55,670	57,917	57,983
Interest income	31,896	53,259	40,139	-	5,000
Other income	62,004	57,288	58,665	243,287	133,578
Total revenues	<u>4,127,936</u>	<u>4,326,671</u>	<u>4,639,211</u>	<u>4,410,942</u>	<u>4,717,006</u>
Total available	<u>\$5,846,306</u>	<u>\$6,342,737</u>	<u>\$6,654,983</u>	<u>\$6,578,988</u>	<u>\$6,885,052</u>
Expenditures:					
Salaries	\$2,049,060	\$2,316,373	\$2,508,040	\$2,417,919	\$2,751,989
Employee benefits	675,992	760,349	853,496	893,794	971,899
Purchased services	674,180	748,929	654,809	641,185	451,943
District services	230,233	239,733	265,850	250,000	269,127
Supplies and materials	166,671	245,296	176,494	189,594	234,428
Capital outlay	27,892	9,456	20,995	13,000	37,120
Other expenditures	6,212	6,829	7,253	5,450	500
Total expenditures	<u>3,830,240</u>	<u>4,326,965</u>	<u>4,486,937</u>	<u>4,410,942</u>	<u>4,717,006</u>
Fund balances					
Restricted fund balance	122,400	128,400	138,900	122,400	138,900
Assigned fund balance	534,669	559,630	307,556	174,669	321,726
Unassigned fund balance	1,358,997	1,327,742	1,721,590	1,870,977	1,707,420
Ending fund balance	<u>\$2,016,066</u>	<u>\$2,015,772</u>	<u>\$2,168,046</u>	<u>\$2,168,046</u>	<u>\$2,168,046</u>
 Number of Students Served	<u>466</u>	<u>465</u>	<u>463</u>	<u>456</u>	<u>455</u>



LITTLETON PUBLIC SCHOOLS
Littleton, Colorado

COMPONENT UNIT—LITTLETON ACADEMY
OPERATIONS AND TECHNOLOGY FUND

	2017–2018 Actual	2018–2019 Actual	2019–2020 Actual	2020–2021 Revised Budget	2021–2022 Budget
Beginning fund balance	\$ -	\$ -	\$ -	\$ -	\$370,231
Revenues:					
Debt-Free Schools Mill Levy Override	-	-	-	370,231	458,678
Interest income	-	-	-	-	-
Total revenues	-	-	-	370,231	458,678
Total available	<u>\$ -</u>	<u>\$ -</u>	<u>\$ -</u>	<u>\$370,231</u>	<u>\$828,909</u>
Expenditures:					
Salaries	\$ -	\$ -	\$ -	\$ -	\$ -
Employee benefits	-	-	-	-	-
Purchased services	-	-	-	-	407,432
District services	-	-	-	-	-
Supplies and materials	-	-	-	-	-
Capital outlay	-	-	-	-	100,000
Other expenditures	-	-	-	-	-
Total expenditures	-	-	-	-	507,432
Fund balance					
Restricted fund balance	-	-	-	370,231	321,477
Ending fund balance	<u>\$ -</u>	<u>\$ -</u>	<u>\$ -</u>	<u>\$370,231 ‡</u>	<u>\$321,477</u>

‡ The Littleton Academy Board of Education voted in December 2020 to save all funds received in 2020–2021 for future projects.

LITTLETON PUBLIC SCHOOLS
Littleton, Colorado

COMPONENT UNIT—LITTLETON PREPARATORY
GENERAL OPERATING FUND

	2017–2018	2018–2019	2019–2020	2020–2021	2021–2022
	Actual	Actual	Actual	Revised Budget	Budget
Beginning fund balance	\$1,222,111	\$1,380,164	\$1,483,801	\$1,681,734	\$1,681,734
Revenues:					
Per-pupil funding	4,009,469	4,238,815	4,523,236	4,068,768	4,190,736
Override election funding	376,068	376,068	608,071	523,251	523,251
State capital construction grant	143,507	162,563	171,646	165,000	165,000
Kindergarten and preschool fees	370,525	406,647	189,218	140,000	200,000
Gifts to schools	70,766	80,745	64,157	-	-
Interest income	24,063	39,813	31,190	5,000	5,000
Book fees	43,045	41,738	35,448	28,000	28,000
Grocery certificates	14,090	9,856	7,140	-	5,000
Other income	106,687	142,512	123,280	261,943	24,000
Total revenues	5,158,220	5,498,757	5,753,386	5,191,962	5,140,987
Total available	\$6,380,331	\$6,878,921	\$7,237,187	\$6,873,696	\$6,822,721
Expenditures:					
Salaries	\$2,847,839	\$2,981,922	\$3,188,841	\$3,002,019	\$3,040,518
Employee benefits	924,152	991,463	1,089,083	1,048,694	1,104,589
Purchased services	745,181	723,916	665,221	607,678	600,900
District services	278,999	289,249	313,258	347,065	358,900
Supplies and materials	193,272	212,851	239,775	182,706	38,901
Capital outlay	748	185,942	49,081	-	-
Other expenditures	9,976	9,777	10,194	3,800	2,540
Total expenditures	5,000,167	5,395,120	5,555,453	5,191,962	5,146,348
Fund balances					
Restricted fund balance	202,600	163,200	172,500	163,200	163,200
Assigned fund balance	60,000	60,000	160,000	537,080	537,080
Unassigned fund balance	1,117,564	1,260,601	1,349,234	981,454	976,093
Ending fund balance	\$1,380,164	\$1,483,801	\$1,681,734	\$1,681,734	\$1,676,373
Number of Students Served	568	569	553	528	505



LITTLETON PUBLIC SCHOOLS
Littleton, Colorado

COMPONENT UNIT—LITTLETON PREPARATORY
OPERATIONS AND TECHNOLOGY FUND

	2017–2018	2018–2019	2019–2020	2020–2021	2021–2022
	Actual	Actual	Actual	Revised Budget	Budget
Beginning fund balances	\$ -	\$ -	\$ -	\$ -	\$59,033
Revenues:					
Debt-Free Schools Mill Levy Override	-	-	-	428,688	509,803
Interest income	-	-	-	-	-
Total revenues	-	-	-	428,688	509,803
Total available	<u>\$ -</u>	<u>\$ -</u>	<u>\$ -</u>	<u>\$428,688</u>	<u>\$568,836</u>
Expenditures:					
Salaries	\$ -	\$ -	\$ -	\$68,037	\$140,442
Employee benefits	-	-	-	23,668	51,234
Purchased services	-	-	-	108,200	142,286
District services	-	-	-	-	-
Supplies and materials	-	-	-	69,750	93,000
Capital outlay	-	-	-	100,000	-
Other expenditures	-	-	-	-	-
Total expenditures	-	-	-	369,655	426,962
Fund balance					
Restricted fund balance	-	-	-	59,033	141,874
Ending fund balance	<u>\$ -</u>	<u>\$ -</u>	<u>\$ -</u>	<u>\$59,033</u>	<u>\$141,874</u>