



# Littleton Public Schools


Grades 6-12  
Fall 2021



Report created by  
Panorama Education



# Summary

Topic Description	Results	Benchmark
<b>Bullying (custom)</b>	<b>86%</b>	
<b>Cultural awareness and action</b>	<b>63%</b>	
<b>Drug, Alcohol &amp; Tobacco Use (custom)</b>	<b>87%</b>	
<b>Engagement</b>	<b>61%</b>	
<b>Health and wellness (custom)</b>	<b>75%</b>	
<b>Mental health (custom)</b>	<b>69%</b>	
<b>Rigorous expectations</b>	<b>90%</b>	
<b>School Climate</b> Perceptions of the overall social and learning climate of the school.	<b>81%</b>	
<b>School Culture (custom)</b>	<b>63%</b>	
<b>School Safety</b> Perceptions of student physical and psychological safety at school.	<b>69%</b>	 <p>80th - 99th percentile compared to others nationally</p>



### Sense of Belonging

How much students feel that they are valued members of the school community.

74%

### Supportive Relationships

How supported students feel through their relationships with friends, family, and adults at school.

82%



60th - 79th percentile compared to others nationally

### Teacher-Student Relationships

How strong the social connection is between teachers and students within and beyond the classroom.

56%



20th - 39th percentile compared to others nationally

5,652 responses



# Bullying (custom)

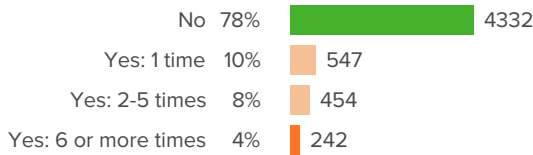
Your average

# 86%

5,652 responses

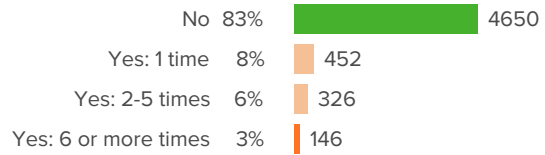
## How did people respond?

**Q.1: During the past 12 months, have you experienced cyberbullying - for example, has someone used the computer, the internet, a cell phone, or other device to do something mean or hurtful to you on purpose?**



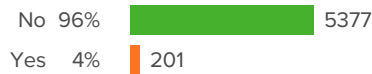
Favorable: **78%**

**Q.2: During the past 12 months have other students threatened, harassed or hurt you one or more times on school property?**



Favorable: **83%**

**Q.3: During the past 12 months, have you been physically hurt on purpose by someone you were dating or going out with?**



Favorable: **96%**



# Cultural awareness and action

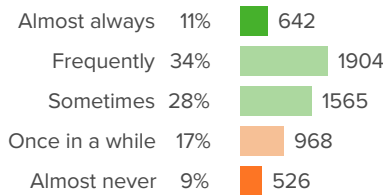
Your average

# 63%

5,652 responses

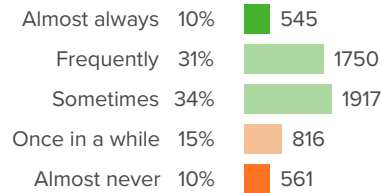
## How did people respond?

**Q.1: How often do teachers encourage you to learn about people from different races, ethnicities, or cultures?**



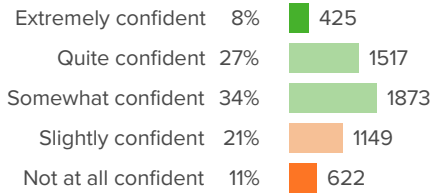
Favorable: **73%**

**Q.2: How often do you think about what someone of a different race, ethnicity, or culture experiences?**



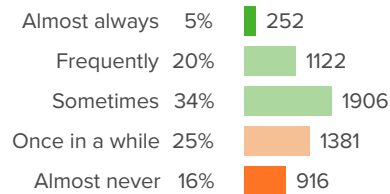
Favorable: **75%**

**Q.3: How confident are you that students at your school can have honest conversations with each other about race?**



Favorable: **68%**

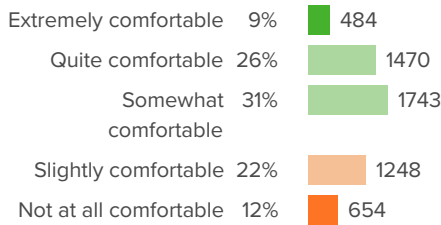
**Q.4: At your school, how often are you encouraged to think more deeply about race-related topics?**



Favorable: **59%**

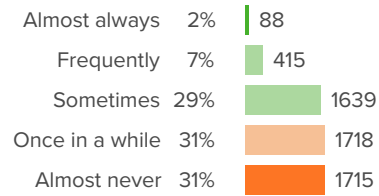


**Q.5: How comfortable are you sharing your thoughts about race-related topics with other students at your school?**



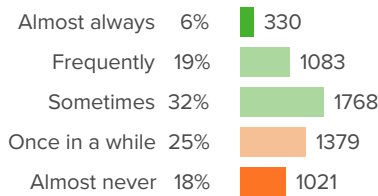
Favorable: **66%**

**Q.6: How often do students at your school have important conversations about race, even when they might be uncomfortable?**



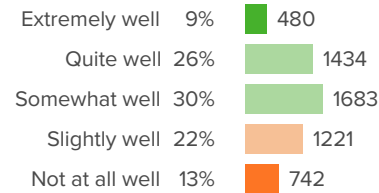
Favorable: **38%**

**Q.7: When there are major news events related to race, how often do adults at your school talk about them with students?**



Favorable: **57%**

**Q.8: How well does your school help students speak out against racism?**



Favorable: **65%**



# Drug, Alcohol & Tobacco Use (custom)

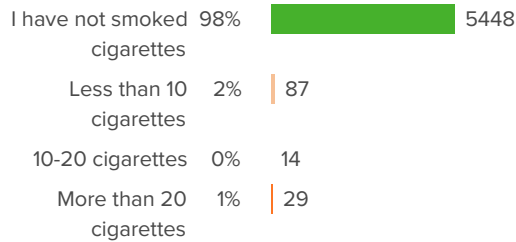
Your average

# 87%

5,652 responses

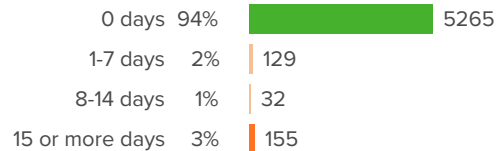
## How did people respond?

**Q.1: During the past 30 days, how many cigarettes have you smoked?**



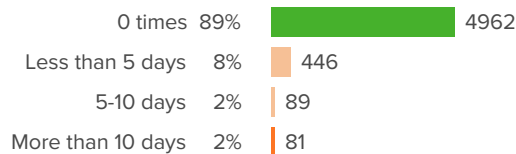
Favorable: **98%**

**Q.2: During the past 30 days, how many days have you used e-cigarettes or chewing tobacco?**



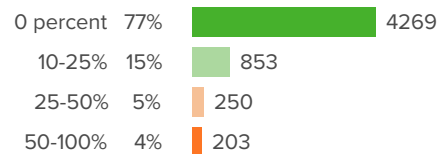
Favorable: **94%**

**Q.3: During the past 30 days, how many days have you had at least one drink of alcohol?**



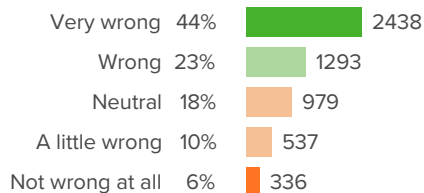
Favorable: **89%**

**Q.4: What percentage of your friends drink alcohol on at least a weekly basis?**



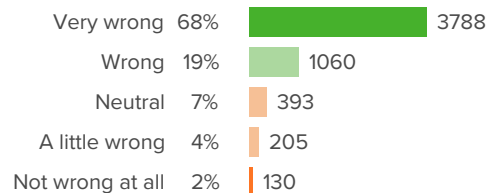
Favorable: **92%**

**Q.5: How wrong do you think it is for someone your age to drink alcohol regularly (at least once or twice a month)?**



Favorable: **67%**

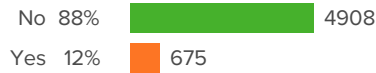
**Q.6: How wrong do your parents or guardians feel it would be for you to drink alcohol regularly (at least once or twice a month)?**



Favorable: **87%**

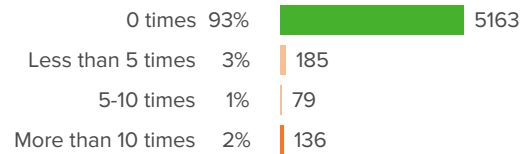


**Q.7: Have you ever used marijuana (this includes smoking marijuana cigarettes, consuming edibles, and using vaporized forms of marijuana)?**



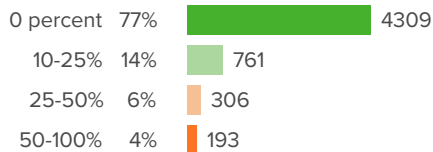
Favorable: **88%**

**Q.8: During the past 30 days, how many times have you used marijuana?**



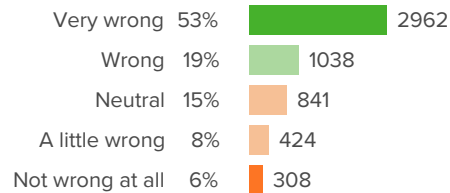
Favorable: **93%**

**Q.9: What percentage of your friends use marijuana on at least a weekly basis?**



Favorable: **91%**

**Q.10: How wrong do you think it is for someone your age to use marijuana?**



Favorable: **72%**

**Q.11: During the past 12 months, has anyone offered, sold, or given you an illegal drug on school property?**



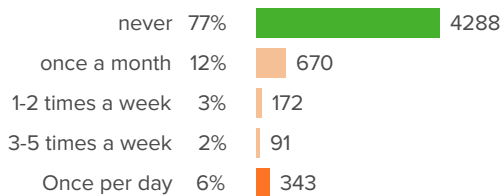
Favorable: **95%**

**Q.12: Have you ever done anything while drunk or high that you later regretted?**



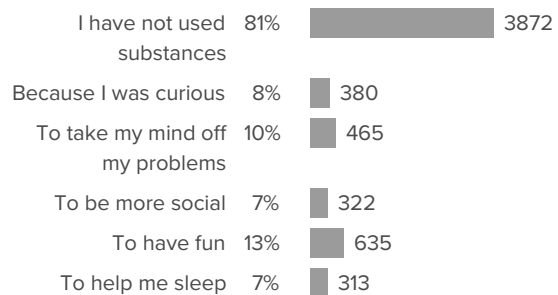
Favorable: **93%**

**Q.13: How often do you see students driving or riding in a car or other vehicle while under the influence of drugs or alcohol?**



Favorable: **77%**

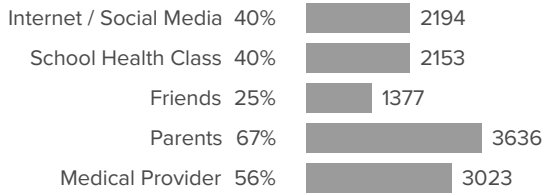
**Q.14: If you used alcohol, marijuana or other drugs in the past 12 months, what are the reasons you used them? (Check all that apply)**







**Q.15: Where would you go for the best information about the risks of drugs and alcohol? (Check all that apply)**





# Engagement

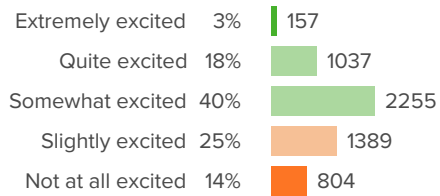
Your average

**61%**

5,652 responses

## How did people respond?

### Q.1: How excited are you about going to your classes?



Favorable: **61%**



# Health and wellness (custom)

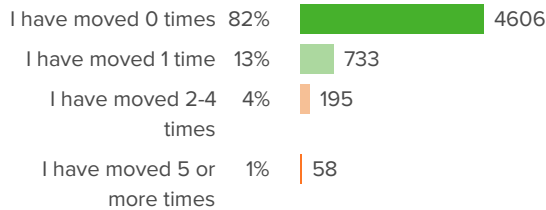
Your average

# 75%

5,652 responses

## How did people respond?

**Q.1: During the past 12 months, how many times have you moved?**



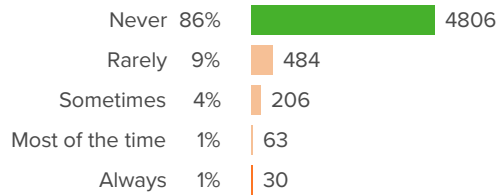
Favorable: **95%**

**Q.2: During the past 12 months, have you or your family worried about a place to live?**



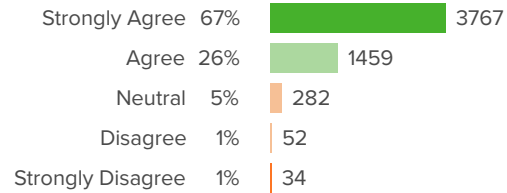
Favorable: **90%**

**Q.3: During the past 30 days, how often did you go hungry because there was not enough food in your home?**



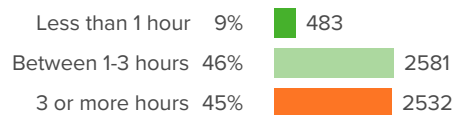
Favorable: **86%**

**Q.4: My family expects me to attend school every day.**



Favorable: **93%**

**Q.5: During a typical day, how many hours do you spend on a media device for a purpose other than homework - for example, media devices such as a phone, computer, laptop/tablet?**



Favorable: **55%**

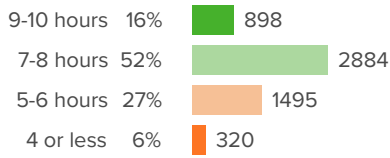
**Q.6: I can use my phone, computer or other device without any rules by my parents/guardians. (Media devices such as phone, computer, laptop/tablet, gaming system)**



Favorable: **45%**

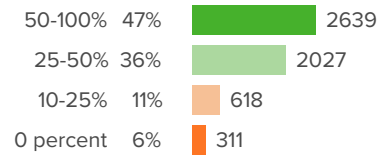


**Q.7: On an average school night, how many hours of sleep do you get?**



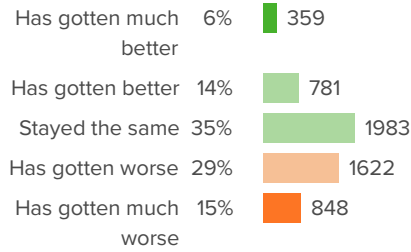
Favorable: **68%**

**Q.8: In the past year, what percentage of the time did you spend learning in-person?**



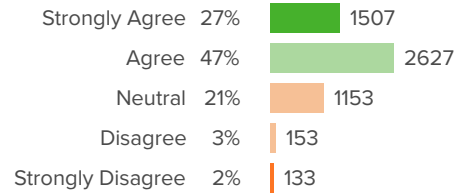
Favorable: **83%**

**Q.9: What best describes your mental health during the COVID-19 pandemic?**



Favorable: **56%**

**Q.10: I have the knowledge and resources to keep myself safe in relationships.**



Favorable: **74%**



# Mental health (custom)

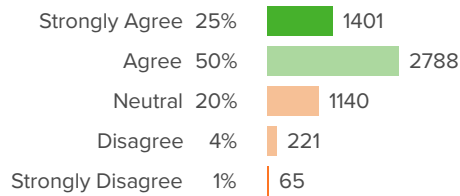
Your average

# 69%

5,652 responses

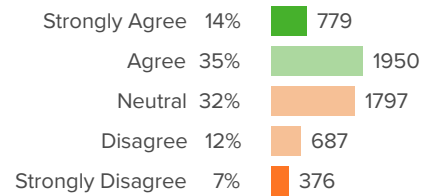
## How did people respond?

### Q.1: I feel safe at my school.



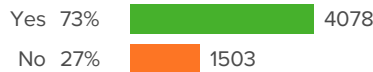
Favorable: **75%**

### Q.2: I feel safe to express who I am at my school.



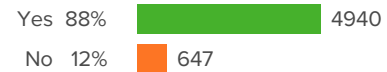
Favorable: **49%**

### Q.3: I would tell an adult at school if I was worried about my safety.



Favorable: **73%**

### Q.4: I would tell an adult at school if I was worried about a friend's safety.



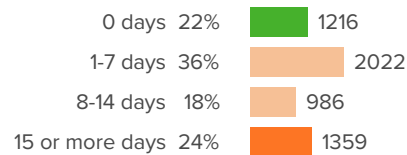
Favorable: **88%**

### Q.5: I would feel comfortable seeking help for my mental health at school.



Favorable: **49%**

### Q.6: During the past 30 days, on how many days have you felt worried, tense, stressed out, or anxious, making it hard for you to eat or sleep, do your school work, take care of your responsibilities or get along with other people?



Favorable: **22%**



**Q.7: During the past 12 months, did you ever feel so sad or hopeless, almost every day for two weeks or more in a row, that you stopped doing some usual activities?**



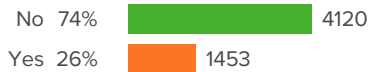
Favorable: **66%**

**Q.8: During the last 12 months, how often does feeling sad, hopeless, worried or anxious prevent you from wanting to come to school?**



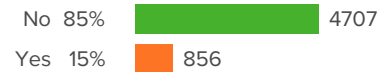
Favorable: **58%**

**Q.9: During the past 12 months, have you been concerned enough about your weight or body image that you have engaged in self-destructive behaviors?**



Favorable: **74%**

**Q.10: During the past 12 months, have you ever hurt or injured yourself on purpose (without meaning to end your life)?**



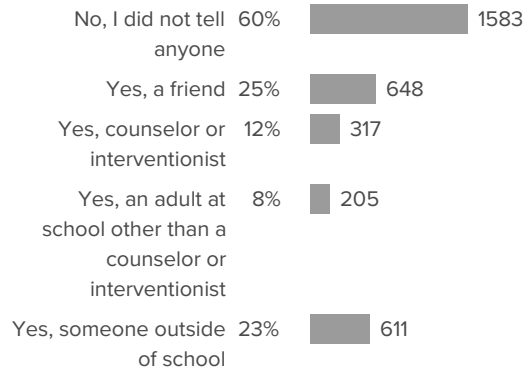
Favorable: **85%**

**Q.11: During the past 12 months, have you ever seriously considered attempting suicide?**



Favorable: **87%**

**Q.12: During the past 12 months, if you have ever seriously thought about attempting suicide, did you tell anyone about these thoughts? (check all that apply)**



**Q.13: During the past 12 months, have you ever attempted suicide?**



Favorable: **96%**



# Rigorous expectations

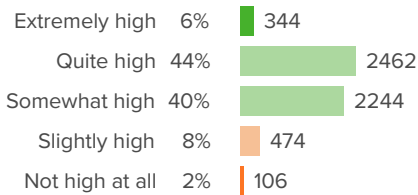
Your average

**90%**

5,652 responses

## How did people respond?

### Q.1: Overall, how high are your teachers' expectations of you?



Favorable: **90%**



# School Climate

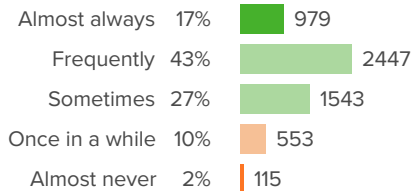
Your average

# 81%

5,652 responses

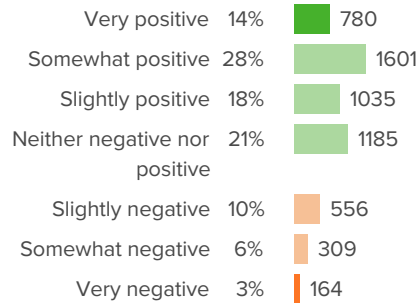
## How did people respond?

### Q.1: How often do your teachers seem excited to be teaching your classes?



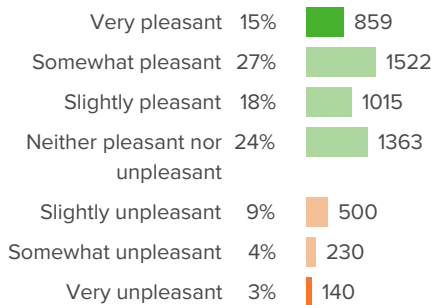
Favorable: **88%**

### Q.2: How positive or negative is the energy of the school?



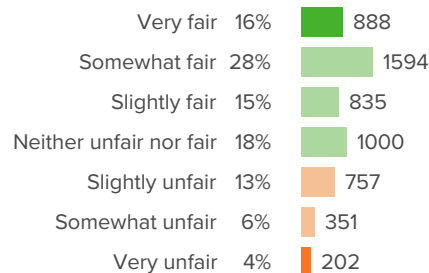
Favorable: **82%**

### Q.3: How pleasant or unpleasant is the physical space at your school?



Favorable: **85%**

### Q.4: How fair or unfair are the rules for the students at this school?

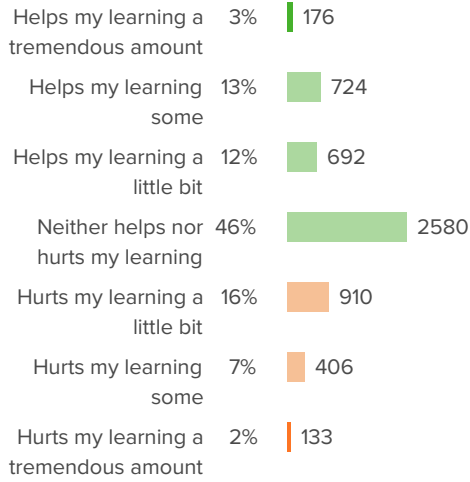


Favorable: **77%**





**Q.5: At your school, how much does the behavior of other students hurt or help your learning?**



Favorable: **74%**



# School Culture (custom)

Your average

# 63%

5,652 responses

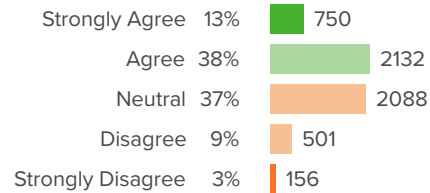
## How did people respond?

**Q.1: I participate in school-related group activities - for example, sports, band, drama, clubs, or student government.**



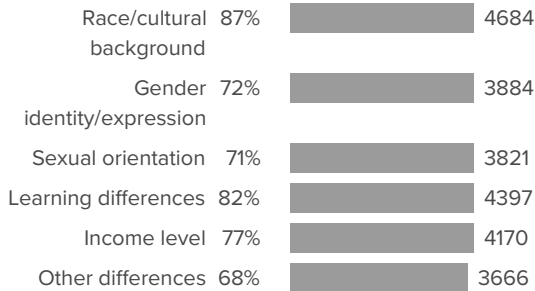
Favorable: **68%**

**Q.2: My school tries to involve all families in school activities.**

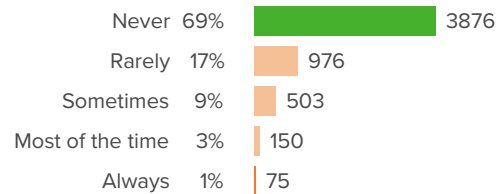


Favorable: **51%**

**Q.3: Students at my school are respected and valued regardless of (check all that apply):**



**Q.4: During the past 12 months, how often have you been treated differently at school because of your race or ethnicity?**



Favorable: **69%**



# School Safety

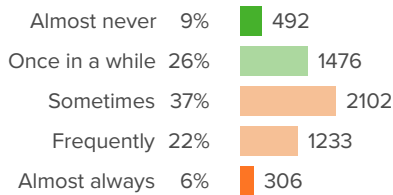
Your average

# 69%

5,652 responses

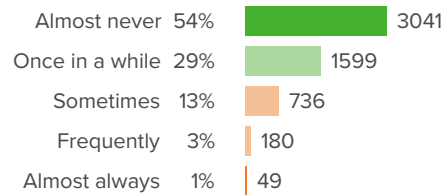
## How did people respond?

### Q.1: How often are people disrespectful to others at your school?



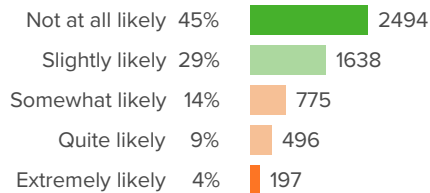
Favorable: **35%**

### Q.2: How often do students get into physical fights at your school?



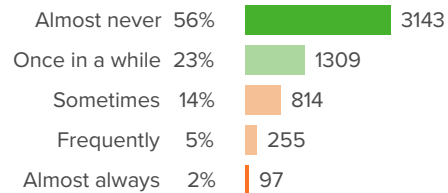
Favorable: **83%**

### Q.3: How likely is it that someone from your school will bully you online?



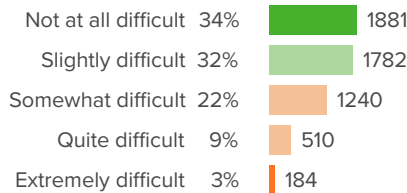
Favorable: **74%**

### Q.4: How often do you worry about violence at your school?



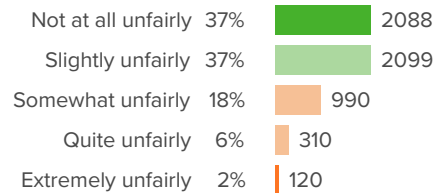
Favorable: **79%**

### Q.5: If a student is bullied in school, how difficult is it for him/her to get help from an adult?



Favorable: **65%**

### Q.6: At your school, how unfairly do the adults treat the students?



Favorable: **75%**



# Sense of Belonging

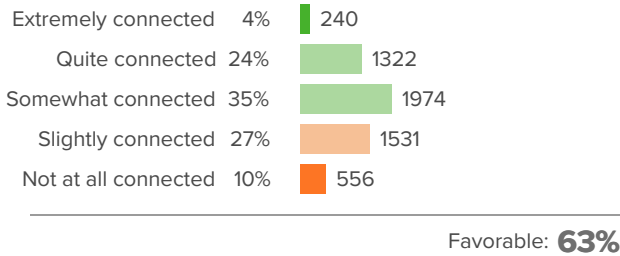
Your average

# 74%

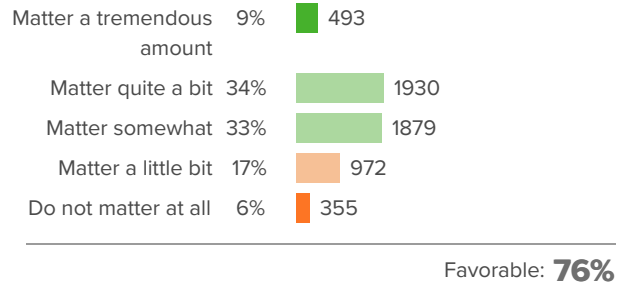
5,652 responses

## How did people respond?

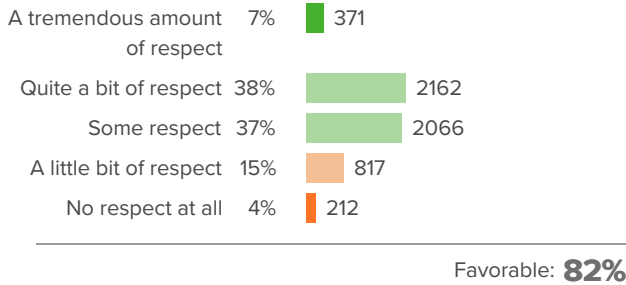
### Q.1: How connected do you feel to the adults at your school?



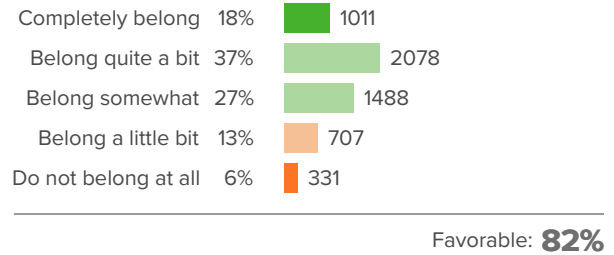
### Q.2: How much do you matter to others at this school?



### Q.3: How much respect do students in your school show you?

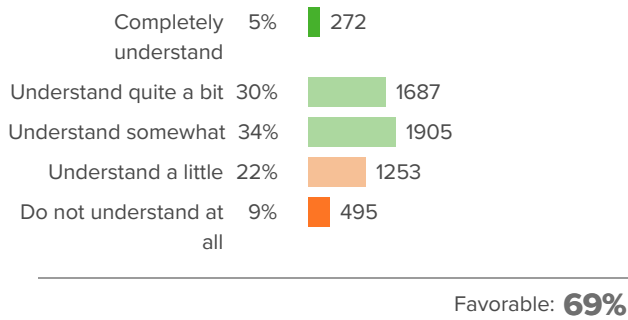


### Q.4: Overall, how much do you feel like you belong at your school?





**Q.5: How well do people at your school understand you as a person?**





# Supportive Relationships

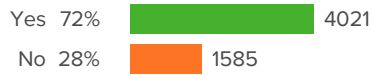
Your average

# 82%

5,652 responses

## How did people respond?

**Q.1: Do you have a teacher or other adult from school who you can count on to help you, no matter what?**



Favorable: **72%**

**Q.2: Do you have a family member or other adult outside of school who you can count on to help you, no matter what?**



Favorable: **91%**

**Q.3: Do you have a friend from school who you can count on to help you, no matter what?**



Favorable: **88%**

**Q.4: Do you have a teacher or other adult from school who you can be completely yourself around?**



Favorable: **62%**

**Q.5: Do you have a family member or other adult outside of school who you can be completely yourself around?**



Favorable: **89%**

**Q.6: Do you have a friend from school who you can be completely yourself around?**



Favorable: **91%**



# Teacher-Student Relationships

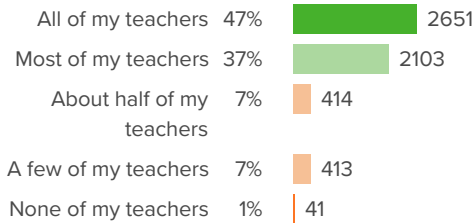
Your average

# 56%

5,652 responses

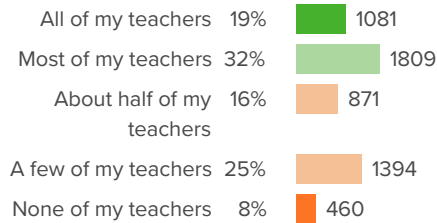
## How did people respond?

### Q.1: How many of your teachers are respectful towards you?



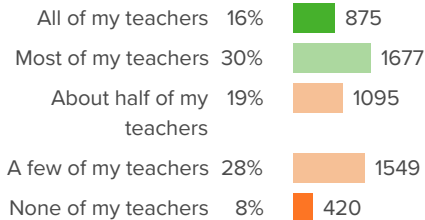
Favorable: **85%**

### Q.2: If you walked into class upset, how many of your teachers would be concerned?



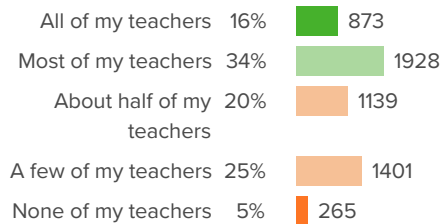
Favorable: **51%**

### Q.3: If you came back to visit class three years from now, how many of your teachers would be excited to see you?



Favorable: **45%**

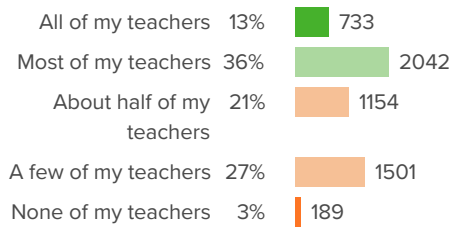
### Q.4: When your teachers ask how you are doing, how many of them are really interested in your answer?



Favorable: **50%**



**Q.5: How many of your teachers would you be excited to have again in the future?**



---

Favorable: **49%**

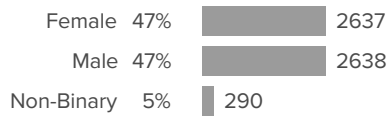




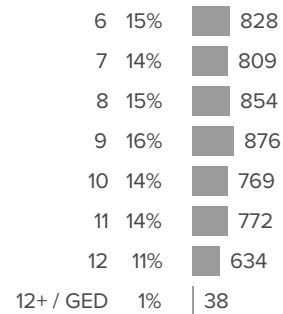
# Background Questions

## How did people respond?

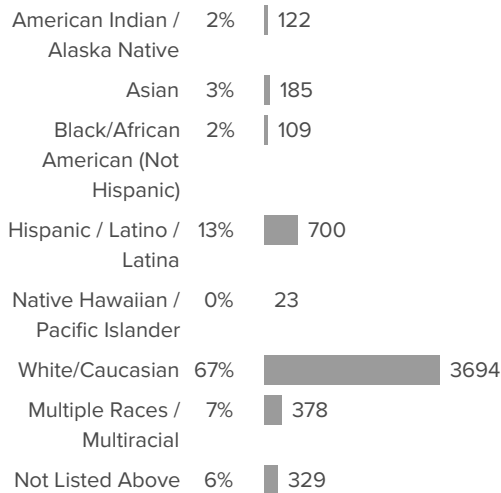
### Q.1: What is your gender?



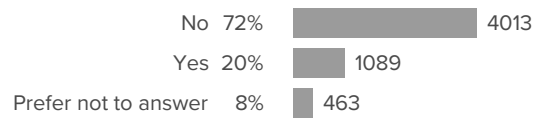
### Q.2: What grade are you in?




### Q.3: What is your race or ethnicity?



### Q.4: Do you identify as Lesbian, Gay, Bisexual, Transgender or Questioning?



### Q.5: Is English your first language?



### Q.6: Are you involved in any extra-curricular activities at you school?





**Q.7: Do you receive special education services?**

