

FINANCIAL SECTION



FINANCIAL SECTION ALL FUNDS



LITTLETON PUBLIC SCHOOLS

Littleton, Colorado

BUDGET FACTS, ASSUMPTIONS, AND SIGNIFICANT TRENDS

The main goal of this budget document is to provide a strategic, financial guideline for the district to control revenues and expenditures based on the information available at the time of preparation. It allows district stakeholders to develop goals for the fulfillment of the district's educational responsibilities while conscientiously utilizing the funding provided by taxpayers to not only achieve those goals, but also to maintain a safe environment for students, staff, and the community.

The 2023–2024 budget was developed knowing some facts and making certain assumptions based on both historical trends and current information. Unless otherwise indicated, these facts, assumptions, and trends affect the district's primary operating fund, the General Fund. They are as follows.

Facts

1. The fiscal year 2023–2024 budget is in alignment with:
 - The district's Board goals.
 - Individual school improvement plans.
2. Legislators determined the amount of funding for K–12 education for 2023–2024 via the Colorado Public School Finance Act. Additionally, Amendment 23 requires the statewide base per-pupil revenue (PPR) to be increased by current inflation, which is 8.0 percent. In order to offset required base funding increases, the state incorporates a budget stabilization factor into the School Finance Act funding calculations. The amount of the budget stabilization factor was set at 1.56 percent for fiscal year 2023–2024, a decrease from a negative 3.67 percent the prior year. Based on the state's calculations, the budget has been prepared using a School Finance Act funding amount of \$10,107 in PPR, an increase of \$954 per pupil when compared to the 2022–2023 PPR of \$9,153.
3. The district's School Finance Act Total Program revenue is based on an estimated average funded pupil count of 13,629.6, generating \$137,758,456 of program revenues.
4. An additional \$2,167 per pupil is provided by local taxes as the result of the override elections of 1988, 1997, 2004, and 2010, and the hold-harmless override.
5. Voters approved a Debt-Free Schools Mill Levy in November 2020 for the sole purpose of funding general facility maintenance needs, new technology, and existing technology upgrades without borrowing money via the district's secondary operating fund, the Operations and Technology Fund. The \$19.3 million generated by this mill levy in 2023–2024 allows the district to focus the School Finance Act funds it receives more on the educational needs of our students rather than facility and equipment maintenance efforts.
6. Effective June 30, 2015, the Governmental Accounting Standards Board (GASB) issued Statement No. 68, *Accounting and Financial Reporting for Pensions* (Statement No. 68), which revised and established new financial reporting requirements for school districts that provide employees with pension benefits, i.e., Colorado Public Employees' Retirement Association (PERA). Statement No. 68 requires cost-sharing districts participating in the PERA program to record their proportionate share of PERA's unfunded pension liability in financial reports. The district has no legal obligation to fund this shortfall, nor does it have any ability to affect PERA's funding, benefits, or annual required contribution decisions. Because the district has no legal obligation to fund the pension liability, this budget does not include an unfunded pension liability line item. As of June 30, 2022, the net PERA liability for the district was \$198,716,525.

LITTLETON PUBLIC SCHOOLS
Littleton, Colorado

BUDGET FACTS, ASSUMPTIONS, AND SIGNIFICANT TRENDS
(continued)

7. Effective June 30, 2018, GASB Statement No. 75, *Accounting and Financial Reporting for Postemployment Benefits Other Than Pensions*, established new financial reporting requirements for school districts that provide postemployment benefits other than pensions (OPEB) to record their proportionate share of the net OPEB liability. Currently, the district is a cost-sharing participant in the Health Care Trust Fund (HCTF) which is administered by PERA. While the district has no legal obligation to fund the shortfall, the district's portion of the net OPEB liability, as of June 30, 2022, was \$9,664,861.
8. Effective for all reporting periods that begin subsequent to December 15, 2020, GASB Statement No. 87, *Leases*, provides for three accounting treatments for lease agreements: short-term (12 months or less), contracts that transfer ownership, and contracts that do not transfer ownership. This statement is designed to improve the recognition of leased assets and related liabilities. The district implemented GASB Statement No. 87 in its financial reports effective July 1, 2021.
9. PERA's annual required employer contribution will be 21.4 percent for the fiscal year.
10. This budget's revenue projections were prepared using information provided by the Colorado Department of Education (CDE), the Arapahoe County Assessor, the federal government, and other sources using methods recommended in the CDE's Financial Policies and Procedures Handbook. The expenditure estimates were prepared based on program needs, enrollment projections, mandated requirements, employee contracts, contracted services, and anticipated changes in economic conditions.
11. The 2023–2024 budget was prepared in compliance with Article X, Section 20 of the Colorado Constitution, which outlines the tax limitations and reserve requirements, including TABOR reserves. However, the district is not subject to revenue and spending limitations under that same law because district voters approved a ballot issue exempting the district from such limits in the November 1998 general election. The district remains subject to reserve requirements.
12. Board policy DB—Annual Budget requires the district to maintain an unassigned fund balance equivalent to 5.0 percent of the district's current fiscal year General Fund budgeted revenues, excluding charter school revenues.
13. The Board and the Littleton Education Association completed and ratified salary negotiations. They accomplished the district goal of matching new recurring revenue with ongoing salary costs.
14. In 2023–2024, the Board approved \$3.1 million in new-recurring and one-time expenditures. Approximately \$1.1 million of the increase provides on-going additional staffing for various locations and funding for increased benefits costs in the General Fund. There is an additional \$346,500 in one-time expenditures to provide support staffing if needed in the various schools and programs, plus another \$243,500 added to assigned fund balance reserves for school start-up costs. The Operations and Technology Fund had \$388,000 in new-recurring expenditures plus \$385,000 in one-time expenditures added to its budget. These costs are associated with technology and security software upgrades for the district. The Designated Purpose Grants Fund is funding one-time expenditures of \$472,500, which is for support staff for mental health, substance abuse, and family support. The Risk Management Fund is providing support for an additional school resource officer at an expected cost of \$129,000.

LITTLETON PUBLIC SCHOOLS
Littleton, Colorado

BUDGET FACTS, ASSUMPTIONS, AND SIGNIFICANT TRENDS
(continued)

15. The district negotiated a 3.5 percent rate increase in both the employer and employee shares of the 2023–2024 health and dental insurance programs.
16. In 2023–2024, the Extended Day Care Program Fund will transfer \$300,561 to offset General Fund indirect costs, and the Nutrition Services Fund will pay direct costs for overhead and warehousing services totaling \$146,600.
17. The General Fund will transfer \$2,060,000 to the Capital Projects Fund, \$3,700,000 to the Risk Management Fund, and \$116,955 to the Nutrition Services Fund. These transfers cover the cost of new buses, technology equipment, and insurance premiums.
18. The General Fund will transfer \$1,835,239 to the Student Athletic, Activities, and Clubs Fund in support of district-sponsored extracurricular athletics and activities.
19. In 2023–2024, the General Fund will transfer \$9,315,654 in Total Program per-pupil revenues to the charter schools. Additionally, based on the mill levy override sharing plan, the charter schools will also receive \$1,131,530 of mill levy override funding, for a total General Fund transfer of \$10,447,184. The Operations and Technology Fund will transfer \$1,302,014 of the Debt-Free Schools Mill Levy revenues to the charter schools on a per-pupil basis.
20. The Risk Management Fund will transfer \$3,800,000 in insurance claim reimbursements to the Capital Projects Fund.

Assumptions

1. Actual funding to the district is primarily provided by the Colorado Public School Finance Act and is calculated from the pupil counts. For fiscal year 2023–2024, the count will occur October 2, 2023. The average funded pupil count is projected at 13,629.6 for 2023–2024. The decrease of 298 funded pupils from the prior year is primarily due to the lingering of lower student enrollment due to the COVID-19 pandemic.
2. An amount equal to 0.23 percent of property taxes will be uncollectible and unrecoverable.
3. The assessment rate for residential property is 6.95 percent of assessed value for 2023–2024.
4. The district anticipates a mill levy of 67.235 mills in 2024 based on an estimated assessed valuation of \$2,149,787,478. The 2023 mill levy was 67.061 mills. Of the total mill levy revenues, 18.3 percent come from voter-approved mill levy overrides, 13.4 percent comes from the voter-approved Debt-Free Schools Mill Levy, and another 42.5 percent is set by the state legislature. The remaining 25.8 percent provides sufficient property tax revenues to cover the annual debt service on the district’s outstanding general obligation bond issuances.
5. Budgeted specific ownership taxes from motor vehicle registrations are anticipated to increase slightly for 2023–2024.
6. Interest earnings have been calculated using a 0.5 percent interest rate on the average investments for the district for 2023–2024.

LITTLETON PUBLIC SCHOOLS

Littleton, Colorado

BUDGET FACTS, ASSUMPTIONS, AND SIGNIFICANT TRENDS (continued)

Significant Revenue and Expenditure Trends

1. School Finance Act program revenues have been cut significantly over the past ten years. This is due to the inclusion of the budget stabilization factor in the per-pupil revenue calculation by the state, which is intended to help the state balance its budget. The budget stabilization factor for fiscal year 2022–2023 was 3.67 percent. For 2023–2024, the state has funded student growth and inflation at 8.0 percent, and is using the budget stabilization factor of 1.56 percent to offset the funding increases required by statute and to balance the state’s budget. The budget stabilization factor results in a \$2.0 million loss of district program revenue for the fiscal year when compared to the state fully funding the program revenue.
2. The CARES Act, enacted on March 27, 2020, established the Education Stabilization Fund. Under that fund, the Elementary and Secondary School Emergency Relief (ESSER) Fund was formed which allows state educational agencies to award sub-grants to various local educational agencies, such as school districts. In 2023–2024, the district is anticipating spending of \$1.3 million from ESSER. Allowable uses for these funds are shown below.
 - Available for cleaning supplies and personal protective equipment (PPE).
 - Available for summer school, including transportation and nutrition expenditures.
 - Available for addressing student needs, improving indoor air quality, student meals, technology, and addressing mental health.The district will account for revenue and expenditures of these grants in its Designated Purpose Grants Fund.
3. Other state revenues for transportation, special education, and other categorical sources grew 26.4 percent in fiscal 2023–2024 due to the passage of Senate Bill (SB) 23-099, which increased special education funding.
4. Statutory local property tax revenues are expected to increase by 5.0 percent in 2023–2024. This is a result of House Bill (HB) 20-1418, which reinterpreted previous reductions in mill levies as having been unauthorized by statute, requiring a district to review the School Finance Act levy and raise it to 27.000 mills via resolutions by the Board. Beginning in 2022, districts were required to start increasing their School Finance Act levy by 1.000 mill per year until it reached the cap of 27.000. For 2022, LPS increased this levy to 26.353 mills, and in 2023, it increased the final 0.647 mills to the cap amount. The district’s voter-approved mill levy override revenues will remain flat when compared to 2022–2023.
5. Benefit expenditures increased 3.5 percent in fiscal year 2023–2024. Employer healthcare cost increases have been incorporated into future benefits costs.
6. Capital outlay costs are expected to decrease by 11.7 percent overall due to the completion of planned bond projects.

LITTLETON PUBLIC SCHOOLS

Littleton, Colorado

BUDGET SUMMARY OF ALL FUNDS FOR THE FISCAL YEAR ENDING JUNE 30, 2024 WITH EXPENDITURES BY OBJECT

	General Fund	Sub-Fund of the General Fund Risk Management Fund	Debt Service Fund Bond Redemption Fund	Capital Projects Funds		Special Revenue Funds Operations and Technology Fund
				Building Fund	Capital Projects Fund	
Beginning fund balances	\$38,816,551	\$3,490,639	\$33,038,628	\$65,914,093	\$1,111,383	\$5,280,031
Revenues and other financing sources:						
Property taxes	89,793,191	-	37,164,458	-	-	19,348,087
Specific ownership taxes	7,929,760	-	-	-	-	-
Interest income	654,933	70,000	626,934	613,266	39,037	24,185
Other local income	4,288,500	1,936,536	-	-	35,000	-
State/Federal revenue	78,345,800	-	-	-	-	-
Charter contracts	525,000	-	-	-	-	-
Transfers in	300,561	3,700,000	-	-	5,860,000	-
Total revenues	<u>181,837,745</u>	<u>5,706,536</u>	<u>37,791,392</u>	<u>613,266</u>	<u>5,934,037</u>	<u>19,372,272</u>
Total available	<u>\$220,654,296</u>	<u>\$9,197,175</u>	<u>\$70,830,020</u>	<u>\$66,527,359</u>	<u>\$7,045,420</u>	<u>\$24,652,303</u>
Expenditures:						
Salaries and wages	\$109,359,079	\$148,863	\$ -	\$ -	\$ -	\$7,587,718
Employee benefits	38,560,982	56,504	-	-	-	3,014,662
Purchased services	8,370,239	3,948,405	-	-	-	3,404,196
Contracts with charter schools	10,557,903	-	-	-	-	1,302,014
Supplies and materials	5,736,580	27,500	-	-	-	3,436,312
Debt service	-	-	37,526,151	-	-	-
Capital outlay	468,730	9,991	-	38,987,671	5,858,610	5,278,014
Other expenditures	151,344	385	-	-	-	-
Transfers out	7,712,194	3,800,000	-	-	-	-
Total expenditures	<u>180,917,051</u> ★	<u>7,991,648</u>	<u>37,526,151</u>	<u>38,987,671</u>	<u>5,858,610</u>	<u>24,022,916</u> Ω
Fund balances						
Non-spendable fund balance	275,000	-	-	-	-	-
Restricted fund balance	5,138,395	-	33,303,869	27,539,688	-	629,387
Committed fund balance	-	1,205,527	-	-	1,186,810	-
Assigned fund balance	19,850,000	-	-	-	-	-
Unassigned fund balance	<u>14,473,850</u>	<u>-</u>	<u>-</u>	<u>-</u>	<u>-</u>	<u>-</u>
Ending fund balances	<u>39,737,245</u>	<u>1,205,527</u>	<u>33,303,869</u>	<u>27,539,688</u>	<u>1,186,810</u>	<u>629,387</u>
Total Appropriation	<u>\$220,654,296</u>	<u>\$9,197,175</u>	<u>\$70,830,020</u>	<u>\$66,527,359</u>	<u>\$7,045,420</u>	<u>\$24,652,303</u>

★ Includes budgeted one-time spending of \$0.6 million approved by the Board.

Ω Includes budgeted one-time spending of \$0.4 million approved by the Board.

LITTLETON PUBLIC SCHOOLS

Littleton, Colorado

BUDGET SUMMARY OF ALL FUNDS FOR THE FISCAL YEAR ENDING JUNE 30, 2024 WITH EXPENDITURES BY OBJECT (continued)

	Special Revenue Funds				Totals	Component Units Charter Schools
	Designated Purpose Grants Fund	Student Athletic, Activities, and Clubs Fund	Nutrition Services Fund	Extended Day Care Program Fund		
Beginning fund balances	\$ -	\$1,206,085	\$3,023,449	\$3,048,172	\$154,929,031	\$5,233,334
Revenues and other financing sources:						
Property taxes	-	-	-	-	146,305,736	-
Specific ownership taxes	-	-	-	-	7,929,760	-
Interest income	-	80,655	95,000	171,750	2,375,760	95,000
Other local income	-	2,166,378	653,034	4,293,740	13,373,188	357,408
State/Federal revenue	8,900,993	-	4,841,769	-	92,088,562	321,519
Charter contracts	-	-	-	-	525,000	11,859,917
Transfers in	-	1,835,239	116,955	-	11,812,755	-
Total revenues	8,900,993	4,082,272	5,706,758	4,465,490	274,410,761	12,633,844
Total available	\$8,900,993	\$5,288,357	\$8,730,207	\$7,513,662	\$429,339,792	\$17,867,178
Expenditures:						
Salaries and wages	\$4,726,325	\$2,200,165	\$2,119,576	\$2,465,864	\$128,607,590	\$6,834,783
Employee benefits	1,895,728	415,412	991,726	792,192	45,727,206	2,401,241
Purchased services	936,407	541,455	325,250	275,304	17,801,256	1,859,230
Contracts with charter schools	-	-	-	-	11,859,917	615,292
Supplies and materials	1,253,975	815,630	2,087,691	325,268	13,682,956	656,690
Debt service	-	-	-	-	37,526,151	-
Capital outlay	20,000	19,767	180,015	128,813	50,951,611	22,320
Other expenditures	68,558	75,536	2,500	177,488	475,811	11,250
Transfers out	-	-	-	300,561	11,812,755	-
Total expenditures/expenses	8,900,993 »	4,067,965	5,706,758	4,465,490	318,445,253 ‡	12,400,806
Fund balances						
Non-spendable fund balance	-	-	-	-	275,000	-
Restricted fund balance	-	-	3,023,449	-	69,634,788	1,534,311
Committed fund balance	-	1,220,392	-	3,048,172	6,660,901	-
Assigned fund balance	-	-	-	-	19,850,000	882,058
Unassigned fund balance	-	-	-	-	14,473,850	3,050,003
Ending fund balances	-	1,220,392	3,023,449	3,048,172	110,894,539	5,466,372
Total Appropriation	\$8,900,993	\$5,288,357	\$8,730,207	\$7,513,662	\$429,339,792	\$17,867,178

» Includes budgeted one-time spending of \$0.5 million approved by the Board.

‡ Includes budgeted one-time spending of \$1.4 million approved by the Board.

LITTLETON PUBLIC SCHOOLS
Littleton, Colorado

BUDGET APPROPRIATION RESOLUTION
FISCAL YEAR 2023–2024

BE IT RESOLVED by the Board of Education of Arapahoe County School District Number Six in Arapahoe County that the amount shown in the following schedule be appropriated to each fund as specified for the ensuing fiscal year beginning July 1, 2023, and ending June 30, 2024.

General Fund	\$220,654,296
Sub-Fund of the General Fund—Risk Management Fund	9,197,175
Total General Fund	229,851,471
Bond Redemption Fund	70,830,020
Building Fund	66,527,359
Capital Projects Fund	7,045,420
Operations and Technology Fund	24,652,303
Designated Purpose Grants Fund	8,900,993
Student Athletic, Activities, and Clubs Fund	5,288,357
Nutrition Services Fund	8,730,207
Extended Day Care Program Fund	7,513,662
Total Appropriation for All Funds	\$429,339,792

BE IT FURTHER RESOLVED that the Board of Education authorizes the use of a portion of the 2023–2024 beginning fund balance for the following funds.

- Risk Management Fund, in the amount of \$2,285,112 to balance the budget.
- Building Fund, in the amount of \$38,374,405, for work on planned capital projects funded by the issuance of the 2018 voter-approved general obligation bonds of \$298.9 million.
- Operations and Technology Fund, in the amount of \$4,650,644 to balance the budget.

BE IT FURTHER RESOLVED that the use of this portion of the beginning fund balance for the purposes set forth above will not lead to an ongoing deficit due to one-time expenditures and the anticipation of an expenditure rate savings based on historical trends.

BE IT FURTHER RESOLVED that the Board of Education approves all fees charged for cost of expendable materials; assessed fines for lost, damaged, or defaced book(s), materials, or equipment; and participation fees related to attending or participating in a school-sponsored activity or program not within the academic portion of the educational program.

BE IT FURTHER RESOLVED that the Board of Education authorizes the superintendent or his designee to borrow available unencumbered cash balances in the Capital Projects; Nutrition Services; Extended Day Care

LITTLETON PUBLIC SCHOOLS
Littleton, Colorado

BUDGET APPROPRIATION RESOLUTION
FISCAL YEAR 2023–2024
(continued)

Program; Student Athletic, Activities, and Clubs; and Risk Management Funds, in accordance with C.R.S. 22-44-113, to be used to fund short-term cash needs of the district during fiscal year 2023–2024.

BE IT FURTHER RESOLVED that this resolution, in accordance with C.R.S. 22-44-113, excludes interfund borrowing from the Bond Redemption Fund.

BE IT FURTHER RESOLVED, in accordance with C.R.S. 22-32-108.5, that the Board of Education's plan for using and distributing mill levy revenue will be focused specifically on the student population of special education with any remaining funds to be distributed to the district and its charter schools on a per-pupil basis. The plan shall be reviewed and updated as necessary as required by the statute.

LITTLETON PUBLIC SCHOOLS
Littleton, Colorado

ALL FUNDS

COMPARATIVE BUDGET
OPERATIONS AND FUND BALANCE SUMMARY
WITH EXPENDITURES BY OBJECT

	2019–2020 <u>Actual</u>	2020–2021 <u>Actual</u>	2021–2022 <u>Actual</u>
Beginning Fund Balance	\$419,932,921	\$398,503,958	\$302,457,647
Revenues:			
Property taxes	115,828,921	126,881,312	134,581,635
Specific ownership taxes	7,946,959	8,974,120	8,718,252
Interest income	11,137,940	889,064	(390,409)
Other local income	11,989,674	38,574,038	14,901,908
State/Federal revenue	87,672,761	79,631,618	84,844,828
Transfers in	7,314,302	4,922,825	6,310,297
Total revenues	<u>241,890,557</u>	<u>259,872,977</u>	<u>248,966,511</u>
Total available	<u>\$661,823,478</u>	<u>\$658,376,935</u>	<u>\$551,424,159</u>
Expenditures:			
Salaries and wages	\$110,005,352	\$107,804,568	\$110,049,117
Employee benefits	37,536,584	37,744,494	37,492,946
Purchased services	14,856,972	12,989,039	16,935,470
Contracts with charter schools	9,420,242	9,548,093	10,460,305
Supplies and materials	9,528,529	8,391,593	12,063,801
Debt service	27,608,211	66,746,504	34,940,699
Capital outlay	46,592,240	107,232,992	74,776,208
Other expenditures	402,145	400,419	304,930
Transfers out	7,369,246	5,061,586	6,310,297
Total expenditures	<u>263,319,521</u>	<u>355,919,288</u>	<u>303,333,773</u>
Ending Fund Balance	<u>\$398,503,958</u>	<u>\$302,457,647</u>	<u>\$248,090,386</u>

LITTLETON PUBLIC SCHOOLS
Littleton, Colorado

ALL FUNDS

COMPARATIVE BUDGET
OPERATIONS AND FUND BALANCE SUMMARY
WITH EXPENDITURES BY OBJECT (continued)

	Revised 2022–2023 Budget	2022–2023 Percent of Total	2023–2024 Budget	2023–2024 Percent of Total	Change in Percent of Total
Beginning Fund Balance	\$248,090,386	48.98%	\$154,929,031	36.08%	(12.90%)
Revenues:					
Property taxes	137,865,416	27.22%	146,305,736	34.08%	6.86%
Specific ownership taxes	7,314,131	1.44%	7,929,760	1.85%	0.41%
Interest income	1,227,870	0.24%	2,375,760	0.55%	0.31%
Other local income	13,645,349	2.70%	13,898,188	3.24%	0.54%
State/Federal revenue	89,053,544	17.58%	92,088,562	21.45%	3.87%
Transfers in	9,321,450	1.84%	11,812,755	2.75%	0.91%
Total revenues	<u>258,427,760</u>		<u>274,410,761</u>		
Total available	<u>\$506,518,146</u>	100.00%	<u>\$429,339,792</u>	100.00%	
Expenditures:					
Salaries and wages	\$124,629,259	35.21%	\$128,607,590	40.39%	5.18%
Employee benefits	43,308,842	12.24%	45,727,206	14.36%	2.12%
Purchased services	15,021,963	4.24%	17,801,256	5.59%	1.35%
Contracts with charter schools	10,825,371	3.06%	11,859,917	3.72%	0.66%
Supplies and materials	14,849,309	4.20%	13,682,956	4.30%	0.10%
Debt service	37,535,600	10.60%	37,526,151	11.78%	1.18%
Capital outlay	97,925,623	27.67%	50,951,611	16.00%	(11.67%)
Other expenditures	544,435	0.15%	475,811	0.15%	0.00%
Transfers out	9,296,355	2.63%	11,812,755	3.71%	1.08%
Total expenditures	<u>353,936,757</u>	100.00%	<u>318,445,253</u> ‡	100.00%	
Ending Fund Balance	<u>152,581,389</u>		<u>110,894,539</u>		
Budget Appropriation	<u>\$506,518,146</u>		<u>\$429,339,792</u>		

‡ Includes budgeted one-time spending of \$1.4 million approved by the Board.

LITTLETON PUBLIC SCHOOLS

Littleton, Colorado

ALL FUNDS'—COMPARATIVE BUDGET SUMMARIES

	2019–2020	2020–2021	2021–2022	Revised 2022–2023	2022–2023	2023–2024
	Actual	Actual	Actual	Budget	Estimated	Budget
Beginning Fund Balances						
General Fund	\$27,722,854	\$28,721,571	\$29,659,770	\$41,212,292	\$41,212,292	\$38,816,551
Risk Management Fund	1,160,542	1,451,968	2,603,123	5,038,613	5,038,613	3,490,639
Bond Redemption Fund	22,669,254	32,620,185	31,369,151	31,847,529	31,847,529	33,038,628
Building Fund	358,894,702	328,533,879	225,298,968	154,881,933	154,881,933	65,914,093
Capital Projects Fund	4,521,305	3,494,941	3,137,834	1,950,768	1,950,768	1,111,383
Operations and Technology Fund★	-	-	6,369,994	6,386,099	6,386,099	5,280,031
Designated Purpose Grants Fund	-	-	-	-	-	-
Student Athletic, Activities, and Clubs Fund	984,241	757,838	984,243	1,315,370	1,315,370	1,206,085
Nutrition Services Fund	1,201,409	1,152,897	1,471,483	2,886,009	2,886,009	3,023,449
Extended Day Care Program Fund	2,778,614	1,770,679	1,563,081	2,571,773	2,571,773	3,048,172
Totals	<u>\$419,932,921</u>	<u>\$398,503,958</u>	<u>\$302,457,647</u>	<u>\$248,090,386</u>	<u>\$248,090,386</u>	<u>\$154,929,031</u>
Revenues and Other Financing Sources						
General Fund	\$164,862,484	\$159,059,095	\$169,713,000	\$169,424,731	\$169,868,568	\$181,837,745
Risk Management Fund	2,893,146	3,115,177	5,870,939	3,138,036	5,006,987	5,706,536
Bond Redemption Fund	37,559,142	65,495,470	35,419,077	38,239,829	38,735,841	37,791,392
Building Fund	10,462,029	909,162	(397,511)	806,805	3,204,524	613,266
Capital Projects Fund	2,912,625	1,427,774	1,736,097	4,247,300	3,822,900	5,934,037
Operations and Technology Fund★	-	11,535,388	14,516,859	16,852,872	16,614,028	19,372,272
Designated Purpose Grants Fund	11,928,307	9,191,834	7,715,297	12,282,502	9,300,736	8,900,993
Student Athletic, Activities, and Clubs Fund	4,470,399	3,013,740	4,574,575	3,912,207	4,141,051	4,082,272
Nutrition Services Fund	3,653,283	3,594,528	6,040,753	4,843,287	4,723,594	5,706,758
Extended Day Care Program Fund	3,149,142	2,530,809	3,777,425	4,680,191	4,862,562	4,465,490
Totals	<u>\$241,890,557</u>	<u>\$259,872,977</u>	<u>\$248,966,511</u>	<u>\$258,427,760</u>	<u>\$260,280,791</u>	<u>\$274,410,761</u>
Expenditures						
General Fund	\$163,863,768	\$158,120,896	\$158,160,479	\$172,264,309	\$172,264,309	\$180,917,051
Risk Management Fund	2,601,720	1,964,022	3,435,449	6,308,918	6,554,961	7,991,648
Bond Redemption Fund	27,608,211	66,746,504	34,940,699	37,535,600	37,544,742	37,526,151
Building Fund	40,822,852	104,144,073	70,019,524	88,849,815	92,172,364	38,987,671
Capital Projects Fund	3,938,989	1,784,881	2,923,163	4,662,285	4,662,285	5,858,610
Operations and Technology Fund★	-	5,165,394	14,500,754	18,194,636	17,720,096	24,022,916
Designated Purpose Grants Fund	11,928,307	9,191,834	7,715,297	12,282,502	9,300,736	8,900,993
Student Athletic, Activities, and Clubs Fund	4,696,802	2,787,335	4,243,448	3,922,836	4,250,336	4,067,965
Nutrition Services Fund	3,701,795	3,275,942	4,626,227	4,944,938	4,586,154	5,706,758
Extended Day Care Program Fund	4,157,077	2,738,407	2,768,733	4,970,918	4,386,163	4,465,490
Totals	<u>\$263,319,521</u>	<u>\$355,919,288</u>	<u>\$303,333,773</u>	<u>\$353,936,757</u>	<u>\$353,442,146</u>	<u>\$318,445,253</u>
Ending Fund Balances						
General Fund	\$28,721,571	\$29,659,770	\$41,212,292	\$38,372,714	\$38,816,551	\$39,737,245
Risk Management Fund	1,451,968	2,603,123	5,038,613	1,867,731	3,490,639	1,205,527
Bond Redemption Fund	32,620,185	31,369,151	31,847,529	32,551,758	33,038,628	33,303,869
Building Fund	328,533,879	225,298,968	154,881,933	66,838,923	65,914,093	27,539,688
Capital Projects Fund	3,494,941	3,137,834	1,950,768	1,535,783	1,111,383	1,186,810
Operations and Technology Fund★	-	6,369,994	6,386,099	5,044,335	5,280,031	629,387
Designated Purpose Grants Fund	-	-	-	-	-	-
Student Athletic, Activities, and Clubs Fund	757,838	984,243	1,315,370	1,304,741	1,206,085	1,220,392
Nutrition Services Fund	1,152,897	1,471,483	2,886,009	2,784,358	3,023,449	3,023,449
Extended Day Care Program Fund	1,770,679	1,563,081	2,571,773	2,281,046	3,048,172	3,048,172
Totals	<u>\$398,503,958</u>	<u>\$302,457,647</u>	<u>\$248,090,386</u>	<u>\$152,581,389</u>	<u>\$154,929,031</u>	<u>\$110,894,539</u>

★ The Operations and Technology Fund was created as a result of the passage of the Debt-Free Schools Mill Levy by voters in November 2020.

LITTLETON PUBLIC SCHOOLS

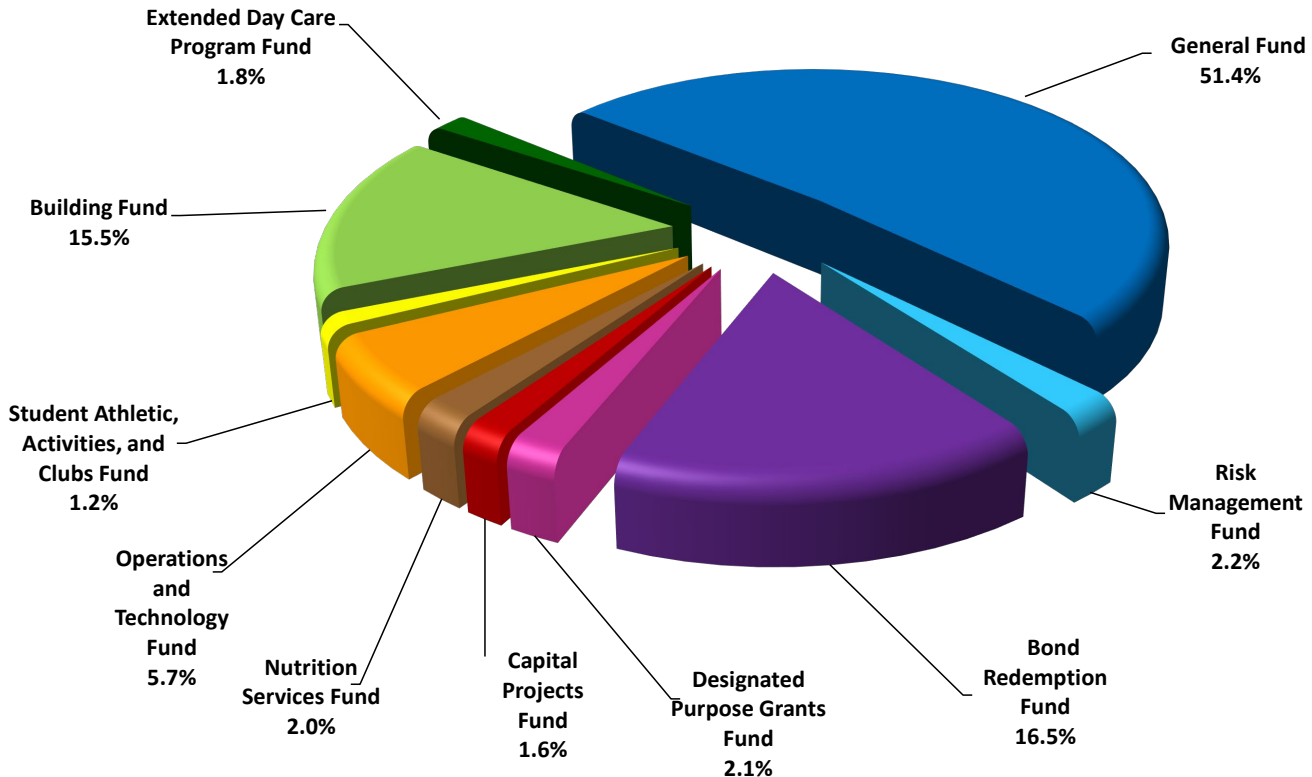
Littleton, Colorado

ALL FUNDS'—COMPARATIVE SUMMARY OF APPROPRIATIONS

	2019–2020 Actual	2020–2021 Actual	2021–2022 Actual	Revised 2022–2023 Budget	2022–2023 Estimated	2023–2024 Budget
Total Appropriations						
General Fund	\$192,585,339	\$187,780,666	\$199,372,771	\$210,637,023	\$211,080,860	\$220,654,296
Risk Management Fund	4,053,688	4,567,145	8,474,062	8,176,649	10,045,600	9,197,175
Bond Redemption Fund	60,228,396	98,115,655	66,788,228	70,087,358	70,583,370	70,830,020
Building Fund	369,356,731	329,443,041	224,901,457	155,688,738	158,086,457	66,527,359
Capital Projects Fund	7,433,930	4,922,715	4,873,931	6,198,068	5,773,668	7,045,420
Operations and Technology Fund★	-	11,535,388	20,886,853	23,238,971	23,000,127	24,652,303
Designated Purpose Grants Fund	11,928,307	9,191,834	7,715,297	12,282,502	9,300,736	8,900,993
Student Athletic, Activities, and Clubs Fund	5,454,640	3,771,578	5,558,818	5,227,577	5,456,421	5,288,357
Nutrition Services Fund	4,854,692	4,747,425	7,512,236	7,729,296	7,609,603	8,730,207
Extended Day Care Program Fund	5,927,756	4,301,488	5,340,506	7,251,964	7,434,335	7,513,662
Totals	\$661,823,479	\$658,376,935	\$551,424,159	\$506,518,146	\$508,371,177	\$429,339,792

★ The Operations and Technology Fund was created as a result of the passage of the Debt-Free Schools Mill Levy by voters in November 2020.

2023–2024 TOTAL BUDGET APPROPRIATIONS



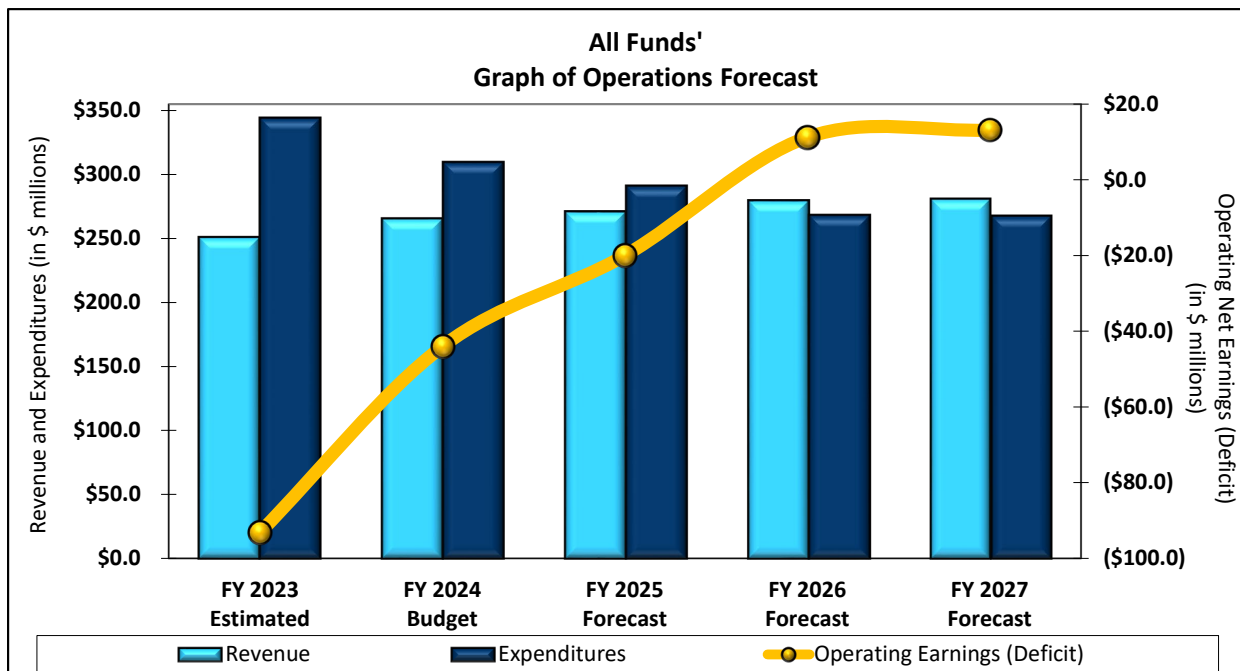
LITTLETON PUBLIC SCHOOLS

Littleton, Colorado

ALL FUNDS'—FORECAST OF REVENUES, EXPENDITURES, AND ENDING FUND BALANCE

	2022–2023 Estimated	2023–2024 Budget	2024–2025 Forecast	2025–2026 Forecast	2026–2027 Forecast
Beginning Fund Balance	\$248,090,386	\$154,929,031	\$110,894,539	\$90,900,523	\$102,124,866
Revenue:					
Property taxes	\$135,525,005	\$146,305,736	\$147,344,421	\$152,883,563	\$152,645,111
Specific ownership taxes	7,805,260	7,929,760	7,387,455	7,424,392	7,461,514
Interest income	5,070,548	2,375,760	1,565,198	1,370,865	1,378,404
Other local income	14,342,537	13,898,188	12,298,008	12,464,826	12,635,469
State/Federal revenue	79,148,699	83,187,569	90,838,438	93,634,939	94,702,290
Transfers in	9,088,006	11,812,755	11,726,175	11,954,276	12,188,985
Total revenues	<u>250,980,055</u>	<u>265,509,768</u>	<u>271,159,695</u>	<u>279,732,861</u>	<u>281,011,773</u>
Expenditures:					
Salaries and wages	110,857,199	123,291,265	123,616,488	124,138,677	124,675,656
Employee benefits	40,423,944	43,831,478	43,964,100	44,663,427	45,763,989
Purchased services	16,439,406	16,479,849	14,197,923	14,452,607	14,528,036
Contract with charter schools	10,808,207	11,859,917	12,233,536	12,731,125	13,325,644
Supplies and materials	10,143,365	12,428,981	12,029,324	12,486,290	12,747,236
Debt service	37,544,742	37,526,151	37,509,850	39,161,650	35,922,450
Capital outlay	100,024,515	50,931,611	38,065,555	10,519,373	10,223,074
Other expenditures	251,310	407,253	415,362	423,542	431,909
One-time major expenditures	8,342,145	975,000	-	-	-
Transfers out	9,306,577	11,812,755	9,121,572	9,931,828	10,243,561
Total expenditures	<u>344,141,410</u>	<u>309,544,260</u>	<u>291,153,710</u>	<u>268,508,519</u>	<u>267,861,555</u>
Ending Fund Balance	<u>\$154,929,031</u>	<u>\$110,894,539</u>	<u>\$90,900,523</u>	<u>\$102,124,866</u>	<u>\$115,275,084</u>

NOTE: The Designated Purpose Grant Fund is not included in this combined forecast. The fund is considered temporary, since there is no guarantee the district will continue to receive grant funding or even have the same grants.



LITTLETON PUBLIC SCHOOLS

Littleton, Colorado

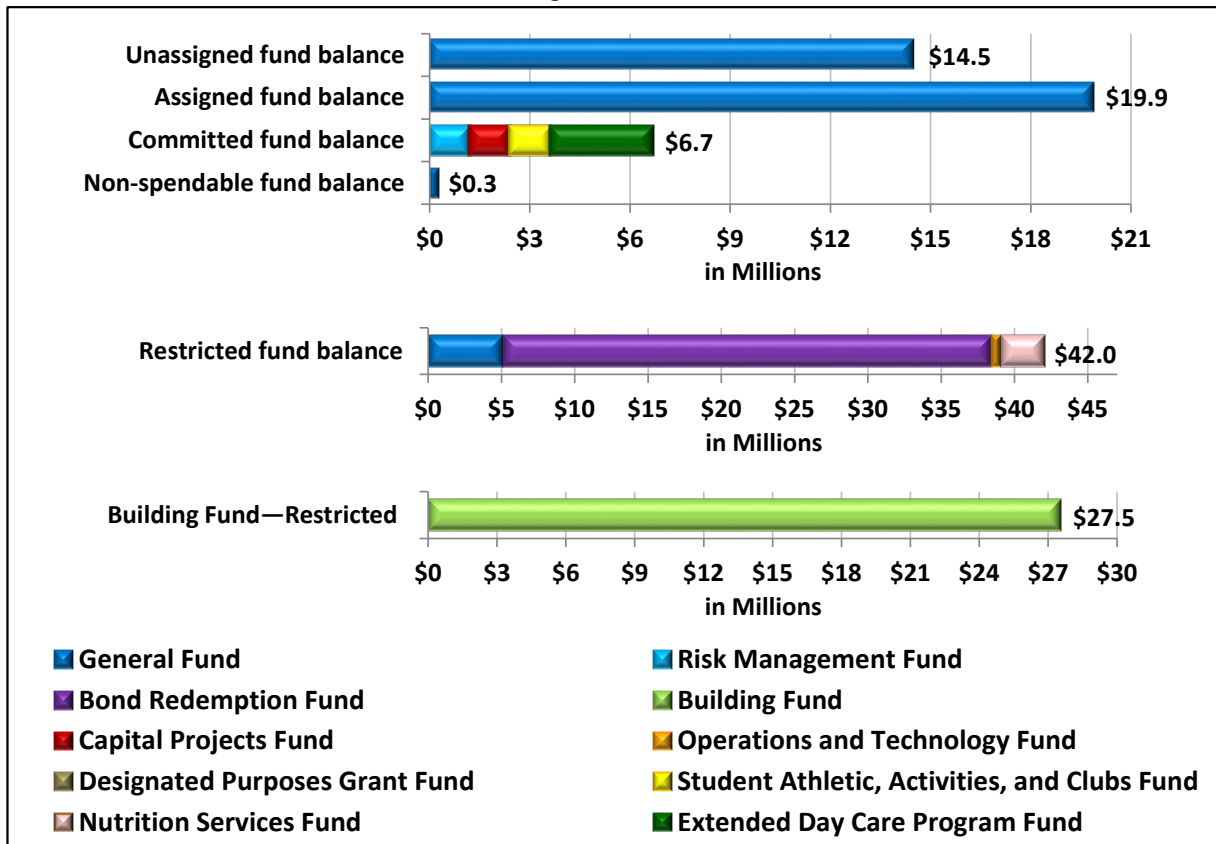
BEGINNING AND ENDING FUND BALANCES FOR ALL FUNDS

The following table presents the revised beginning fund balances of all funds for fiscal year 2022–2023 as compared to beginning fund balances of all funds for fiscal year 2023–2024.

	Revised 2022–2023 Budgeted Beginning Fund Balance	2023–2024 Budgeted Beginning Fund Balance	Change in Beginning Fund Balance
General Fund	\$41,212,292	\$38,816,551	(\$2,395,741)
Risk Management Fund	5,038,613	3,490,639	(1,547,974)
Bond Redemption Fund	31,847,529	33,038,628	1,191,099
Building Fund	154,881,933	65,914,093	(88,967,840)
Capital Projects Fund	1,950,768	1,111,383	(839,385)
Operations and Technology Fund	6,386,099	5,280,031	(1,106,068)
Designated Purpose Grant Fund	-	-	-
Student Athletic, Activities, and Clubs Fund	1,315,370	1,206,085	(109,285)
Nutrition Services Fund	2,886,009	3,023,449	137,440
Extended Day Care Program Fund	2,571,773	3,048,172	476,399
Total Beginning Fund Balances	\$248,090,386	\$154,929,031	(\$93,161,355)

The graph below illustrates the general classification categories, as defined by GASB 54, of ending fund balances for all funds as of 2023–2024. More information about the General Fund fund balance is available on page 86.

2023–2024 Ending Fund Balances for All Funds



THIS PAGE LEFT BLANK
INTENTIONALLY FOR
PRESENTATION PURPOSES

FINANCIAL SECTION GENERAL FUND



LITTLETON PUBLIC SCHOOLS
Littleton, Colorado

GENERAL FUND

COMPARATIVE BUDGET
OPERATIONS AND FUND BALANCE SUMMARY
WITH EXPENDITURES BY FUNCTION

	2019–2020	2020–2021	2021–2022
	<u>Actual</u>	<u>Actual</u>	<u>Actual</u>
Beginning Fund Balance	\$27,722,854	\$28,721,571	\$29,659,770
Revenues:			
Property taxes	78,585,341	79,687,389	84,711,822
Specific ownership taxes	7,946,959	8,974,120	8,718,252
Interest income	351,352	46,337	67,380
Other local income	3,867,472	3,361,945	4,255,521
State revenue	73,769,265	66,163,654	71,354,362
Federal revenue	342,095	825,650	341,668
Transfers in	-	-	263,995
Total revenues	<u>164,862,484</u>	<u>159,059,095</u>	<u>169,713,000</u>
Total available	<u>\$192,585,338</u>	<u>\$187,780,666</u>	<u>\$199,372,771</u>
Expenditures:			
Instruction:			
Regular instruction	\$98,139,466	\$96,682,744	\$95,741,868
Special instruction	25,166,652	25,185,236	25,233,229
Governance	2,039,776	2,094,546	2,077,874
Support components at Education Services Center:			
Learning Services	10,899,797	12,042,907	12,196,409
Safety, Security, and Operations Ω	5,322,505	3,669,842	1,267,022
Human Resource Services	2,310,317	2,248,672	2,762,957
Transportation Services	6,460,733	6,017,999	6,289,336
Information and Technology Services	4,497,663	3,315,879	4,380,950
Financial Services	1,657,613	1,801,485	2,164,532
Transfers out	7,369,246	5,061,586	6,046,302
Total expenditures	<u>163,863,768</u>	<u>158,120,896</u>	<u>158,160,479</u>
Ending Fund Balance	<u>\$28,721,571</u>	<u>\$29,659,770</u>	<u>\$41,212,292</u>

Ω The name of the department was changed from Operations, Maintenance, and Construction effective July 1, 2021, due to the creation of the Operations and Technology Fund.

LITTLETON PUBLIC SCHOOLS
Littleton, Colorado

GENERAL FUND

COMPARATIVE BUDGET
OPERATIONS AND FUND BALANCE SUMMARY
WITH EXPENDITURES BY FUNCTION (continued)

	Revised 2022–2023 Budget	2022–2023 Percent of Total	2023–2024 Budget	2023–2024 Percent of Total	Change in Percent of Total
Beginning Fund Balance	\$41,212,292	19.57%	\$38,816,551	17.59%	(1.98%)
Revenues:					
Property taxes	82,935,206	39.37%	89,793,191	40.69%	1.32%
Specific ownership taxes	7,314,131	3.47%	7,929,760	3.59%	0.12%
Interest income	140,000	0.07%	654,933	0.30%	0.23%
Other local income	3,559,150	1.69%	4,813,500	2.18%	0.49%
State revenue	74,866,988	35.54%	78,045,800	35.37%	(0.17%)
Federal revenue	300,000	0.14%	300,000	0.14%	0.00%
Transfers in	309,256	0.15%	300,561	0.14%	(0.01%)
Total revenues	<u>169,424,731</u>		<u>181,837,745</u>		
Total Available	<u>\$210,637,023</u>	<u>100.00%</u>	<u>\$220,654,296</u>	<u>100.00%</u>	
Expenditures:					
Instruction:					
Regular instruction	\$105,791,996	61.41%	\$107,042,955	59.17%	(2.27%)
Special instruction	28,847,627	16.75%	35,125,404	19.42%	2.67%
Governance	2,348,719	1.36%	2,445,209	1.35%	(0.01%)
Support Components at Education Services Center:					
Learning Services	12,107,549	7.03%	11,247,469	6.22%	(0.81%)
Safety and Security Operations Ω	1,308,363	0.76%	1,217,904	0.67%	(0.09%)
Human Resource Services	2,779,012	1.61%	3,884,244	2.15%	0.53%
Transportation Services	6,949,655	4.03%	6,920,566	3.83%	(0.20%)
Information and Technology Services	3,596,043	2.09%	3,070,337	1.70%	(0.39%)
Financial Services	2,323,151	1.35%	2,250,769	1.24%	(0.11%)
Transfers out	6,212,194	3.61%	7,712,194	4.26%	0.66%
Total expenditures	<u>172,264,309</u>	<u>100.00%</u>	<u>180,917,051</u> ★	<u>100.00%</u>	
Ending Fund Balance	<u>\$38,372,714</u>		<u>\$39,737,245</u>		
Budget Appropriation	<u>\$210,637,023</u>		<u>\$220,654,296</u>		

Ω The name of the department was changed from Operations, Maintenance, and Construction effective July 1, 2021, due to the creation of the Operations and Technology Fund.

★ Includes budgeted one-time spending of \$0.6 million approved by the Board.

LITTLETON PUBLIC SCHOOLS

Littleton, Colorado

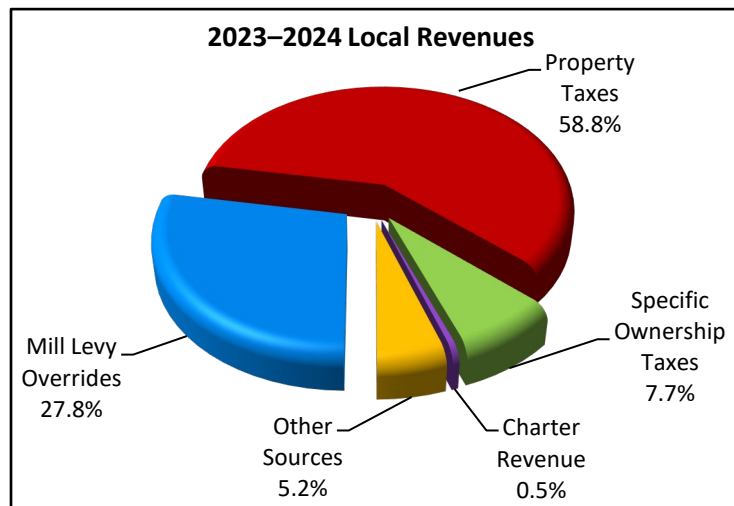
GENERAL FUND—REVENUE SOURCES AND TRENDS

District revenues come from multiple sources, with the primary source being the School Finance Act. Total Program is the term used to describe the total amount of money each school district receives under the School Finance Act, and this revenue is classified as either the Local Share or the State Share. Total Program funding for school districts is provided first by the Local Share. Since the ability of districts to actually raise the taxes necessary to cover the Local Share varies extensively across the state, shortfalls in the Total Program are covered with state funds called the State Share. In fiscal year 2023–2024, LPS will receive an estimated \$137.8 million in Total Program funding.

All revenues received by the district are categorized as local, state, or federal funding. In the 2023–2024 fiscal year, the district expects to collect \$181.8 million with approximately 56.9 percent of the revenue coming from local sources, 42.9 percent from state sources, and the remaining 0.2 percent from federal sources.

Local Sources

Every Colorado homeowner and business owner, except government, charitable, and religious organizations, pays property taxes for schools and other public services. A part of those taxes are the Local Share of the School Finance Act, which is financed by a property tax that all Colorado districts are required to impose. Currently, 58.8 percent of local revenues come from property taxes, which together with approximately half of the specific ownership (vehicle registration) taxes equal the Local Share.



Furthermore, districts can supplement school funding by asking voters to approve additional taxes in the form of mill levy overrides. While this funding source does not affect the amount of state funding a district receives, it is limited by state law to an amount equal to not more than 25.0 percent of a district’s Total Program funding.

Other local sources of funding include tuition payments, student fees for expendable materials used in coursework and projects, fines for damaged materials or equipment, gifts to schools, charter revenues, and interest income.

State Sources

State equalization revenues account for 87.8 percent of the funds the district receives from the state. This State Share is ultimately based on an annual pupil enrollment count, which will be conducted October 2 for fiscal year 2023–2024. Each district is given an eleven-day window in which to establish the enrollment of its students to make certain anyone absent on the count day is included. Pupils are either counted as full-time or part-time depending on the number of scheduled hours of coursework. Part-time students are counted as a 0.5 full-time equivalent (FTE), and effective 2023–2024, the new universal preschool program also provides funding for 10 hours per week for four year olds, so the number of actual pupils counted is typically higher than the number funded.

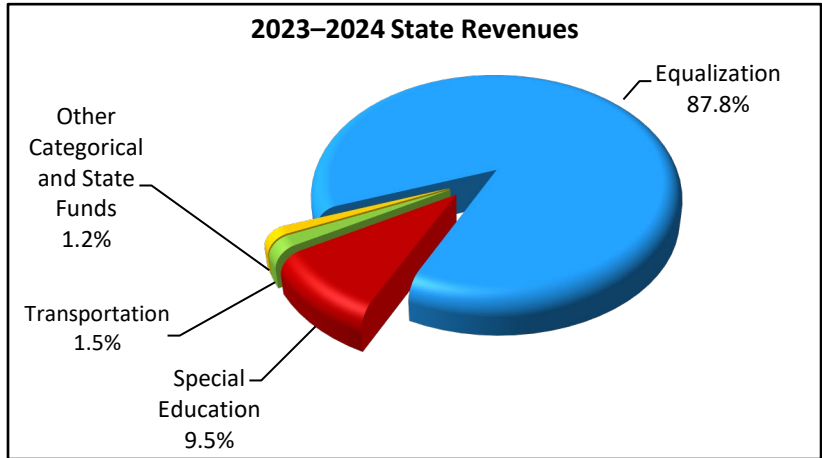
LITTLETON PUBLIC SCHOOLS

Littleton, Colorado

GENERAL FUND—REVENUE SOURCES AND TRENDS (continued)

State equalization provides a per-pupil amount based on the funded pupil count. The formula to calculate the per-pupil funding includes several factors that equalize funding by recognizing district-by-district variances in cost of living, personnel costs, district size, and number of at-risk pupils. Following a mid-year funding cut in 2009–2010, the budget stabilization factor was added to the formula in fiscal year 2010–2011 to help the state manage budgeting challenges. Since its inclusion in the formula, the budget stabilization factor has reduced the district’s funding by approximately \$169.9 million.

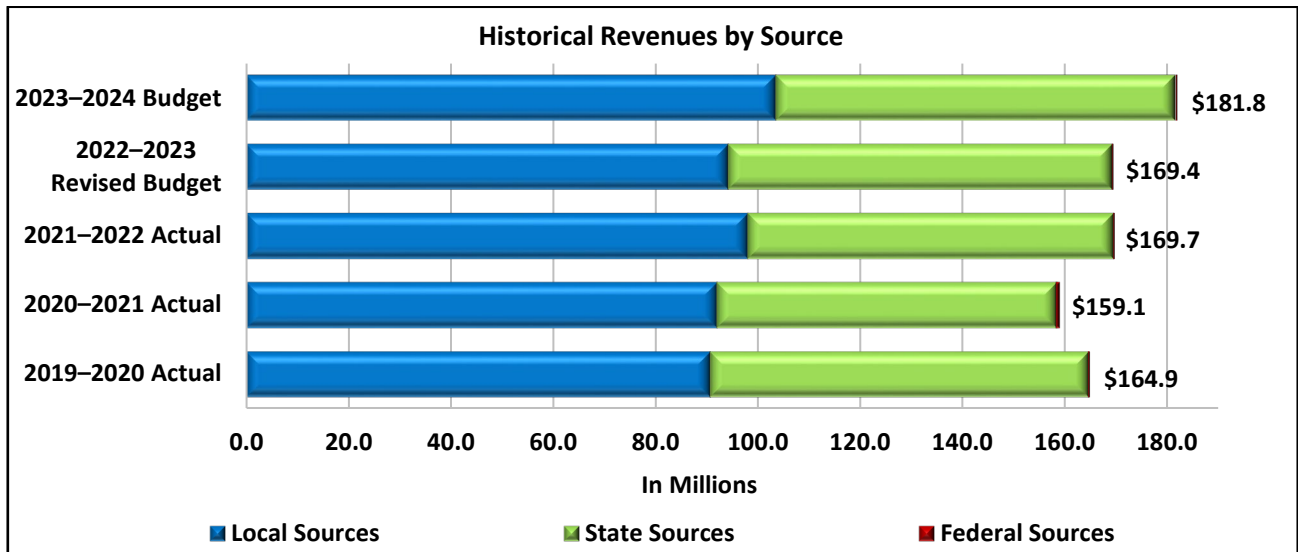
Categorical revenues, and occasionally grant revenues, are also received from the state and account for 12.2 percent of state revenues. These are funds to pay for specific programs designed to



serve particular groups of students or particular student needs. The district receives funds for all five of the primary categorical program areas. They are English language proficiency, gifted and talented education, special education, transportation, and vocational education.

Federal Sources

The federal government provides a very limited amount of funding for the district. All of the district’s federal revenue is currently distributed through Title I of the Every Student Succeeds Act (ESSA) to provide extra support for low-income students. The purpose of these funds is to ensure that all students have a fair, equal, and significant opportunity to obtain a high-quality education and reach proficiency on state academic achievement standard assessments. The district uses this funding to meet the educational needs of at-risk students in the schools where needs are greatest.



LITTLETON PUBLIC SCHOOLS
Littleton, Colorado

GENERAL FUND
BUDGETED REVENUES SUMMARY

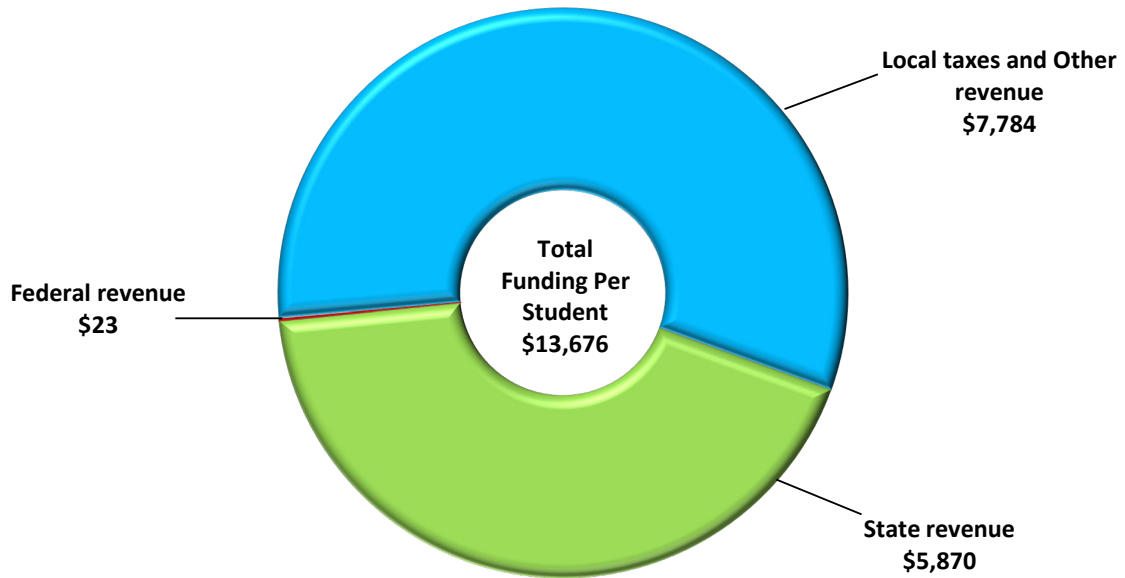
	2019–2020 Actual	2020–2021 Actual	2021–2022 Actual	Revised 2022–2023 Budget	2023–2024 Budget
Beginning Fund Balance	\$27,722,854	\$28,721,571	\$29,659,770	\$41,212,292	\$38,816,551
Revenue:					
Local sources:					
1988 Mill Levy Override	2,998,234	2,998,234	2,998,234	2,998,234	2,998,234
1997 Mill Levy Override	5,000,000	5,000,000	5,000,000	5,000,000	5,000,000
2004 Mill Levy Override	6,500,000	6,500,000	6,500,000	6,500,000	6,500,000
2010 Mill Levy Override	12,000,000	12,000,000	12,000,000	12,000,000	12,000,000
Hold harmless	2,315,347	2,315,347	2,315,347	2,315,347	2,315,347
Property taxes	49,689,535	50,824,245	55,821,539	54,063,375	60,879,610
Specific ownership taxes	7,946,959	8,974,120	8,718,252	7,314,131	7,929,760
Interest on current/delinquent taxes	82,225	49,563	76,702	58,250	100,000
Interest on investments	351,352	46,337	67,380	140,000	654,933
Facility rental fees	76,914	44,766	128,413	75,000	85,000
Parking fees	38,348	32,598	44,121	38,000	40,000
Transportation fees—other	33,776	6,855	9,989	-	-
Tuition—driver education	239,172	221,636	272,543	218,500	413,500
Tuition—from other sources	12,196	36,912	-	-	-
Instructional materials fees	646,285	635,617	728,617	750,000	750,000
Gifts to schools	1,377,114	1,281,690	1,350,742	1,060,000	1,000,000
Miscellaneous revenue	963,985	606,076	1,170,770	900,000	2,000,000
Charter revenue	458,377	485,645	449,412	517,650	525,000
Other local income	21,305	10,150	100,914	-	-
Transfers from other funds	-	-	263,995	309,256	300,561
Total local revenue	90,751,124	92,069,791	98,016,970	94,257,743	103,491,945
State sources:					
Equalization	67,591,718	60,360,383	63,964,671	67,852,321	68,514,494
Special education	3,383,803	3,436,793	4,035,132	4,794,141	7,388,594
Transportation	1,358,850	1,378,406	1,344,143	1,361,724	1,225,495
Career/technical education	710,613	504,064	335,993	556,774	615,356
ELPA	254,348	283,011	140,132	140,131	132,341
Gifted and talented	180,188	163,830	161,897	161,897	169,520
At-risk	34,589	37,167	1,372,394	-	-
Full-day kindergarten capital grant	255,156	-	-	-	-
Total state revenue	73,769,265	66,163,654	71,354,362	74,866,988	78,045,800
Federal sources:					
Grants	342,095	825,650	341,668	300,000	300,000
Total federal revenue	342,095	825,650	341,668	300,000	300,000
Total Revenues	164,862,484	159,059,095	169,713,000	169,424,731	181,837,745
 Total funds available	 \$192,585,338	 \$187,780,666	 \$199,372,770	 \$210,637,023	 \$220,654,296

LITTLETON PUBLIC SCHOOLS

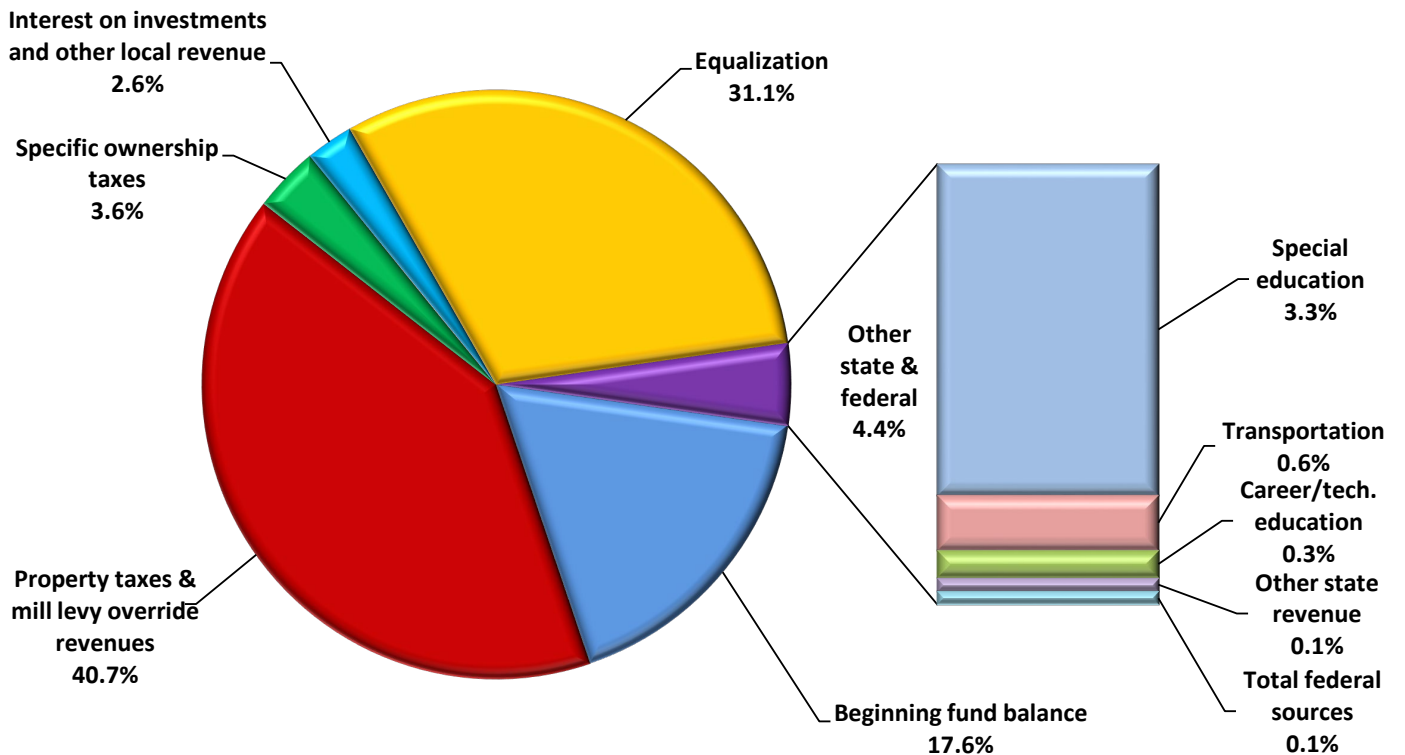
Littleton, Colorado

GENERAL FUND REVENUE GRAPHS

2023–2024 Revenue Components Per Student
(Based on Total Enrollment of 13,296)



2023–2024 General Fund—Total Funds Available

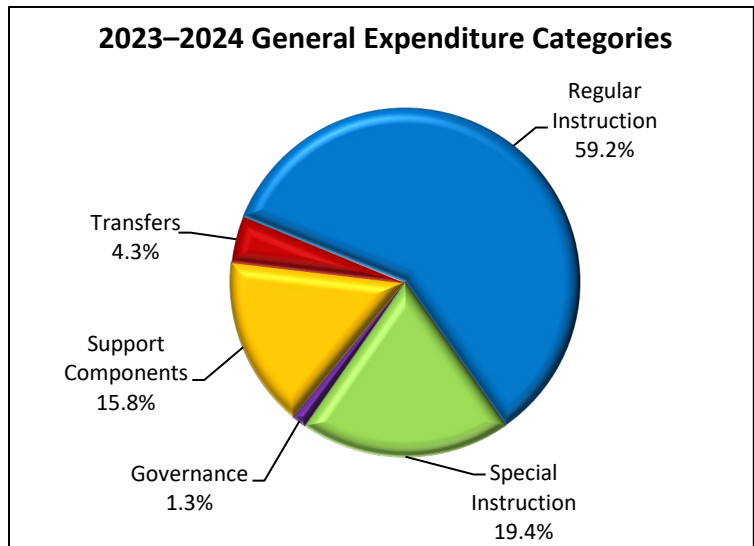


LITTLETON PUBLIC SCHOOLS

Littleton, Colorado

GENERAL FUND—EXPENDITURES OVERVIEW

The General Fund is the district’s general operating fund and is used to account for all financial transactions except those required to be accounted for in another fund. Expenditures in this fund include all costs associated with the daily operations of the district, and they are allocated first by department and/or location, which identify specific uses such as regular education, transportation, or maintenance. The district divides departments into five general categories as shown in the chart to the right.



Expenditures by Service Area

Within the general expenditure categories, expenditures are arranged into service areas that further distinguish the types of expenditures that occur within each.

- Regular Instruction includes expenditures for preschool and elementary schools, charter schools, middle schools, high schools, and districtwide fees and gifts. The expenditures consist of not only the costs associated with education of students but also the general costs of running the various buildings that house the students. Overall, in fiscal year 2023–2024, regular instruction accounts for 58.3 percent of staffing and 59.2 percent of total expenditures in the General Fund.
- Special Instruction includes expenditures for special education and career and technical education. These expenditures are comprised of not only the costs for the programs offered for students identified as having a disability and who meet state and federal eligibility requirements but also the costs for the many vocational programs the district offers for Grades 6–12. In fiscal year 2023–2024, special instruction accounts for 22.1 percent of staffing and 19.4 percent of total expenditures in the General Fund.
- Governance pertains to the expenditures of the district’s Board and Superintendent. These expenditures include expenses for strategic planning, community relations and communications services, organizational improvements, and supervision of mandates. This service area accounts for 0.4 percent of General Fund staffing and 1.3 percent of the total budgeted expenditures in fiscal year 2023–2024.
- Support Components encompass expenditures related to the centralized departments of the district that contribute to the overall efficient function of the district. These service areas are Learning Services; Human Resource Services; Safety, Security, and Operations; Transportation Services; Information and Technology Services; and Financial Services. Together, they account for the remaining 18.2 percent of General Fund staffing along with 15.8 percent of the budgeted expenditures.
- Transfers are not an actual service area, although they do comprise 4.3 percent of the budgeted 2023–2024 expenditures. In order to provide sufficient operating resources in other district funds, the General Fund supplements them in the form of transfers. The Risk Management Fund will receive a transfer of \$3,700,000 and Capital Projects Fund will receive \$2,060,000. This

LITTLETON PUBLIC SCHOOLS

Littleton, Colorado

GENERAL FUND—EXPENDITURES OVERVIEW (continued)

provides capital for general district insurance needs, annual equipment leases, and vehicle purchases. The Nutrition Services fund will receive \$116,955 to support student needs. Additionally, the General Fund will provide \$1,835,239 to the Student Athletic, Activities, and Clubs Fund in support of the many district-sponsored extracurricular activities in which students participate. This is equivalent to 45.0 percent of the total budgeted revenues in that fund.

Expenditures by Object

Within each service area, expenditures are further categorized by objects which are used to describe the general service or commodity obtained as the result of the expenditures.

- Salaries and wages are the amounts paid for personnel services rendered by both permanent and temporary school district employees, including personnel substituting for those in permanent positions. Salaries and wages account for 60.5 percent of budgeted 2023–2024 expenditures.
- Employee benefits are the amounts paid by the school district on behalf of employees. They include life and disability insurance, Medicare, Colorado Public Employees Retirement Association (PERA) retirement contributions, and health, dental, and vision insurances. In fiscal year 2023–2024, the district has allocated 21.3 percent of budgeted expenditures for benefits.
- Purchased services are services which by their nature can only be performed by individuals or companies with specialized skills and knowledge. They may or may not result in an actual product, but regardless, a service has been performed for the district. Purchased services account for 4.6 percent of the district’s 2023–2024 budgeted expenditures.
- Contracts with charter schools are considered a purchased service; however, the district shows it as a separate line item because it is a material amount. This contracted expenditure specifically reflects the revenues the district collects from the School Finance Act and the various mill levy overrides on behalf of the district’s two charter schools. These contracts account for 5.8 percent of the district’s budgeted expenditures in fiscal year 2023–2024.
- Supplies and materials reflect amounts paid for any items that are consumed, worn out, or that deteriorate through use or items that lose their identity through fabrication or incorporation into different or more complex units or substances. This includes general supplies, energy expenditures, books and periodicals, and electronic media materials. In the 2023–2024 budget, supplies and materials account for 3.2 percent of planned expenditures.
- Capital outlay refers to expenditures for the acquisition of capital assets, improvements to grounds, and the purchase of higher-cost equipment. The majority of the district’s capital outlay purchases occur in the district’s Capital Projects Fund, Building Fund, and Operations and Technology Fund, so this particular object accounts for only 0.3 percent of the 2023–2024 budgeted General Fund expenditures.
- Other expenditures are the amounts paid for goods and services not otherwise classified in the other object categories. This includes dues and fees, interest expenditures for debt, and internal services accounts, such as transportation for field trips and printing services. Because of the internal service accounts, this budgeted item is typically expressed as a negative expense.
- Transfers to other funds account for the revenue resources the district transfers from the General Fund to other funds. Together with the other expenditures object category, this accounts for the remaining 4.3 percent of the 2023–2024 budgeted expenditures.

LITTLETON PUBLIC SCHOOLS
Littleton, Colorado

GENERAL FUND
EXPENDITURES BY SERVICE AREA

	2019–2020	2020–2021	2021–2022	Revised 2022–2023	2023–2024
	Actual	Actual	Actual	Budget	Budget
Regular Instruction					
Elementary Schools and Preschool	\$37,583,183	\$35,894,353	\$36,482,823	\$39,437,766	\$40,156,374
Charter Schools	9,420,242	8,726,428	9,408,501	9,689,329	10,557,903
Middle Schools	18,246,155	18,444,028	17,702,216	19,676,043	19,315,029
High Schools	32,889,886	33,617,935	32,148,328	34,838,858	34,863,649
Districtwide Fees and Gifts	-	-	-	2,150,000	2,150,000
Subtotal	<u>98,139,466</u>	<u>96,682,744</u>	<u>95,741,868</u>	<u>105,791,996</u>	<u>107,042,955</u>
Special Instruction					
Special Education	23,825,473	24,588,699	24,208,691	26,579,873	31,198,768
Career and Technical Education	1,341,179	596,537	1,024,538	2,267,754	3,926,636
Subtotal	<u>25,166,652</u>	<u>25,185,236</u>	<u>25,233,229</u>	<u>28,847,627</u>	<u>35,125,404</u>
Governance					
Governance	2,039,776	2,094,546	2,077,874	2,348,719	2,445,209
Subtotal	<u>2,039,776</u>	<u>2,094,546</u>	<u>2,077,874</u>	<u>2,348,719</u>	<u>2,445,209</u>
Support Components at ESC					
Learning Services	10,899,797	12,042,907	12,196,409	12,107,549	11,247,469
Safety, Security, and Operations Ω	5,322,505	3,669,842	1,267,022	1,308,363	1,217,904
Human Resource Services	2,310,317	2,248,672	2,762,957	2,779,012	3,884,244
Transportation Services	6,460,733	6,017,999	6,289,336	6,949,655	6,920,566
Information and Technology Services	4,497,663	3,315,879	4,380,950	3,596,043	3,070,337
Financial Services	1,657,613	1,801,485	2,164,532	2,323,151	2,250,769
Subtotal	<u>31,148,628</u>	<u>29,096,784</u>	<u>29,061,206</u>	<u>29,063,773</u>	<u>28,591,289</u>
Transfers	7,369,246	5,061,586	6,046,302	6,212,194	7,712,194
Subtotal, expenditures and transfers	<u>163,863,768</u>	<u>158,120,896</u>	<u>158,160,479</u>	<u>172,264,309</u>	<u>180,917,051</u> ★
Fund Balance	<u>-</u>	<u>-</u>	<u>-</u>	<u>38,372,714</u>	<u>39,737,245</u>
Total Appropriation	<u>\$163,863,768</u>	<u>\$158,120,896</u>	<u>\$158,160,479</u>	<u>\$210,637,023</u>	<u>\$220,654,296</u>

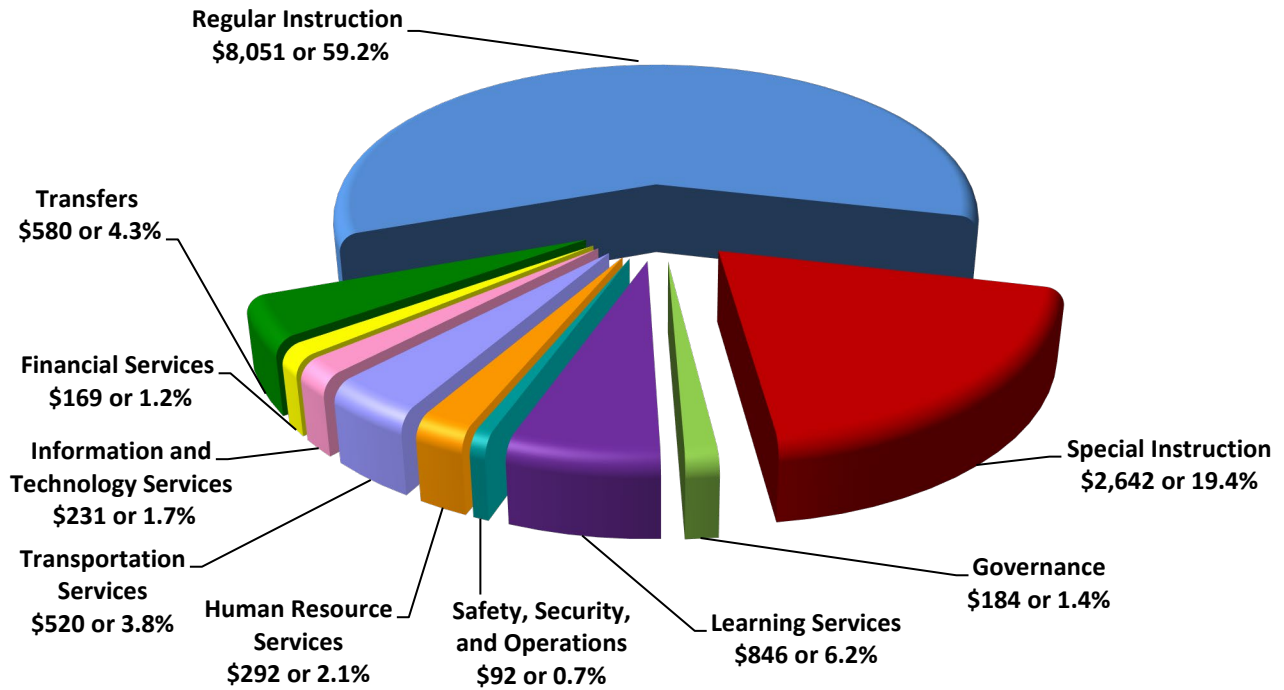
Ω The name of the department was changed from Operations, Maintenance, and Construction effective July 1, 2021, due to the creation of the Operations and Technology Fund.

★ Includes budgeted one-time spending of \$0.6 million approved by the Board.

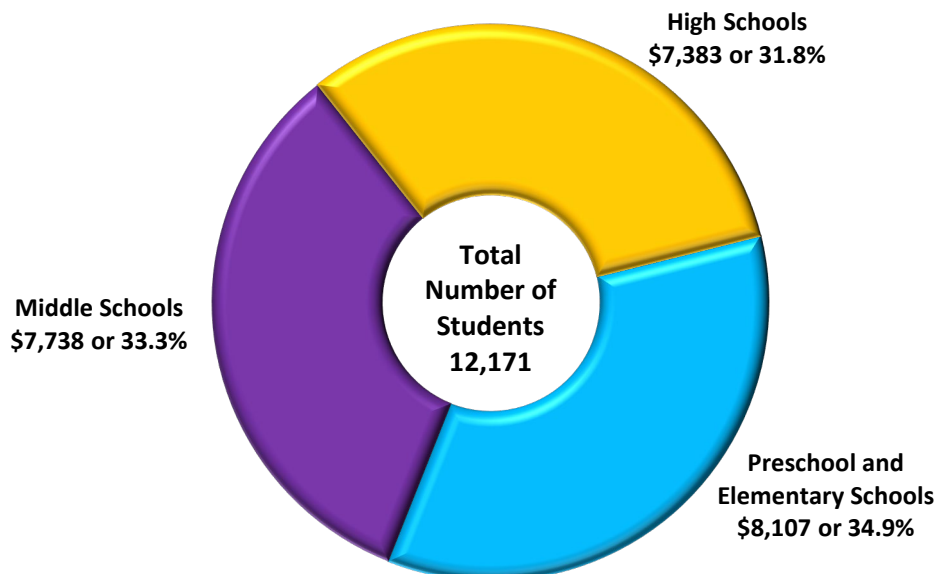
LITTLETON PUBLIC SCHOOLS Littleton, Colorado

GENERAL FUND EXPENDITURES GRAPHS

2023–2024 Expenditures by Service Area Per Student
(Based on Total Enrollment of 13,607)



2023–2024 Regular Instruction Per-Pupil Expenditures by Level
(Number of Students Net of Charter Schools, Other Programs, and Districtwide Fees and Gifts)



LITTLETON PUBLIC SCHOOLS
Littleton, Colorado

GENERAL FUND
2023–2024 BUDGET BY EXPENDITURE CATEGORY

	<u>Salaries and Wages</u>	<u>Employee Benefits</u>	<u>Purchased Services</u>	<u>Supplies/ Materials</u>
Regular Instruction				
Elementary Schools and Preschool	\$28,333,611	\$10,394,109	\$866,888	\$501,697
Charter Schools	-	-	10,557,903	-
Middle Schools	13,930,582	4,745,386	316,949	301,432
High Schools	25,095,017	8,463,652	575,541	704,809
Districtwide Fees and Gifts	-	-	-	1,900,000
Subtotal	<u>67,359,210</u>	<u>23,603,147</u>	<u>12,317,281</u>	<u>3,407,938</u>
Special Instruction				
Special Education	21,502,035	7,687,967	1,565,317	79,725
Career and Technical Education	<u>2,675,596</u>	<u>929,847</u>	<u>198,251</u>	<u>99,592</u>
Subtotal	<u>24,177,631</u>	<u>8,617,814</u>	<u>1,763,568</u>	<u>179,317</u>
Governance	<u>914,752</u>	<u>313,471</u>	<u>1,121,037</u>	<u>37,449</u>
Support Components at ESC				
Learning Services	6,940,146	2,365,496	693,472	1,232,305
Safety, Security, and Operations	843,798	292,196	53,567	15,000
Human Resource Services	1,750,961	498,943	1,598,605	29,435
Transportation Services	4,175,350	1,777,551	430,875	724,490
Information and Technology Services	1,827,626	625,422	512,711	90,950
Financial Services	<u>1,369,605</u>	<u>466,942</u>	<u>437,026</u>	<u>19,696</u>
Subtotal	<u>16,907,486</u>	<u>6,026,550</u>	<u>3,726,256</u>	<u>2,111,876</u>
Transfers	-	-	-	-
Subtotal, expenditures and transfers	<u>109,359,079</u>	<u>38,560,982</u>	<u>18,928,142</u>	<u>5,736,580</u>
Fund Balance	<u>-</u>	<u>-</u>	<u>-</u>	<u>-</u>
Total Appropriation	<u><u>\$109,359,079</u></u>	<u><u>\$38,560,982</u></u>	<u><u>\$18,928,142</u></u>	<u><u>\$5,736,580</u></u>

LITTLETON PUBLIC SCHOOLS
Littleton, Colorado

GENERAL FUND
2023–2024 BUDGET BY EXPENDITURE CATEGORY
(continued)

	<u>Capital Outlay</u>	<u>Other Expenses</u>	<u>Transfers and Fund Balance</u>	<u>Grand Totals</u>
Regular Instruction				
Elementary Schools and Preschool	\$17,500	\$42,569	\$ -	\$40,156,374
Charter Schools	-	-	-	10,557,903
Middle Schools	20,680	-	-	19,315,029
High Schools	12,380	12,250	-	34,863,649
Districtwide Fees and Gifts	250,000	-	-	2,150,000
Subtotal	<u>300,560</u>	<u>54,819</u>	-	<u>107,042,955</u>
Special Instruction				
Special Education	95,099	268,625	-	31,198,768
Career and Technical Education	21,000	2,350	-	3,926,636
Subtotal	<u>116,099</u>	<u>270,975</u>	-	<u>35,125,404</u>
Governance	<u>2,000</u>	<u>56,500</u>	-	<u>2,445,209</u>
Support Components at ESC				
Learning Services	3,900	12,150	-	11,247,469
Safety and Security Operations	13,343	-	-	1,217,904
Human Resource Services	5,000	1,300	-	3,884,244
Transportation Services	12,000	(199,700)	-	6,920,566
Information and Technology Services	12,828	800	-	3,070,337
Financial Services	3,000	(45,500)	-	2,250,769
Subtotal	<u>50,071</u>	<u>(230,950) ❖</u>	-	<u>28,591,289</u>
Transfers	-	-	7,712,194	7,712,194
Subtotal, expenditures and transfers	<u>468,730</u>	<u>151,344</u>	<u>7,712,194</u>	<u>180,917,051</u> ★
Fund Balance	<u>-</u>	<u>-</u>	<u>39,737,245</u>	<u>39,737,245</u>
Total Appropriation	<u>\$468,730</u>	<u>\$151,344</u>	<u>\$47,449,439</u>	<u>\$220,654,296</u>

❖ Includes credits for internal service revenues for field trip transportation and other indirect costs.

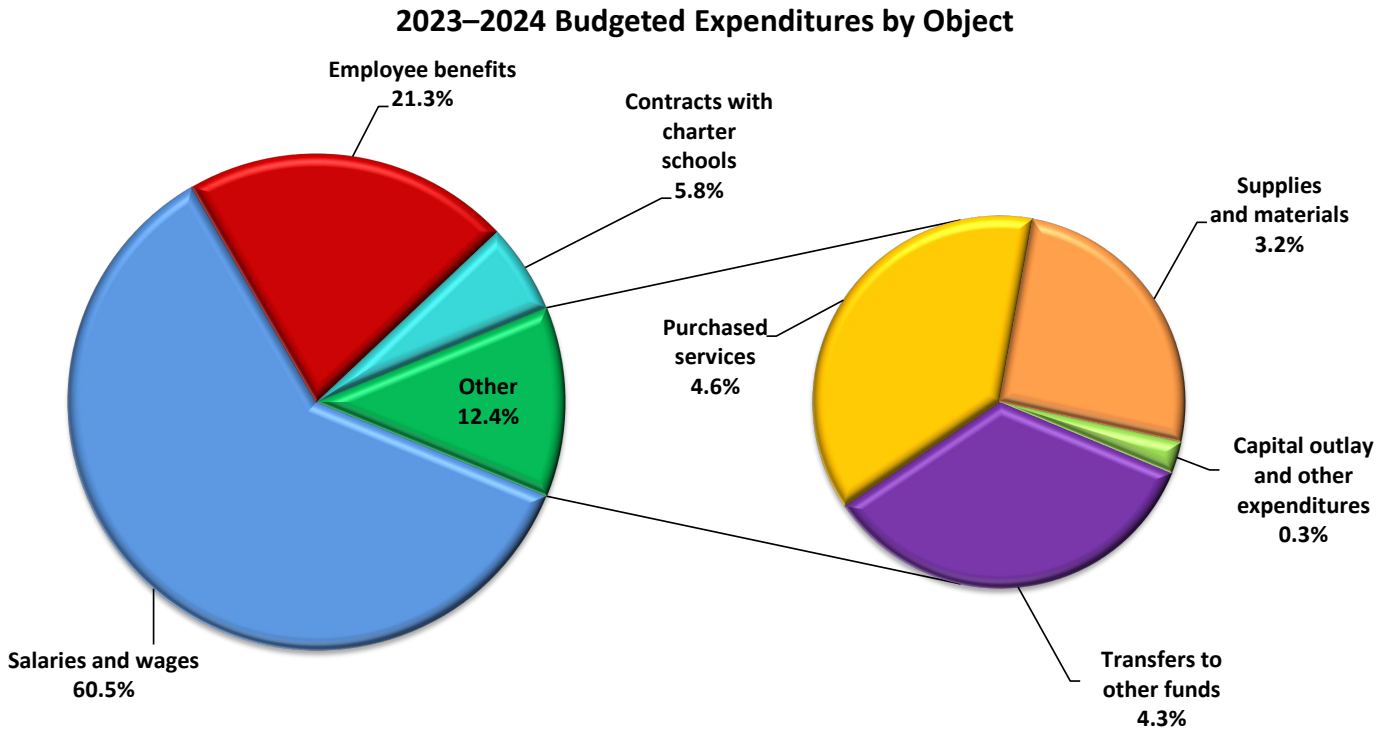
★ Includes budgeted one-time spending of \$0.6 million approved by the Board.

LITTLETON PUBLIC SCHOOLS Littleton, Colorado

GENERAL FUND EXPENDITURES BY OBJECT

	2019–2020 <u>Actual</u>	2020–2021 <u>Actual</u>	2021–2022 <u>Actual</u>	Revised 2022–2023 <u>Budget</u>	2023–2024 <u>Budget</u>
Salaries and wages	\$96,745,218	\$95,454,590	\$95,094,528	\$106,257,941	\$109,359,079
Employee benefits	33,205,070	33,421,975	32,281,157	36,123,099	38,560,982
Purchased services	9,685,348	9,020,474	8,854,426	7,212,329	8,370,239
Contracts with charter schools	9,420,242	8,726,428	9,408,501	9,689,329	10,557,903
Supplies and materials	6,249,029	5,778,315	5,329,348	6,117,408	5,736,580
Capital outlay	998,951	367,758	919,381	520,383	468,730
Other expenditures	190,664	289,770	226,836	131,626	151,344
Transfers to other funds	7,369,246	5,061,586	6,046,302	6,212,194	7,712,194
Total Expenditures	<u>\$163,863,768</u>	<u>\$158,120,896</u>	<u>\$158,160,479</u>	<u>\$172,264,309</u>	<u>\$180,917,051</u> ★

★ Includes budgeted one-time spending of \$0.6 million approved by the Board.



LITTLETON PUBLIC SCHOOLS

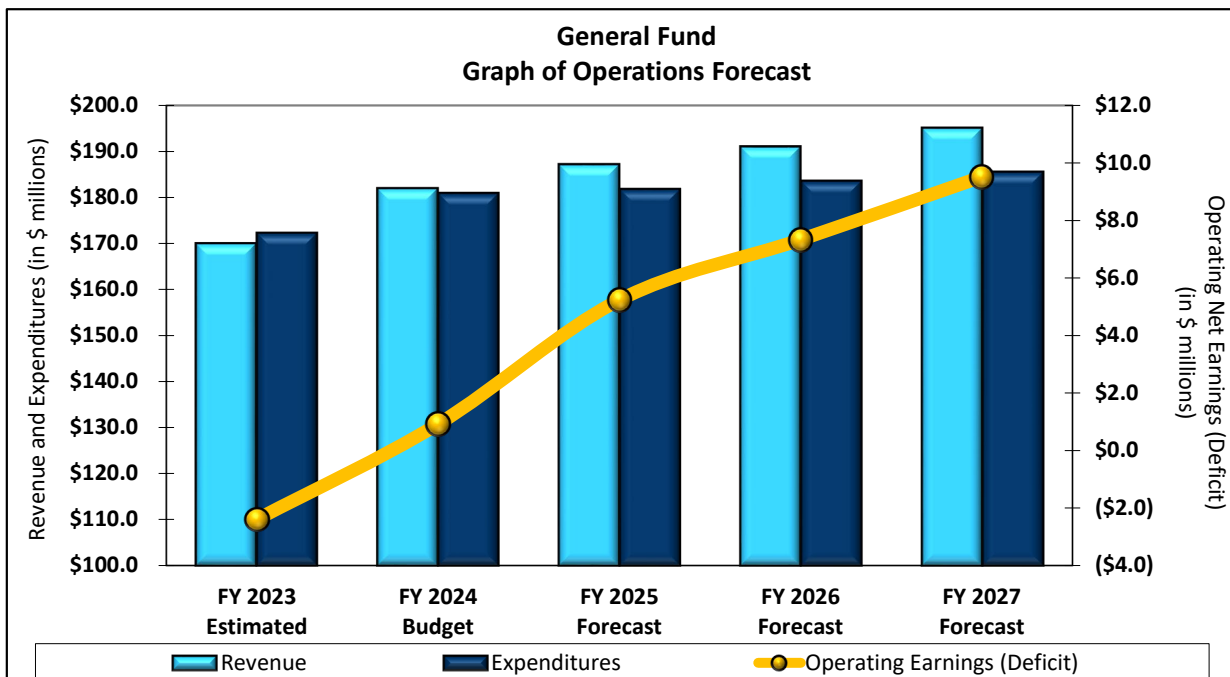
Littleton, Colorado

GENERAL FUND—FORECAST OF REVENUES, EXPENDITURES, AND ENDING FUND BALANCE

	2022–2023 <u>Estimated</u>	2023–2024 <u>Budget</u>	2024–2025 <u>Forecast</u>	2025–2026 <u>Forecast</u>	2026–2027 <u>Forecast</u>
Beginning Fund Balance	\$41,212,292	\$38,816,551	\$39,737,245	\$44,970,792	\$52,302,335
Revenue:					
Property taxes	80,821,679	89,793,191	87,972,978	89,186,179	92,279,840
Specific ownership taxes	7,805,260	7,929,760	7,387,455	7,424,392	7,461,514
Interest income	818,133	654,933	654,933	654,933	654,933
Other local income	3,063,632	4,813,500	4,849,035	4,849,035	4,849,035
State/Federal revenue	77,134,052	78,345,800	85,851,417	88,498,309	89,411,562
Transfers in	225,812	300,561	309,256	309,256	309,256
Total revenues	<u>169,868,568</u>	<u>181,837,745</u>	<u>187,025,074</u>	<u>190,922,104</u>	<u>194,966,140</u>
Expenditures:					
Salaries and wages	98,140,796	108,769,079	108,769,079 ❖	108,769,079 ❖	108,769,079 ❖
Employee benefits	36,123,099	38,560,982	38,933,267	39,461,651	40,385,375
Purchased services	8,809,333	8,370,239	8,370,239	8,370,239	8,370,239
Contract with charter schools	9,689,329	10,557,903	10,702,944	11,003,890	11,563,865
Supplies and materials	4,295,404	5,736,580	7,503,708	7,653,782	7,806,858
Capital outlay	520,383	468,730	541,407	552,235	563,230
Other expenditures	131,626	151,344	155,884	160,561	165,378
One-time major expenditures	8,342,145	590,000	-	-	-
Transfers out	6,212,194	7,712,194	6,814,999	7,619,124	7,924,602
Total expenditures	<u>172,264,309</u>	<u>180,917,051</u> ★	<u>181,791,527</u>	<u>183,590,561</u>	<u>185,548,626</u>
Ending Fund Balance	<u>\$38,816,551</u>	<u>\$39,737,245</u>	<u>\$44,970,792</u>	<u>\$52,302,335</u>	<u>\$61,719,849</u>

★ Includes budgeted one-time spending of \$0.6 million approved by the Board.

❖ Salary schedule advancement costs have not been included in the forecasting model.



LITTLETON PUBLIC SCHOOLS

Littleton, Colorado

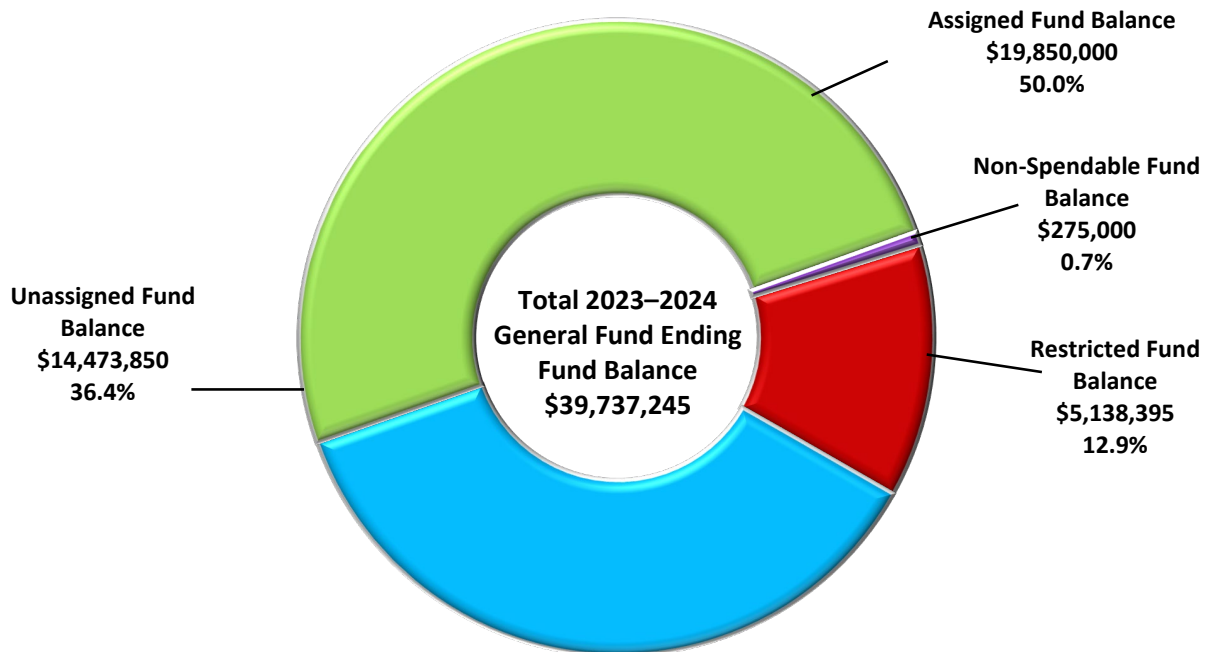
BUDGETED YEAR-END FUND BALANCE POSITION AS OF JUNE 30, 2024

	Budgeted
Beginning Fund Balance June 30, 2023	\$38,816,551
Budgeted Revenue	181,837,745
Budgeted Expenditures	180,917,051
Budgeted Ending Fund Balance June 30, 2024	\$39,737,245

Composition of Budgeted Fund Balance as of June 30, 2024

		Percent of General Fund Revenue
Unassigned Fund Balances:		
For Fiscal Stability	\$5,909,858	3.3%
Per Board Policy ✓	8,563,992	5.0%
Restricted, Committed, and Assigned Fund Balances:		
Restricted—TABOR Emergency Reserve	5,138,395	3.0%
Assigned—EPIC campus and new school startup	15,500,000	8.5%
Assigned—Encumbrances and Carry Forwards	4,350,000	2.4%
Non-Spendable Fund Balances:		
Inventory and Prepaids	275,000	0.2%
Total Fund Balance	\$39,737,245	21.9%

✓ Board of Education policy DB - Annual Budget requires the district to maintain an unassigned fund balance equivalent to 5.0 percent of the district's current fiscal year General Fund revenue budget, excluding charter school revenues.



LITTLETON PUBLIC SCHOOLS
Littleton, Colorado

GENERAL FUND
EXPENDITURES BUDGET DETAIL INTRODUCTION AND OVERVIEW

The following budget detail will allow interested readers to compare five years of expenditures on a more detailed level. Information on revenues can be found in the budget summary section. A summary page is presented for each category followed by the detailed pages included in that category. The budget detail is grouped into the following categories:

<u>Budget Detail Category</u>	<u>Initial Page</u>
Elementary Schools and Preschool	88
Middle Schools	105
High Schools	111
Special Instruction	118
Governance	123
Support Components	125

Instruction budgets at the elementary, middle, and high school levels include teachers, aides, instructional supplies, librarians, counselors, and office of the principal. Costs which are incurred to operate the school but managed centrally for cost effectiveness, i.e., information and technology services, human resources, etc., are summarized in the support components section.

The traditional line-item budget format continues to be prepared because it conforms to the format used by the CDE. The traditional budget format and the budget detail are identical in terms of the total amount. The traditional line-item budget is available for review in the offices of Financial Services.

LITTLETON PUBLIC SCHOOLS

Littleton, Colorado

ELEMENTARY SCHOOLS AND PRESCHOOL SUMMARY

Elementary education in the district is conducted at eleven learning sites and includes Grades K–5. The elementary learning sites are Centennial, Field, Ford, Gaskill, Hopkins, Lenski, Little Raven, Runyon, Sandburg, and Wilder.

Preschool education at The Village is conducted at one learning site for 126 Colorado Preschool Program (CPP) children, 115 children with disabilities, and 22 children who are enrolled as CPP with disabilities.

Per Colorado Revised Statute, 990 hours for full-time kindergarten and Grades 1–5 are the minimum scheduled hours required per year. At LPS, kindergarten and Grades 1–5 are primarily scheduled for 1,067.22 hours. Centennial and Field have increased instructional time.

Subject areas taught at the elementary level include:

Language Arts—Instruction in reading, writing, speaking, and listening/viewing skills and strategies.

Mathematics—Operations with whole numbers, decimals, fractions, money, time, geometric shapes (two- and three-dimensional), measurement (linear, weight, and volume), perimeter, area, graphing, problem solving, and communication.

Science—Earth science, life science/ecology, physical science.

Social Studies—U.S. history is the major theme and incorporates general study of U.S. history and geography concepts as well as Littleton/Centennial and Colorado geography and history.

Computers—Using computers to learn and produce work by gathering information, word processing, and connecting with others.

Health—Accident prevention and safety, community health, consumer health, environmental health, personal health, disease prevention and control, substance use and abuse, and family life.

Music—Rhythm, melody, harmony, form, expression, and music reading.

Physical Education—Instruction and application of knowledge and skills in physical fitness, movement, sports/games/recreation, and sportsmanship/citizenship.

Visual Arts—Concepts and skills in communication, history and culture, aesthetics, cognitive process, media, technique and production, and safety.

Gifted and Talented—Gifted and talented education in the district identifies needs and programs for individual academic growth and assesses the effectiveness of a differentiated curriculum.

LITTLETON PUBLIC SCHOOLS

Littleton, Colorado

ELEMENTARY SCHOOLS AND PRESCHOOL

	2019–2020	2020–2021	2021–2022	Revised 2022–2023	2023–2024
	Actual	Actual	Actual	Budget	Budget
Expenditures by School:					
The Village Preschools	\$1,692,109	\$1,028,833	\$1,243,722	\$1,665,704	\$2,075,089
Centennial Academy of Fine Arts	3,768,080	3,434,611	3,306,499	3,200,122	3,128,587
East Elementary	2,375,131	2,386,675	2,346,219	2,143,977	-
Eugene Field Elementary	2,789,848	2,806,910	2,682,197	2,834,435	2,912,036
Dr. Justina Ford Elementary	82,615	170,674	3,611,314	4,740,328	5,104,976
Gudy Gaskill Elementary	3,547,768	3,089,455	(192,814)	4,328,370	4,223,120
Highland Elementary	2,176,774	2,051,166	2,782,836	-	-
Mark Hopkins Elementary	1,971,894	1,944,846	2,271,700	2,524,070	2,772,774
Lois Lenski Elementary	3,114,690	3,065,359	2,956,212	3,958,515	3,912,276
Little Raven Elementary	2,347,178	2,317,093	2,334,150	2,679,319	3,918,363
Peabody Elementary	2,355,950	2,363,103	1,570,707	-	-
Damon Runyon Elementary	2,748,974	2,857,704	2,922,141	3,438,728	3,685,087
Carl Sandburg Elementary	2,936,654	2,838,797	3,242,302	3,912,865	4,121,506
Mark Twain Elementary	2,032,711	1,995,605	1,902,073	-	-
Laura Ingalls Wilder Elementary	3,642,807	3,543,522	3,503,565	4,011,333	4,302,560
Total expenditures	<u>\$37,583,183</u>	<u>\$35,894,353</u>	<u>\$36,482,823</u>	<u>\$39,437,766</u>	<u>\$40,156,374</u>
Expenditures by Object:					
Salaries and wages	\$26,167,960	\$25,083,377	\$26,484,616	\$28,943,681	\$28,333,611
Employee benefits	9,029,490	8,786,243	8,881,498	9,760,778	10,394,109
Purchased services	744,714	515,762	349,189	179,986	866,888
Supplies and materials	1,481,103	1,449,493	643,661	481,907	501,697
Capital outlay	56,691	36,725	91,293	22,500	17,500
Other expenditures	103,225	22,753	32,566	48,914	42,569
Total expenditures	<u>\$37,583,183</u>	<u>\$35,894,353</u>	<u>\$36,482,823</u>	<u>\$39,437,766</u>	<u>\$40,156,374</u>
Personnel (full-time equivalents):					
Administrators	17.00	16.70	23.00	22.00	20.00
Clerical	27.25	26.90	26.91	24.52	25.24
Custodians	33.89	17.35	0.14	-	0.10
Paraprofessionals	94.96	94.46	93.78	103.33	115.89
Teachers	301.31	287.76	277.24	271.72	264.16
Total personnel	<u>474.41</u>	<u>443.17</u>	<u>421.07</u>	<u>421.57</u>	<u>425.39</u>
Number of Students Served*	<u>5,579</u>	<u>4,292</u> ★	<u>4,955</u>	<u>4,958</u>	<u>4,953</u>

* Number of students served does not include students in any program or charter school not specifically referenced on this page.

★ Includes preschool and elementary school level students who were enrolled in the Preschool Online Temporary School (POTS) and Temporary Online Program for Students (TOPS) during the COVID-19 pandemic.

€ Locations closed at the end of the fiscal year. The buildings will be repurposed for other district programs and community needs.

LITTLETON PUBLIC SCHOOLS
Littleton, Colorado

THE VILLAGE PRESCHOOL AT HIGHLAND

711 E. Euclid Ave., Centennial, CO 80121
(303) 347-4525

	2019–2020	2020–2021	2021–2022	Revised 2022–2023	2023–2024
	Actual	Actual	Actual	Budget	Budget
Expenditures:					
Salaries and wages	\$1,043,895	\$650,840	\$906,214	\$1,068,466	\$1,350,634
Employee benefits	440,852	279,447	335,159	516,937	633,457
Purchased services	54,872	24,085	1,848	13,837	19,967
Supplies and materials	89,823	72,934	501	22,900	32,162
Capital outlay	-	-	-	-	-
Other expenditures	62,667	1,527	-	43,564	38,869
Total expenditures	\$1,692,109	\$1,028,833	\$1,243,722	\$1,665,704 €	\$2,075,089
Personnel (full-time equivalents):					
Administrators	1.00	0.70	1.00	1.00	1.00
Clerical	3.94	4.41	1.79	4.03	4.35
Custodians	2.38	1.25	-	-	-
Paraprofessionals	29.77	25.20	21.41	24.09	32.33
Teachers	0.51	0.27	0.48	0.66	1.00
Total personnel	37.60	31.83	24.68	29.78 €	38.68
Number of Students Served	312	179	225	263	252

€ Increased expenditures and staffing reflective of the mid-year addition of classrooms at both locations to meet the needs of newly enrolled students along with increased support staffing to maintain student/teacher ratio requirements.



LITTLETON PUBLIC SCHOOLS
Littleton, Colorado

CENTENNIAL ACADEMY of FINE ARTS EDUCATION

3306 W. Berry Ave., Littleton, CO 80123
(303) 347-4425

	2019–2020	2020–2021	2021–2022	Revised 2022–2023	2023–2024
	Actual	Actual	Actual	Budget	Budget
Expenditures:					
Salaries and wages	\$2,703,879	\$2,411,905	\$2,423,803	\$2,358,190	\$2,239,584
Employee benefits	893,820	831,929	775,458	781,558	777,388
Purchased services	43,932	48,947	33,124	18,125	72,515
Supplies and materials	122,470	136,688	65,977	38,999	35,950
Capital outlay	999	3,738	6,992	2,500	2,500
Other expenditures	2,980	1,404	1,145	750	650
Total expenditures	\$3,768,080	\$3,434,611	\$3,306,499	\$3,200,122	\$3,128,587
Personnel (full-time equivalents):					
Administrators	2.00	2.00	2.00	2.00	2.00
Clerical	1.96	2.08	2.08	1.98	1.94
Custodians	2.50	1.44	-	-	-
Paraprofessionals	5.90	5.69	6.18	6.23	6.76
Teachers	30.87	28.33	25.14	21.40	19.15
Total personnel	43.23	39.54	35.40	31.61	29.85
Number of Students Served	498	368	373	330	320



LITTLETON PUBLIC SCHOOLS

Littleton, Colorado

EAST FACILITY

5993 S. Fairfield St., Littleton, CO 80120

(303) 347-4450

	2019–2020 Actual	2020–2021 Actual	2021–2022 Actual	Revised 2022–2023 Budget	2023–2024 Budget
Expenditures:					
Salaries and wages	\$1,695,495	\$1,635,341	\$1,709,842	\$1,602,571	\$ -
Employee benefits	561,110	601,703	582,001	509,665	-
Purchased services	33,914	36,098	17,892	8,425	-
Supplies and materials	82,526	112,422	34,725	22,916	-
Capital outlay	-	-	1,075	-	-
Other expenditures	2,086	1,111	684	400	-
Total expenditures	\$2,375,131	\$2,386,675	\$2,346,219	\$2,143,977	\$ -
Personnel (full-time equivalents):					
Administrators	2.00	2.00	2.00	2.00	-
Clerical	2.02	1.77	1.77	1.75	-
Custodians	1.38	1.15	-	-	-
Paraprofessionals	6.82	5.48	3.94	3.17	-
Teachers	18.20	16.90	16.70	14.50	-
Total personnel	30.42	27.30	24.41	21.42	-
Number of Students Served	282	193	201	183	-

NOTE: East Elementary closed June 30, 2022. The building will be repurposed for community needs.

LITTLETON PUBLIC SCHOOLS
Littleton, Colorado

EUGENE FIELD ELEMENTARY

5402 S. Sherman Way, Littleton, CO 80121

(303) 347-4475

	2019–2020 Actual	2020–2021 Actual	2021–2022 Actual	Revised 2022–2023 Budget	2023–2024 Budget
Expenditures:					
Salaries and wages	\$1,948,307	\$1,941,093	\$1,927,103	\$2,080,752	\$2,070,584
Employee benefits	663,508	687,936	651,545	709,950	742,814
Purchased services	65,656	49,226	51,697	15,625	72,108
Supplies and materials	107,288	127,056	39,232	27,708	26,530
Capital outlay	1,180	500	8,746	-	-
Other expenditures	3,909	1,099	3,874	400	-
Total expenditures	\$2,789,848	\$2,806,910	\$2,682,197	\$2,834,435	\$2,912,036
Personnel (full-time equivalents):					
Administrators	2.00	2.00	2.00	2.00	2.00
Clerical	2.00	2.00	2.00	2.00	2.00
Custodians	3.00	1.50	-	-	-
Paraprofessionals	5.27	4.64	5.55	6.28	6.36
Teachers	20.51	18.81	19.70	19.16	20.15
Total personnel	32.78	28.95	29.25	29.44	30.51
Number of Students Served	289	208	279	273	286



LITTLETON PUBLIC SCHOOLS
Littleton, Colorado

DR. JUSTINA FORD ELEMENTARY

7300 S. Clermont Dr., Centennial, CO 80122
(303) 347-4400

	2019–2020 Actual	2020–2021 Actual	2021–2022 Actual	Revised 2022–2023 Budget	2023–2024 Budget
Expenditures:					
Salaries and wages	\$3,765	\$118,904	\$2,612,823	\$3,442,626	\$3,582,103
Employee benefits	1,518	38,545	862,283	1,206,560	1,332,654
Purchased services	46,629	10,715	27,253	15,689	113,807
Supplies and materials	30,703	1,529	95,934	75,453	76,412
Capital outlay	-	899	10,925	-	-
Other expenditures	-	82	2,096	-	-
Total expenditures	\$82,615	\$170,674	\$3,611,314	€ \$4,740,328 ★	\$5,104,976
Personnel (full-time equivalents):					
Administrators	-	-	2.00	2.00	2.00
Clerical	-	-	1.88	1.88	2.63
Custodians	1.50	-	-	-	-
Paraprofessionals	-	-	5.76	15.18	14.44
Teachers	-	-	28.00	37.00	37.10
Total personnel	1.50	-	37.64	€ 56.06 ★	56.17
Number of Students Served	-	-	653	€ 705	703

€ Dr. Justina Ford Elementary replaced the Ames Facility and opened in August 2021. Prior year information reflects expenditures associated with the Ames Facility prior its to closure and subsequent demolition in 2019.

★ Increased expenditures and staffing reflective of the mid-year addition of classrooms in the prior year when actual enrollment numbers exceeded projections. In 2022–2023 staffing was adjusted according to what actually occurred.



LITTLETON PUBLIC SCHOOLS

Littleton, Colorado

GUDY GASKILL ELEMENTARY SCHOOL

1603 E. Euclid Ave., Centennial, CO 80121

(303) 347-4500

	2019–2020 Actual	2020–2021 Actual	2021–2022 Actual	Revised 2022–2023 Budget	2023–2024 Budget
Expenditures:					
Salaries and wages	\$2,523,706	\$2,218,283	(\$173,051)	\$3,288,967	\$3,004,209
Employee benefits	844,613	732,931	(37,540)	972,466	1,068,863
Purchased services	65,917	33,700	14,934	13,425	95,858
Supplies and materials	106,972	102,192	2,843	51,512	52,690
Capital outlay	-	-	-	1,500	1,500
Other expenditures	6,560	2,349	-	500	-
Total expenditures	\$3,547,768	\$3,089,455	(\$192,814)	\$4,328,370 €	\$4,223,120
Personnel (full-time equivalents):					
Administrators	1.00	1.00	-	2.00	2.00
Clerical	1.50	1.50	-	2.00	2.00
Custodians	2.50	1.25	-	-	-
Paraprofessionals	6.53	7.46	-	7.31	8.52
Teachers	31.30	29.50	-	29.40	30.80
Total personnel	42.83	40.71	-	40.71 €	43.32
Number of Students Served	579	414	-	529	526

€ Gudy Gaskill Elementary replaced Franklin Elementary and opened in August 2022. Prior year information reflects expenditures associated with Franklin Elementary prior to its closure in June 2021 and subsequent demolition.



LITTLETON PUBLIC SCHOOLS
Littleton, Colorado

HIGHLAND FACILITY

711 E. Euclid Ave., Centennial, CO 80121

(303) 347-4525

	2019–2020 Actual	2020–2021 Actual	2021–2022 Actual	Revised 2022–2023 Budget	2023–2024 Budget
Expenditures:					
Salaries and wages	\$1,518,930	\$1,433,401	\$2,055,853	\$ -	\$ -
Employee benefits	499,684	492,801	678,629	-	-
Purchased services	46,291	34,869	18,682	-	-
Supplies and materials	106,876	86,584	27,724	-	-
Capital outlay	3,546	2,720	1,948	-	-
Other expenditures	1,447	791	-	-	-
Total expenditures	\$2,176,774	\$2,051,166	\$2,782,836	\$ -	\$ -
Personnel (full-time equivalents):					
Administrators	1.00	1.00	2.00	-	-
Clerical	1.63	1.63	2.00	-	-
Custodians	2.50	1.44	-	-	-
Paraprofessionals	3.51	3.16	6.46	-	-
Teachers	17.15	16.46	19.65	-	-
Total personnel	25.79	23.69	30.11	-	-
Number of Students Served	266	205	322	-	-

NOTE: This building closed in June 2022 to facilitate remodeling necessary for the planned merger of the district's two Village Early Childhood Education facilities into one location.

LITTLETON PUBLIC SCHOOLS
Littleton, Colorado

MARK HOPKINS ELEMENTARY SCHOOL

7171 S. Pennsylvania St., Centennial, CO 80122

(303) 347-4550

	2019–2020 Actual	2020–2021 Actual	2021–2022 Actual	Revised 2022–2023 Budget	2023–2024 Budget
Expenditures:					
Salaries and wages	\$1,329,987	\$1,341,627	\$1,641,643	\$1,826,030	\$1,940,360
Employee benefits	469,881	483,735	549,677	649,815	725,696
Purchased services	75,117	41,904	15,545	6,967	70,629
Supplies and materials	93,820	76,736	59,998	40,958	36,089
Capital outlay	2,057	-	3,213	-	-
Other expenditures	1,032	844	1,624	300	-
Total expenditures	\$1,971,894	\$1,944,846	\$2,271,700	\$2,524,070	\$2,772,774
Personnel (full-time equivalents):					
Administrators	1.00	1.00	1.00	1.00	1.00
Clerical	1.38	1.50	2.00	2.00	1.88
Custodians	2.25	1.19	-	-	-
Paraprofessionals	3.02	2.85	8.12	5.23	5.49
Teachers	16.90	17.22	17.50	19.80	20.10
Total personnel	24.55	23.76	28.62	28.03	28.47
Number of Students Served	292	247	339	360	360



LITTLETON PUBLIC SCHOOLS
Littleton, Colorado

LOIS LENSKI ELEMENTARY SCHOOL

6350 S. Fairfax Way, Centennial, CO 80121

(303) 347-4575

	2019–2020 Actual	2020–2021 Actual	2021–2022 Actual	Revised 2022–2023 Budget	2023–2024 Budget
Expenditures:					
Salaries and wages	\$2,198,521	\$2,185,221	\$2,178,323	\$2,947,018	\$2,779,426
Employee benefits	751,755	743,679	698,119	946,060	996,518
Purchased services	49,820	41,297	30,104	23,314	95,916
Supplies and materials	110,797	92,041	42,849	34,123	32,416
Capital outlay	-	641	3,726	5,000	5,000
Other expenditures	3,797	2,480	3,091	3,000	3,000
Total expenditures	\$3,114,690	\$3,065,359	\$2,956,212	\$3,958,515	\$3,912,276
Personnel (full-time equivalents):					
Administrators	1.00	1.00	2.00	2.00	2.00
Clerical	1.75	1.88	2.00	2.00	2.00
Custodians	2.25	1.25	-	-	-
Paraprofessionals	6.43	7.00	5.46	5.88	5.95
Teachers	28.65	27.70	25.70	29.40	27.86
Total personnel	40.08	38.83	35.16	39.28	37.81
Number of Students Served	541	446	409	500	505



LITTLETON PUBLIC SCHOOLS
Littleton, Colorado

LITTLE RAVEN ELEMENTARY

6390 S. Windermere St., Littleton, CO 80120
(303) 347-4600

	2019–2020	2020–2021	2021–2022	Revised 2022–2023	2023–2024
	Actual	Actual	Actual	Budget	Budget
Expenditures:					
Salaries and wages	\$1,635,813	\$1,606,888	\$1,686,542	\$1,960,922	\$2,802,518
Employee benefits	577,877	578,363	597,711	677,614	993,203
Purchased services	31,430	23,730	9,819	10,481	66,705
Supplies and materials	98,246	103,200	37,403	30,302	55,937
Capital outlay	1,486	1,789	576	-	-
Other expenditures	2,326	3,123	2,099	-	-
Total expenditures	\$2,347,178	\$2,317,093	\$2,334,150	\$2,679,319	\$3,918,363
Personnel (full-time equivalents):					
Administrators	1.00	1.00	1.00	2.00	2.00
Clerical	2.00	2.00	2.00	2.00	2.56
Custodians	2.25	1.19	-	-	-
Paraprofessionals	5.23	5.30	5.51	5.40	7.80
Teachers	17.80	17.61	17.50	17.90	25.00
Total personnel	28.28	27.10	26.01	27.30	37.36
Number of Students Served	322	242	262	260	446

NOTE: Moody Elementary was closed June 30, 2022, to facilitate the demolition of the structure in conjunction with the Building Fund project to replace the facility. In fiscal year 2022–2023, Moody Elementary was temporarily relocated to the Twain Facility until the new Little Raven Elementary is opened in August 2023.



LITTLETON PUBLIC SCHOOLS
Littleton, Colorado

PEABODY FACILITY

3128 E. Maplewood Ave., Centennial, CO 80121

(303) 347-4625

	2019–2020 Actual	2020–2021 Actual	2021–2022 Actual	Revised 2022–2023 Budget	2023–2024 Budget
Expenditures:					
Salaries and wages	\$1,634,285	\$1,638,149	\$1,151,377	\$ -	\$ -
Employee benefits	588,687	591,740	378,552	-	-
Purchased services	31,260	34,787	11,770	-	-
Supplies and materials	98,403	96,158	26,706	-	-
Capital outlay	1,041	830	-	-	-
Other expenditures	2,274	1,439	2,302	-	-
Total expenditures	\$2,355,950	\$2,363,103	\$1,570,707	\$ -	\$ -
Personnel (full-time equivalents):					
Administrators	1.00	1.00	1.00	-	-
Clerical	1.97	1.69	1.88	-	-
Custodians	2.25	1.13	-	-	-
Paraprofessionals	2.95	4.99	4.38	-	-
Teachers	21.78	20.24	13.30	-	-
Total personnel	29.95	29.05	20.56	-	-
Number of Students Served	379	291	156	-	-

NOTE: Peabody Elementary closed June 30, 2022. The building will be repurposed for use by other district programs and for community needs.

LITTLETON PUBLIC SCHOOLS
Littleton, Colorado

DAMON RUNYON ELEMENTARY SCHOOL

7455 S. Elati St., Littleton, CO 80120

(303) 347-4650

	2019–2020 Actual	2020–2021 Actual	2021–2022 Actual	Revised 2022–2023 Budget	2023–2024 Budget
Expenditures:					
Salaries and wages	\$1,910,539	\$2,007,330	\$2,094,306	\$2,499,423	\$2,626,201
Employee benefits	688,023	708,603	710,036	875,771	928,889
Purchased services	41,007	30,503	49,929	16,434	77,788
Supplies and materials	90,769	107,538	55,619	37,100	52,209
Capital outlay	16,211	2,412	9,392	10,000	-
Other expenditures	2,425	1,318	2,859	-	-
Total expenditures	\$2,748,974	\$2,857,704	\$2,922,141	\$3,438,728	\$3,685,087
Personnel (full-time equivalents):					
Administrators	1.00	1.00	2.00	2.00	2.00
Clerical	1.72	1.69	1.88	1.88	1.88
Custodians	2.25	1.16	-	-	-
Paraprofessionals	3.79	4.50	4.28	9.20	8.01
Teachers	24.71	24.22	22.70	24.00	25.00
Total personnel	33.47	32.57	30.86	37.08	36.89
Number of Students Served	460	370	450	466	457



LITTLETON PUBLIC SCHOOLS
Littleton, Colorado

CARL SANDBURG ELEMENTARY SCHOOL

6900 S. Elizabeth St., Centennial, CO 80122

(303) 347-4675

	2019–2020 Actual	2020–2021 Actual	2021–2022 Actual	Revised 2022–2023 Budget	2023–2024 Budget
Expenditures:					
Salaries and wages	\$2,077,703	\$2,020,785	\$2,374,161	\$2,893,321	\$2,918,065
Employee benefits	691,840	691,911	781,784	955,356	1,071,592
Purchased services	55,204	31,254	22,228	17,075	84,204
Supplies and materials	101,224	91,963	41,062	45,113	44,645
Capital outlay	7,153	749	20,007	2,000	3,000
Other expenditures	3,530	2,135	3,060	-	-
Total expenditures	\$2,936,654	\$2,838,797	\$3,242,302	\$3,912,865	\$4,121,506
Personnel (full-time equivalents):					
Administrators	1.00	1.00	2.00	2.00	2.00
Clerical	2.00	1.50	2.00	2.00	2.00
Custodians	2.25	1.13	-	-	-
Paraprofessionals	3.23	4.35	4.64	10.26	11.52
Teachers	24.15	22.80	24.45	24.80	25.30
Total personnel	32.63	30.78	33.09	39.06	40.82
Number of Students Served	441	339	468	488	488



LITTLETON PUBLIC SCHOOLS
Littleton, Colorado

TWAIN FACILITY

6901 S. Franklin St., Centennial, CO 80122

(303) 347-4700

	2019–2020 Actual	2020–2021 Actual	2021–2022 Actual	Revised 2022–2023 Budget	2023–2024 Budget
Expenditures:					
Salaries and wages	\$1,428,090	\$1,411,209	\$1,417,188	\$ -	\$ -
Employee benefits	479,443	463,397	452,649	-	-
Purchased services	43,782	34,616	6,763	-	-
Supplies and materials	77,590	85,571	23,924	-	-
Capital outlay	1,900	-	-	-	-
Other expenditures	1,906	812	1,549	-	-
Total expenditures	\$2,032,711	\$1,995,605	\$1,902,073	\$ -	\$ -
Personnel (full-time equivalents):					
Administrators	1.00	1.00	1.00	-	-
Clerical	1.50	1.50	1.75	-	-
Custodians	2.38	1.15	-	-	-
Paraprofessionals	5.06	5.06	4.64	-	-
Teachers	16.00	15.60	15.60	-	-
Total personnel	25.94	24.31	22.99	-	-
Number of Students Served	285	226	225	-	-

NOTE: Twain Elementary closed June 30, 2022. The building housed Moody Elementary students in fiscal year 2022–2023 while the old building is demolished and replaced with the new Little Raven Elementary. After that the building will be repurposed for use by other district programs and for community needs.

LITTLETON PUBLIC SCHOOLS
Littleton, Colorado

LAURA INGALLS WILDER ELEMENTARY SCHOOL

4300 W. Ponds Cir., Littleton, CO 80123

(303) 347-4750

	2019–2020 Actual	2020–2021 Actual	2021–2022 Actual	Revised 2022–2023 Budget	2023–2024 Budget
Expenditures:					
Salaries and wages	\$2,515,045	\$2,462,401	\$2,478,489	\$2,975,395	\$3,019,927
Employee benefits	876,879	859,523	865,435	959,026	1,123,035
Purchased services	59,883	40,031	37,601	20,589	97,391
Supplies and materials	163,596	156,881	89,164	54,823	56,657
Capital outlay	21,118	22,447	24,693	1,500	5,500
Other expenditures	6,286	2,239	8,183	-	50
Total expenditures	\$3,642,807	\$3,543,522	\$3,503,565	\$4,011,333	\$4,302,560
Personnel (full-time equivalents):					
Administrators	1.00	1.00	2.00	2.00	2.00
Clerical	1.88	1.75	1.88	1.00	2.00
Custodians	2.25	1.12	0.14	-	0.10
Paraprofessionals	7.45	8.78	7.45	5.10	8.71
Teachers	32.78	32.10	30.82	33.70	32.70
Total personnel	45.36	44.75	42.29	41.80	45.51
Number of Students Served	633	564	593	601	610



LITTLETON PUBLIC SCHOOLS

Littleton, Colorado

MIDDLE SCHOOLS SUMMARY

Middle school education in the district is conducted at four learning sites and includes Grades 6–8. The middle school learning sites are Euclid, Goddard, Newton, and Powell. Per Colorado Revised Statute, the required minimum scheduled hours is 1,080 hours per year. LPS currently schedules 1,102.09 hours per year.

Subject areas taught at the middle school level include:

Language Arts— Reading, writing, speaking, listening/viewing, journalism, and drama.

Mathematics—Estimation, decimals, fractions, integers, simple equations, expand knowledge of percents and geometric concepts, algebra, problem solving, and communication.

Science—Earth science, physical science, and life science.

Social Studies—World history, U.S. history through the America Revolution, economics, civics, and geography.

Computers—Keyboarding, computers, word processing, database, hypercard, and programming.

Health—Accident prevention and safety, community health, consumer health, environmental health, personal health, disease prevention and control, substance use and abuse, and family life.

Music—Vocal music, band, orchestra, and music appreciation.

Physical Education—Individual and team sports, cooperation, fitness, safety and sportsmanship, and recreational games.

Arts—Elements of design and principles of organization, media and techniques, and art appreciation.

World Language—Spanish and French.

Technology Education—Modular technology, woods, and metals.

Gifted and Talented—Gifted and talented education in the district identifies needs and programs for individual academic growth and assesses the effectiveness of a differentiated curriculum.

LITTLETON PUBLIC SCHOOLS
Littleton, Colorado

MIDDLE SCHOOLS

	2019–2020 Actual	2020–2021 Actual	2021–2022 Actual	Revised 2022–2023 Budget	2023–2024 Budget
Expenditures by School or Program:					
Euclid Middle School	\$4,489,026	\$4,689,832	\$4,639,369	\$5,243,103	\$4,908,584
Goddard Middle School	4,638,026	4,765,177	4,280,614	4,460,866	4,542,031
Isaac Newton Middle School	3,813,827	4,058,196	4,526,990	5,260,885	5,335,348
John Wesley Powell Middle School	5,305,276	4,930,823	4,255,243	4,711,189	4,529,066
Total expenditures	<u>\$18,246,155</u>	<u>\$18,444,028</u>	<u>\$17,702,216</u>	<u>\$19,676,043</u>	<u>\$19,315,029</u>
Expenditures by Object:					
Salaries and wages	\$12,624,630	\$12,836,643	\$12,772,937	\$14,617,525	\$13,930,582
Employee benefits	4,268,909	4,296,488	4,234,983	4,670,981	4,745,386
Purchased services	429,391	301,181	173,311	54,337	316,949
Supplies and materials	886,093	890,778	455,095	300,928	301,432
Capital outlay	15,287	107,661	51,911	24,680	20,680
Other expenditures	21,845	11,277	13,979	7,592	-
Total expenditures	<u>\$18,246,155</u>	<u>\$18,444,028</u>	<u>\$17,702,216</u>	<u>\$19,676,043</u>	<u>\$19,315,029</u>
Personnel (full-time equivalents):					
Administrators	12.00	12.00	12.00	12.00	12.00
Clerical	14.00	13.88	13.72	12.63	13.30
Custodians	18.00	9.00	-	-	-
Paraprofessionals	3.63	4.05	5.51	3.19	5.44
Teachers	146.09	144.66	137.58	143.39	139.00
Total personnel	<u>193.72</u>	<u>183.59</u>	<u>168.81</u>	<u>171.21</u>	<u>169.74</u>
Number of Students Served*	<u>2,913</u>	<u>2,356 ★</u>	<u>2,629</u>	<u>2,921</u>	<u>2,496</u>

* Number of students served does not include students in any program or charter school not specifically referenced on this page.

★ Includes middle school level students who were enrolled in the Temporary Online Program for Students (TOPS) during the COVID-19 pandemic.

LITTLETON PUBLIC SCHOOLS
Littleton, Colorado

EUCLID MIDDLE SCHOOL

777 W. Euclid Ave., Littleton, CO 80120

(303) 347-7800

	2019–2020 Actual	2020–2021 Actual	2021–2022 Actual	Revised 2022–2023 Budget	2023–2024 Budget
Expenditures:					
Salaries and wages	\$3,084,024	\$3,227,335	\$3,346,619	\$3,892,563	\$3,547,185
Employee benefits	1,052,161	1,088,015	1,107,101	1,247,103	1,200,209
Purchased services	99,671	102,786	47,656	16,458	79,618
Supplies and materials	247,502	266,479	129,366	71,479	70,072
Capital outlay	1,536	4,428	6,753	15,500	11,500
Other expenditures	4,132	789	1,874	-	-
Total expenditures	\$4,489,026	\$4,689,832	\$4,639,369	\$5,243,103	\$4,908,584
Personnel (full-time equivalents):					
Administrators	3.00	3.00	3.00	3.00	3.00
Clerical	4.00	4.00	4.00	4.00	4.00
Custodians	4.50	2.25	-	-	-
Paraprofessionals	1.57	1.64	2.32	1.09	1.65
Teachers	35.30	36.80	37.69	38.67	35.50
Total personnel	48.37	47.69	47.01	46.76	44.15
Number of Students Served	751	625	736	703	704



LITTLETON PUBLIC SCHOOLS
Littleton, Colorado

GODDARD MIDDLE SCHOOL

3800 W. Berry Ave., Littleton, CO 80123

(303) 347-7850

	2019–2020 Actual	2020–2021 Actual	2021–2022 Actual	Revised 2022–2023 Budget	2023–2024 Budget
Expenditures:					
Salaries and wages	\$3,194,347	\$3,322,185	\$3,092,357	\$3,301,894	\$3,305,812
Employee benefits	1,084,767	1,122,337	1,030,678	1,084,730	1,098,246
Purchased services	142,459	69,717	36,360	20,963	78,276
Supplies and materials	210,663	231,513	109,174	49,279	56,197
Capital outlay	726	16,641	5,535	3,500	3,500
Other expenditures	5,064	2,784	6,510	500	-
Total expenditures	\$4,638,026	\$4,765,177	\$4,280,614	\$4,460,866	\$4,542,031
Personnel (full-time equivalents):					
Administrators	3.00	3.00	3.00	3.00	3.00
Clerical	4.00	3.88	3.88	3.63	2.30
Custodians	4.50	2.25	-	-	-
Paraprofessionals	0.98	0.98	0.98	-	0.91
Teachers	37.45	38.46	32.64	33.41	32.50
Total personnel	49.93	48.57	40.50	40.04	38.71
Number of Students Served	744	587	570	527	490



LITTLETON PUBLIC SCHOOLS
Littleton, Colorado

ISAAC NEWTON MIDDLE SCHOOL

4001 E. Arapahoe Road, Centennial, CO 80122

(303) 347-7900

	2019–2020 Actual	2020–2021 Actual	2021–2022 Actual	Revised 2022–2023 Budget	2023–2024 Budget
Expenditures:					
Salaries and wages	\$2,623,288	\$2,842,890	\$3,256,051	\$3,896,977	\$3,797,834
Employee benefits	881,989	938,224	1,054,527	1,241,316	1,344,924
Purchased services	93,169	41,151	60,034	8,458	84,789
Supplies and materials	201,573	174,790	137,168	103,542	104,301
Capital outlay	6,854	56,239	16,033	3,500	3,500
Other expenditures	6,954	4,902	3,177	7,092	-
Total expenditures	\$3,813,827	\$4,058,196	\$4,526,990	\$5,260,885	\$5,335,348
Personnel (full-time equivalents):					
Administrators	3.00	3.00	3.00	3.00	3.00
Clerical	2.00	2.00	2.00	1.00	3.00
Custodians	4.50	2.25	-	-	-
Paraprofessionals	1.08	1.43	2.21	2.10	2.88
Teachers	30.24	32.42	36.98	39.77	39.50
Total personnel	40.82	41.10	44.19	45.87	48.38
Number of Students Served	604	511	727	772	795



LITTLETON PUBLIC SCHOOLS
Littleton, Colorado

JOHN WESLEY POWELL MIDDLE SCHOOL

8000 S. Corona Way, Littleton, CO 80122

(303) 347-7950

	2019–2020 Actual	2020–2021 Actual	2021–2022 Actual	Revised 2022–2023 Budget	2023–2024 Budget
Expenditures:					
Salaries and wages	\$3,722,971	\$3,444,233	\$3,077,910	\$3,526,091	\$3,279,751
Employee benefits	1,249,992	1,147,912	1,042,677	1,097,832	1,102,007
Purchased services	94,092	87,527	29,261	8,458	74,266
Supplies and materials	226,355	217,996	79,387	76,628	70,862
Capital outlay	6,171	30,353	23,590	2,180	2,180
Other expenditures	5,695	2,802	2,418	-	-
Total expenditures	\$5,305,276	\$4,930,823	\$4,255,243	\$4,711,189	\$4,529,066
Personnel (full-time equivalents):					
Administrators	3.00	3.00	3.00	3.00	3.00
Clerical	4.00	4.00	3.84	4.00	4.00
Custodians	4.50	2.25	-	-	-
Paraprofessionals	-	-	-	-	-
Teachers	43.10	36.98	30.27	31.54	31.50
Total personnel	54.60	46.23	37.11	38.54	38.50
Number of Students Served	814	633	596	510	507



LITTLETON PUBLIC SCHOOLS

Littleton, Colorado

HIGH SCHOOLS SUMMARY

High school education in the district is conducted at four learning sites and includes Grades 9–12. The high school learning sites are Arapahoe, Heritage, Littleton, and Options Secondary at Whitman. Per Colorado Revised Statute, the required minimum scheduled hours is 1,080 hours per year. LPS currently schedules 1,104.26 hours per year.

Subject areas taught at the high school level include:

Language Arts—English and American literature, world literature, mythology, journalism, newspaper, yearbook, speech, reading, and composition writing.

Mathematics—Algebra, advanced algebra, geometry, trigonometry, precalculus, calculus, and communication.

Science—Aeronautics, biology, botany, chemistry, earth science, experimental science, genetics, global science, microbiology, physical geology, physics, physiology, zoology, energy resource, and environment.

Social Studies—U.S. history, world history, economics, international relations, behavioral science, law, anthropology, geography, sociology, world religions, government and civics, and psychology.

Computer—Computer science I and II and advanced placement computer science.

Health—Accident prevention and safety, community health, consumer health, environmental health, personal health, disease prevention and control, substance use and abuse, and family life.

Music—Choir, orchestra, concert and wind ensemble bands, marching and jazz bands, music theory, music appreciation, and musical theater.

Physical Education—Individual and team sports, fitness, recreational games, social dance, weight training, swimming, introduction to sports medicine, and personal survival.

Art—Elements of design and principles of organization, art history, skill development, and art appreciation.

Foreign Language—Spanish, French, German, Latin, Chinese, and Japanese.

Business—Accounting, advertising and sales promotion, applied economics, business law, computer applications, consumer finance, marketing/human relations, retail, and international business.

Family and Consumer Sciences—Culinary arts, cultural foods, fashion design, food analysis, independent living, child development, interior design, teen issues, and textile arts.

Drama—Introduction to drama, drama history, acting study, technical theory, and theater company.

Gifted and Talented—Gifted and talented education in the district identifies needs and programs for individual academic growth and assesses the effectiveness of a differentiated curriculum.

Early High School—An accelerated program of core class studies for Grade 8 students only at Littleton High School with additional electives available.

LITTLETON PUBLIC SCHOOLS
Littleton, Colorado

HIGH SCHOOLS

	2019–2020	2020–2021	2021–2022	Revised 2022–2023	2023–2024
	Actual	Actual	Actual	Budget	Budget
Expenditures by School or Program:					
Arapahoe High School	\$11,925,966	\$11,820,647	\$10,754,917	\$11,180,317	\$11,418,940
Heritage High School	9,578,846	9,822,379	9,799,925	10,797,520	10,851,121
Littleton High School	8,009,368	8,468,682	7,947,377	8,765,883	8,367,133
Options Secondary at Whitman	3,375,706	3,506,227	3,646,109	4,095,138	4,226,455
Districtwide Fees and Gifts to Schools	-	-	-	2,150,000	2,150,000
Total expenditures	<u>\$32,889,886</u>	<u>\$33,617,935</u>	<u>\$32,148,328</u>	<u>\$36,988,858</u>	<u>\$37,013,649</u>
Expenditures by Object:					
Salaries and wages	\$22,602,962	\$23,314,735	\$22,952,199	\$25,576,677	\$25,095,017
Employee benefits	7,601,924	7,838,228	7,647,062	8,306,365	8,463,652
Purchased services	699,259	589,346	421,430	216,981	575,541
Supplies and materials	1,850,952	1,780,587	945,038	2,609,605	2,604,809
Capital outlay	100,155	60,172	163,053	262,380	262,380
Other expenditures	34,634	34,867	19,546	16,850	12,250
Total expenditures	<u>\$32,889,886</u>	<u>\$33,617,935</u>	<u>\$32,148,328</u>	<u>\$36,988,858</u>	<u>\$37,013,649</u>
Personnel (full-time equivalents):					
Administrators	18.00	18.00	18.00	18.00	18.44
Clerical	33.24	32.23	32.24	32.53	30.84
Custodians	30.81	15.62	-	-	-
Paraprofessionals	24.20	24.29	21.60	20.60	21.93
Teachers	256.92	255.89	245.86	240.85	235.83
Total personnel	<u>363.17</u>	<u>346.03</u>	<u>317.70</u>	<u>311.98</u>	<u>307.04</u>
Number of Students Served*	<u>5,004</u>	<u>4,511</u> ★	<u>4,804</u>	<u>5,126</u>	<u>4,722</u>

* Number of students served does not include students in any program not specifically referenced on this page.

★ Includes high school level students who were enrolled in the Temporary Online Program for Students (TOPS) during the COVID-19 pandemic.

LITTLETON PUBLIC SCHOOLS

Littleton, Colorado

ARAPAHOE HIGH SCHOOL

2201 E. Dry Creek Rd., Centennial, CO 80122

(303) 347-6000

	2019–2020 Actual	2020–2021 Actual	2021–2022 Actual	Revised 2022–2023 Budget	2023–2024 Budget
Expenditures:					
Salaries and wages	\$8,211,244	\$8,185,160	\$7,675,332	\$8,190,399	\$8,241,320
Employee benefits	2,753,008	2,746,480	2,550,066	2,714,431	2,779,722
Purchased services	263,728	225,887	135,022	56,022	179,833
Supplies and materials	674,838	647,821	329,670	217,085	215,685
Capital outlay	14,149	2,518	55,651	2,380	2,380
Other expenditures	8,999	12,781	9,176	-	-
Total expenditures	\$11,925,966	\$11,820,647	\$10,754,917	\$11,180,317	\$11,418,940
Personnel (full-time equivalents):					
Administrators	6.00	6.00	5.00	5.00	5.64
Clerical	11.98	11.17	11.12	11.37	9.47
Custodians	10.50	5.25	-	-	-
Paraprofessionals	8.61	7.95	6.93	5.52	7.25
Teachers	96.61	90.17	82.07	78.61	76.25
Total personnel	133.70	120.54	105.12	100.50	98.61
Number of Students Served	2,059	1,783	1,791	1,724	1,725



LITTLETON PUBLIC SCHOOLS
Littleton, Colorado

HERITAGE HIGH SCHOOL

1401 W. Geddes Ave., Littleton, CO 80120

(303) 347-7600

	2019–2020 Actual	2020–2021 Actual	2021–2022 Actual	Revised 2022–2023 Budget	2023–2024 Budget
Salaries and wages	\$6,523,741	\$6,859,380	\$7,000,603	\$7,897,971	\$7,803,358
Employee benefits	2,219,632	2,319,030	2,346,832	2,595,761	2,631,930
Purchased services	211,813	186,248	121,939	53,917	171,155
Supplies and materials	570,960	434,349	283,498	244,871	239,678
Capital outlay	45,290	16,273	44,537	5,000	5,000
Other expenditures	7,410	7,099	2,516	-	-
Total expenditures	\$9,578,846	\$9,822,379	\$9,799,925	\$10,797,520	\$10,851,121
Personnel (full-time equivalents):					
Administrators	5.00	5.00	6.00	6.00	5.80
Clerical	10.44	10.44	10.50	10.50	10.69
Custodians	9.75	4.87	-	-	-
Paraprofessionals	6.46	7.52	6.39	6.67	6.84
Teachers	72.54	76.11	76.06	76.07	74.50
Total personnel	104.19	103.94	98.95	99.24	97.83
Number of Students Served	1,629	1,529	1,653	1,686	1,700



LITTLETON PUBLIC SCHOOLS
Littleton, Colorado

LITTLETON HIGH SCHOOL

199 E. Littleton Blvd., Littleton, CO 80121

(303) 347-7700

	2019–2020 Actual	2020–2021 Actual	2021–2022 Actual	Revised 2022–2023 Budget	2023–2024 Budget
Expenditures:					
Salaries and wages	\$5,414,679	\$5,718,921	\$5,639,009	\$6,437,287	\$5,962,086
Employee benefits	1,831,690	1,947,833	1,904,753	2,045,703	2,042,105
Purchased services	188,490	150,633	120,515	73,749	158,134
Supplies and materials	516,011	596,824	250,323	189,144	189,808
Capital outlay	40,716	41,381	25,567	5,000	5,000
Other expenditures	17,782	13,090	7,210	15,000	10,000
Total expenditures	\$8,009,368	\$8,468,682	\$7,947,377	\$8,765,883	\$8,367,133
Personnel (full-time equivalents):					
Administrators	4.00	4.00	4.00	4.00	4.00
Clerical	8.82	8.62	8.62	8.66	8.68
Custodians	8.56	4.50	-	-	-
Paraprofessionals	7.73	7.80	7.30	7.30	5.95
Teachers	59.92	60.73	60.00	58.16	57.54
Total personnel	89.03	85.65	79.92	78.12	76.17
Number of Students Served	1,196	1,066	1,195	1,116	1,144



LITTLETON PUBLIC SCHOOLS
Littleton, Colorado

OPTIONS SECONDARY AT WHITMAN

6557 S. Acoma St., Littleton, CO 80120

(303) 347-3580

	2019–2020	2020–2021	2021–2022	Revised 2022–2023	2023–2024
	Actual	Actual	Actual	Budget	Budget
Expenditures:					
Salaries and wages	\$2,453,298	\$2,551,274	\$2,637,255	\$3,051,020	\$3,088,253
Employee benefits	797,594	824,885	845,411	950,470	1,009,895
Purchased services	35,228	26,578	43,954	33,293	66,419
Supplies and materials	89,143	101,593	81,547	58,505	59,638
Capital outlay	-	-	37,298	-	-
Other expenditures	443	1,897	644	1,850	2,250
Total expenditures	\$3,375,706	\$3,506,227	\$3,646,109	\$4,095,138	\$4,226,455
Personnel (full-time equivalents):					
Administrators	3.00	3.00	3.00	3.00	3.00
Clerical	2.00	2.00	2.00	2.00	2.00
Custodians	2.00	1.00	-	-	-
Paraprofessionals	1.40	1.02	0.98	1.11	1.89
Teachers	27.85	28.88	27.73	28.01	27.54
Total personnel	36.25	35.90	33.71	34.12	34.43
Number of Students Served	120	133	165	152	153



LITTLETON PUBLIC SCHOOLS

Littleton, Colorado

DISTRICTWIDE INSTRUCTIONAL FEES AND GIFTS TO SCHOOLS

	2019–2020 <u>Actual</u>	2020–2021 <u>Actual</u>	2021–2022 <u>Actual</u>	Revised 2022–2023 <u>Budget</u>	2023–2024 <u>Budget</u>
Expenditures:					
Supplies and materials	\$ -	\$ -	\$ -	\$1,900,000	\$1,900,000
Capital outlay	-	-	-	250,000	250,000
 Total expenditures	 <u>\$ -</u>	 <u>\$ -</u>	 <u>\$ -</u>	 <u>\$2,150,000</u>	 <u>\$2,150,000</u>

NOTE: Districtwide expenditure budgets for spending of instructional fees and gifts to schools will be allocated to the various instructional sites throughout the fiscal year as fees are collected at the respective school locations. This results in no actual expenditures in the districtwide accounts in these categories.



LPS Education Services Center

LITTLETON PUBLIC SCHOOLS

Littleton, Colorado

SPECIAL INSTRUCTION SUMMARY

Special Education

Special education programs are offered for students identified as having a disability and who meet state and federal eligibility requirements. Individual Education Programs (IEP) are developed by a legally constituted IEP team. The goal is to serve the student in the least restrictive environment possible while providing maximum interaction with typically developing peers in the general education classroom(s) and providing instruction that is aligned with the general education curriculum. Services and supports are provided on a continuum of options, from modifications and accommodations in the general education classroom to instruction in a special education setting for most of the day. The services and supports are determined by the student's IEP team and will vary depending upon the individual needs of the student. Students with suspected disabilities are referred through their school site, generally initiated by the teacher, parent, or administrator. The following programs are offered in special education.

Audiology—Staff based at the Twain Facility provide vision and hearing screenings and audiological evaluations. Screenings are done by specially trained paraprofessionals who travel to all district sites. Evaluations by the district audiologist are arranged by appointment.

Child Find—The Child Find team, based at the Twain Facility, is responsible for screening, referring, assessing, and staffing of all children birth to five years of age. Students five to twenty-one years of age who attend LPS schools are referred to their attendance area school for screening. Students who reside within district boundaries and are not attending LPS schools are referred to the LPS school of residence for screening.

DHH (Deaf and Hard of Hearing)—This preschool through Transition-age program provides services to all eligible students who are deaf or hard of hearing. The DHH staff supports students through both oral and total communication methodologies. Students are served by staff traveling to the students' schools as well as in center-based program.

Early Childhood—This program is located at The Village at Highland and provides language, motor, cognitive, and affective skill development for three- and four-year-old students with disabilities.

Mental Health Programs—Two center-based programs for students with educational and significant mental health needs are provided to middle and high school students. The Apollo program at Goddard Middle School and the Summit program at Heritage High School are available as intensive interventions for identified students. The program for elementary students with behavioral and social/emotional challenges is located at Little Raven Elementary School.

Learning Support Services-Center-Based—These K–12 programs are for students who require more intensive services for a variety of needs. The need for intensive services may be due to developmental delays, behavioral and social/emotional challenges, and needs due to functioning two to three years behind the expected level of performance in the cognitive, affective, language, motor, and/or academic areas. Programs for students with developmental delays are located at Centennial, Field, Ford, Hopkins, and Runyon elementary schools; Euclid, Goddard, Newton, and Powell middle schools; and Arapahoe, Heritage, and Littleton high schools.

Learning Support Services-Resource Programs—Each school has a building resource team to service students with disabilities. Services may be provided by special education teachers, psychologists, speech/language pathologists, and/or occupational therapists.

LITTLETON PUBLIC SCHOOLS

Littleton, Colorado

SPECIAL INSTRUCTION SUMMARY (continued)

RISE Program—The RISE Program (Reaching Independence through Structured Environments) is our elementary program for students with autism. Located at Dr. Justina Ford Elementary, this program has been specifically designed to support students with autism, needs consistent with autism disorders, or developmental disorders that impact communication and social interactions. This program opened in 2021–2022 and targets support for our youngest learners with these needs. The program design is based on evidence supporting the need for intensive early intervention, small group instruction, planned/systematic strategies and opportunities for consistent and explicit exposure to functional communication and social interaction skills daily.

SWAP (School to Work Alliance Program)—In collaboration with the Colorado Division of Vocational Rehabilitation, the SWAP program provides case management and direct services to 16- to 25-year-old students with disabilities. These students have mild to moderate needs in employment and require short-term support to become competitively employed and to make community linkages.

Nova Center—A partnership program with Catapult Learning that provides a non-traditional instructional setting for LPS students from Grades K–12. Located on the Newton Middle School campus, the Nova Center believes that the route to success for district students with emotional disabilities begins with individualized education that focuses on a high level of structure and consistency. These characteristics create a productive and positive learning environment that properly addresses internalizing and externalizing behavior issues and teaches self-regulation.

Transition Services—This program is for 18- to 21-year-old students with developmental delays. The emphasis is on vocational programming and community-based instruction. Transition planning from school to work is provided for each student. This program is based out of the Acoma Building.

Visually Impaired—Most students who are visually impaired receive services at their neighborhood schools. Centralized services are located at Centennial Academy for Fine Arts Education, Goddard Middle School, and Heritage High School.

Career and Technical Education

Career and technical education (CTE) training provides for rigorous and relevant learning while raising achievement among all students and preparing students to strengthen Colorado’s workforce and economy. Today’s generation of CTE programs are integrated with the academic courses needed to prepare students for college and career success. Many of the programs allow students the opportunity to earn college credit while still in high school. All students gain the academic knowledge and technical skills required for the best jobs in Colorado’s hottest careers, along with 21st century skill preparation.

Over two-thirds of all high school students will have participated in a CTE course or program before high school graduation. LPS has a variety of career and technical education opportunities available to middle and high school students. District programs are aligned to six pathways: aerospace, business and entrepreneurship, computer science, construction trades, future educator, health sciences, and natural resources. The district’s new Explorative Pathways for Innovative Careers (EPIC) campus houses these district CTE programs and provides space for future expansion. In addition, LPS students have the opportunity to participate in numerous out-of-district CTE programs ranging from auto technology and graphic design to criminal justice and agricultural sciences.

LITTLETON PUBLIC SCHOOLS
Littleton, Colorado

SPECIAL INSTRUCTION

	2019–2020	2020–2021	2021–2022	Revised 2022–2023	2023–2024
	Actual	Actual	Actual	Budget	Budget
Expenditures by Support Component:					
Special Education	\$23,825,473	\$24,588,699	\$24,208,691	\$26,579,873	\$31,198,768
Career and Technical Education	1,341,179	596,537	1,024,538	2,267,754 ★	3,926,636 »
Total expenditures	<u>\$25,166,652</u>	<u>\$25,185,236</u>	<u>\$25,233,229</u>	<u>\$28,847,627</u>	<u>\$35,125,404</u>
Expenditures:					
Salaries and wages	\$16,428,736	\$15,951,473	\$16,445,329	\$19,595,020	\$24,177,631
Employee benefits	5,726,066	5,793,018	5,796,148	7,030,309	8,617,814
Purchased services	2,615,249	2,984,806	2,504,040	1,676,249	1,763,568
Supplies and materials	122,210	127,055	149,457	133,050	179,317
Capital outlay	38,766	37,547	51,388	146,845	116,099
Other expenditures	235,625	291,337	286,867	266,154	270,975
Total expenditures	<u>\$25,166,652</u>	<u>\$25,185,236</u>	<u>\$25,233,229</u>	<u>\$28,847,627</u>	<u>\$35,125,404</u>
Personnel (full-time equivalents):					
Administrators	2.00	1.00	2.00	2.00	5.00
Professional/technical support	-	-	-	-	-
Clerical	2.90	2.81	2.99	5.94	10.57
Paraprofessionals	141.90	136.06	130.85	128.46	125.22
Teachers	161.51	165.02	172.00	179.35	196.63
Total personnel	<u>308.31</u>	<u>304.89</u>	<u>307.84</u>	<u>315.75</u> ★	<u>337.42</u> »

★ Increase in staffing and expenses related to program planning and building preparations for the opening of the Exploration Pathways for Innovative Careers (EPIC) campus in August 2023.

» Increase in staffing and expenses related to the opening of the Exploration Pathways for Innovative Careers (EPIC) campus in August 2023.

LITTLETON PUBLIC SCHOOLS
Littleton, Colorado

SPECIAL EDUCATION

	<u>2019–2020</u> Actual	<u>2020–2021</u> Actual	<u>2020–2021</u> Actual	<u>Revised</u> 2022–2023 Budget	<u>2023–2024</u> Budget
Expenditures:					
Salaries and wages	\$15,649,629	\$15,616,812	\$15,877,856	\$18,057,901	\$21,502,035
Employee benefits	5,466,309	5,671,695	5,608,939	6,543,920	7,687,967
Purchased services	2,387,924	2,895,710	2,330,175	1,519,853	1,565,317
Supplies and materials	68,612	94,929	78,608	80,950	79,725
Capital outlay	21,025	18,281	26,444	115,745	95,099
Other expenditures	231,974	291,272	286,669	261,504	268,625
Total expenditures	<u><u>\$23,825,473</u></u>	<u><u>\$24,588,699</u></u>	<u><u>\$24,208,691</u></u>	<u><u>\$26,579,873</u></u>	<u><u>\$31,198,768</u></u>
Personnel (full-time equivalents):					
Administrators	1.00	1.00	1.00	1.00	2.00
Professional/technical support	-	-	-	-	-
Clerical	2.40	2.31	2.36	2.31	2.31
Paraprofessionals	134.45	129.66	130.35	127.96	123.85
Teachers	161.51	165.02	165.72	168.60	175.88
Total personnel	<u><u>299.36</u></u>	<u><u>297.99</u></u>	<u><u>299.43</u></u>	<u><u>299.87</u></u>	<u><u>304.04</u></u>
Number of Students Served	<u><u>1,661</u></u>	<u><u>1,800</u></u>	<u><u>1,665</u></u>	<u><u>1,800</u></u>	<u><u>1,950</u></u>

LITTLETON PUBLIC SCHOOLS
Littleton, Colorado

CAREER AND TECHNICAL EDUCATION

	2019–2020 <u>Actual</u>	2020–2021 <u>Actual</u>	2021–2022 <u>Actual</u>	Revised 2022–2023 <u>Budget</u>	2023–2024 <u>Budget</u>
Expenditures:					
Salaries and wages	\$779,107	\$334,661	\$567,473	\$1,537,119	\$2,675,596
Employee benefits	259,757	121,323	187,209	486,389	929,847
Purchased services	227,325	89,096	173,865	156,396	198,251
Supplies and materials	53,598	32,126	70,849	52,100	99,592
Capital outlay	17,741	19,266	24,944	31,100	21,000
Other expenditures	3,651	65	198	4,650	2,350
Total expenditures	<u><u>\$1,341,179</u></u>	<u><u>\$596,537</u></u> €	<u><u>\$1,024,538</u></u>	<u><u>\$2,267,754</u></u> ★	<u><u>\$3,926,636</u></u> »
Personnel (full-time equivalents):					
Administrators	1.00	-	1.00	1.00	3.00
Professional/technical support	1.00	-	-	-	3.00
Clerical	0.50	0.50	0.63	3.63	8.26
Paraprofessionals	0.50	-	0.50	0.50	1.37
Teachers	7.45	6.40	6.28	10.75	20.75
Total personnel	<u><u>10.45</u></u>	<u><u>6.90</u></u> €	<u><u>8.41</u></u>	<u><u>15.88</u></u> ★	<u><u>36.38</u></u> »

€ Decreased expenditures and staffing due to lower enrollment attributed to the COVID-19 pandemic and differences in career and technical education learning models.

★ Increase in staffing and expenses related to program planning and building preparations for the opening of the Exploration Pathways for Innovative Careers (EPIC) campus in August 2023.

» Increase in staffing and expenses related to the opening of the Exploration Pathways for Innovative Careers (EPIC) campus in August 2023.

LITTLETON PUBLIC SCHOOLS

Littleton, Colorado

GOVERNANCE

The governance of the district includes the Board and the office of the superintendent. The Board consists of five uncompensated, elected officials. The superintendent's office consists of the superintendent and communications. It is staffed with 7.13 full-time equivalent employees.

The functions of the governance team include: strategic planning, district calendar, policies and procedures, communications, community relations, organizational improvements, supervision of mandates, Board policy manual, election planning, media relations, grant development, Board assistance, legal services, parent teacher organization (PTO), Presidents Council (PPC), District Accountability Committee, recognition programs, the Littleton Public Schools Foundation, and appointed Board study committees.

LITTLETON PUBLIC SCHOOLS
Littleton, Colorado

GOVERNANCE

	2019–2020	2020–2021	2021–2022	Revised 2022–2023	2023–2024
	<u>Actual</u>	<u>Actual</u>	<u>Actual</u>	<u>Budget</u>	<u>Budget</u>
Expenditures by Support Component:					
Board of Education	\$741,341	\$855,093	\$719,037	\$962,597	\$901,943
Office of the Superintendent	1,298,435	1,239,453	1,358,837	1,386,122	1,543,266
Total expenditures	<u><u>\$2,039,776</u></u>	<u><u>\$2,094,546</u></u>	<u><u>\$2,077,874</u></u>	<u><u>\$2,348,719</u></u>	<u><u>\$2,445,209</u></u>
Expenditures:					
Salaries and wages	\$791,603	\$794,301	\$872,080	\$810,836	\$914,752
Employee benefits	253,034	250,816	275,574	273,435	313,471
Purchased services	932,720	991,644	861,062	1,165,799	1,121,037
Supplies and materials	27,133	21,402	27,020	38,795	37,449
Capital outlay	4,490	4,024	6,194	2,000	2,000
Other expenditures	30,796	32,359	35,944	57,854	56,500
Total expenditures	<u><u>\$2,039,776</u></u>	<u><u>\$2,094,546</u></u>	<u><u>\$2,077,874</u></u>	<u><u>\$2,348,719</u></u>	<u><u>\$2,445,209</u></u>
Personnel (full-time equivalents):					
Administrators	2.00	2.00	2.00	2.00	2.00
Professional/technical support	3.00	3.00	3.50	3.50	4.00
Clerical	2.00	1.13	1.13	1.13	1.13
Total personnel	<u><u>7.00</u></u>	<u><u>6.13</u></u>	<u><u>6.63</u></u>	<u><u>6.63</u></u>	<u><u>7.13</u></u>
Number of Students Served	<u><u>14,691</u></u>	<u><u>13,912</u></u>	<u><u>13,518</u></u>	<u><u>13,278</u></u>	<u><u>13,296</u></u>

LITTLETON PUBLIC SCHOOLS

Littleton, Colorado

SUPPORT COMPONENTS

Support components at the Education Services Center (ESC) include Human Resource Services, Learning Services, Transportation Services, Information and Technology Services, Financial Services, and Safety, Security, and Operations. These components are centralized to increase efficiency throughout the district. The functions of each support component are as follows.

- **Learning Services**—Learning services including curriculum development and implementation, assessment and testing, English language proficiency, gifted and talented, special reading, child abuse reporting, students’ rights and responsibilities, discipline, home schooling, Americans With Disabilities Act compliance, driver education, truancy, foreign students, dropout prevention, summer school, innovative projects, and two alternative instructional programs: LPS Voyager and the NEXT Program.
- **Safety, Security, and Operations**—Maintain the district’s Unified Security System, including access control, video management systems, audio surveillance, duress, and mass notification systems. In addition, this department also monitor the Fire and HVAC controls for the entire district.
- **Human Resource Services**—Recruiting/hiring, personnel records, employee appraisals, employee benefits, staff development, teacher assistance teams, senior citizen tax rebate program, volunteers in schools, employee relations/negotiations, early retirement incentive, and substitute employees.
- **Transportation Services**—Pupil transportation to and from school, bus routes, field trips, bus safety, and vehicle maintenance (housed at Transportation Services Center).
- **Information and Technology Services**—Technology planning, central records, data processing, technical support (software and training), technology and audiovisual maintenance, and telecommunications.
- **Financial Services**—Accounting and auditing, budgeting, cash management, payroll, financial planning, legislative matters, insurance, purchasing, contract review, student count, and student enrollment projections.

LITTLETON PUBLIC SCHOOLS
Littleton, Colorado

SUPPORT COMPONENTS

	2019–2020	2020–2021	2021–2022	Revised 2022–2023	2023–2024
	<u>Actual</u>	<u>Actual</u>	<u>Actual</u>	<u>Budget</u>	<u>Budget</u>
Expenditures by Support Component:					
Learning Services	\$10,899,797	\$12,042,907 »	\$12,196,409	\$12,107,549	\$11,247,469
Safety, Security, and Operations Ω	5,322,505	3,669,842 *	1,267,022	1,308,363	1,217,904
Human Resource Services	2,310,317	2,248,672	2,762,957	2,779,012	3,884,244
Transportation Services	6,460,733	6,017,999	6,289,336	6,949,655	6,920,566
Information and Technology Services	4,497,663	3,315,879	4,380,950	3,596,043	3,070,337
Financial Services	1,657,613	1,801,485	2,164,532	2,323,151	2,250,769
Total expenditures	<u>\$31,148,628</u>	<u>\$29,096,784 ‡</u>	<u>\$29,061,206</u>	<u>\$29,063,773</u>	<u>\$28,591,289</u>
Expenditures by Object:					
Salaries and wages	\$18,129,327	\$17,474,061	\$15,567,367	\$16,714,202	\$16,907,486
Employee benefits	6,325,647	6,457,182	5,445,892	6,081,231	6,026,550
Purchased services	4,264,015	3,637,735	4,545,394	3,918,977	3,726,256
Supplies and materials	1,881,538	1,509,000	3,109,077	2,553,123	2,111,876
Capital outlay	783,562	121,629	555,542	61,978	50,071
Other expenditures	(235,461)	(102,823)	(162,066)	(265,738)	(230,950)
Total expenditures	<u>\$31,148,628</u>	<u>\$29,096,784 ‡</u>	<u>\$29,061,206</u>	<u>\$29,063,773</u>	<u>\$28,591,289</u>
Personnel (full-time equivalents):					
Administrators	18.70	13.60	14.70	14.50	17.00
Professional/technical support	39.91	33.50	32.45	33.25	31.82
Bus drivers	81.66	82.66	77.00	77.00	86.08
Clerical	42.47	38.47	38.71	37.57	38.82
Custodians	4.00	1.75	-	-	-
Maintenance	45.90	28.65	18.70	16.00	15.00
Paraprofessionals	40.87	45.83	47.22	52.20	48.94
Teachers	47.12	43.84	44.06	43.39	40.25
Total personnel	<u>320.63</u>	<u>288.30 *</u>	<u>272.84</u>	<u>273.91</u>	<u>277.91</u>
Number of Students Served	<u>14,691</u>	<u>13,912</u>	<u>13,518</u>	<u>13,278</u>	<u>13,296</u>

‡ Included both reductions in spending equivalent to \$4.2 million and budgeted one-time spending of \$1.0 million for school staffing support, expenditure transfers to the Operations and Technology Fund, and district-wide expenses resulting from the COVID-19 pandemic.

* Effective January 2021, Operations, Maintenance, and Construction expenditures and personnel, except security and printing services, were transferred into the Operations and Technology Fund.

» Increased cost is reflective of the Temporary Online Program for Students (TOPS) added due to the COVID-19 pandemic.

Ω The name of the department was changed from Operations, Maintenance, and Construction effective July 1, 2021, and printing services budget and personnel were shifted to the Finance Department during restructuring.

LITTLETON PUBLIC SCHOOLS
Littleton, Colorado

LEARNING SERVICES

	2019–2020	2020–2021	2021–2022	Revised 2022–2023	2023–2024
	<u>Actual</u>	<u>Actual</u>	<u>Actual</u>	<u>Budget</u>	<u>Budget</u>
Expenditures:					
Salaries and wages	\$6,447,703	\$7,755,245	\$6,249,788	\$6,939,507	\$6,940,146
Employee benefits	2,107,891	2,564,521	1,988,025	2,219,677	2,365,496
Purchased services	1,570,211	1,447,399	2,019,948	1,213,401	693,472
Supplies and materials	733,620	253,832	1,897,019	1,696,614	1,232,305
Capital outlay	28,299	16,763	32,897	20,150	3,900
Other expenditures	12,073	5,147	8,732	18,200	12,150
Total expenditures	<u><u>\$10,899,797</u></u>	<u><u>\$12,042,907</u></u> ★	<u><u>\$12,196,409</u></u>	<u><u>\$12,107,549</u></u>	<u><u>\$11,247,469</u></u>
Personnel (full-time equivalents):					
Administrators	9.70	6.00	7.50	6.50	8.00
Professional/technical support	9.75	11.70	11.70	11.00	8.99
Clerical	7.50	6.00	6.00	5.00	7.60
Paraprofessionals	19.62	19.74	21.60	22.20	17.54
Teachers	46.12	42.84	43.06	42.39	39.25
Total personnel	<u><u>92.69</u></u>	<u><u>86.28</u></u>	<u><u>89.86</u></u>	<u><u>87.09</u></u>	<u><u>81.38</u></u>
Number of Students Served	<u><u>14,691</u></u>	<u><u>13,912</u></u>	<u><u>13,518</u></u>	<u><u>13,278</u></u>	<u><u>13,296</u></u>

★ Increased cost is reflective of the Temporary Online Program for Students (TOPS) added due to the COVID-19 pandemic.

LITTLETON PUBLIC SCHOOLS
Littleton, Colorado

SAFETY, SECURITY, AND OPERATIONS Ω

	2019–2020 Actual	2020–2021 Actual	2021–2022 Actual	Revised 2022–2023 Budget	2023–2024 Budget
Expenditures:					
Salaries and wages	\$3,309,729	\$1,958,019	\$872,674	\$903,907	\$843,798
Employee benefits	1,068,195	668,972	280,153	319,006	292,196
Purchased services	537,727	480,117	14,208	60,747	53,567
Supplies and materials	467,408	615,263	67,374	10,343	15,000
Capital outlay	7,821	6,811	31,288	14,000	13,343
Other expenditures	(68,375)	(59,340)	1,325	360	-
Total expenditures	<u>\$5,322,505</u>	<u>\$3,669,842</u> *	<u>\$1,267,022</u> Ω	<u>\$1,308,363</u> ‡	<u>\$1,217,904</u>
Personnel (full-time equivalents):					
Administrators	3.20	1.60	1.00	2.00	1.00
Professional/technical support	5.66	1.75	1.00	1.50	1.00
Clerical	3.00	1.50	-	-	1.00
Custodians	3.00	1.50	-	-	-
Maintenance	35.50	17.25	6.50	8.00	8.00
Total personnel	<u>50.36</u>	<u>23.60</u> *	<u>8.50</u> Ω	<u>11.50</u> ‡	<u>11.00</u>
Number of Students Served	<u>14,691</u>	<u>13,912</u>	<u>13,518</u>	<u>13,278</u>	<u>13,296</u>

* Effective January 2021, Operations, Maintenance, and Construction expenditures and personnel, except security and printing services, were transferred into the Operations and Technology Fund.

Ω The name of the department was changed from Operations, Maintenance, and Construction effective July 1, 2021, and printing services budget and personnel were shifted to the Finance Department during restructuring.

‡ Increase of expense and FTE related to shift of operational administrative personnel out of the Operations and Technology Fund coupled with the addition of a security position.

LITTLETON PUBLIC SCHOOLS
Littleton, Colorado

HUMAN RESOURCE SERVICES

	2019–2020 Actual	2020–2021 Actual	2021–2022 Actual	Revised 2022–2023 Budget	2023–2024 Budget
Expenditures:					
Salaries and wages	\$1,259,821	\$1,246,985	\$1,660,402	\$1,687,551 ★	\$1,750,961 ★
Employee benefits	488,769	647,705	571,098	522,121	498,943
Purchased services	536,710	326,549	498,103	537,240	1,598,605 ‡
Supplies and materials	17,341	24,841	29,379	25,500	29,435
Capital outlay	5,365	292	2,905	5,000	5,000
Other expenditures	2,311	2,300	1,070	1,600	1,300
Total expenditures	\$2,310,317	\$2,248,672	\$2,762,957	\$2,779,012 Ω	\$3,884,244
Personnel (full-time equivalents):					
Administrators	2.00	2.00	2.00	2.00	3.00
Professional/technical support	3.50	3.75	3.75	2.75	4.25
Clerical	8.00	7.00	7.50	6.50	5.80
Teachers	1.00	1.00	1.00	1.00	1.00
Total personnel	14.50	13.75	14.25	12.25 Ω	14.05
Number of Students Served	14,691	13,912	13,518	13,278	13,296

★ Includes budget for districtwide vacation and sick leave payouts.

Ω Effective February 2022 payroll services' budget and personnel were shifted to the Finance Department.

‡ Includes budget for districtwide contracted substitute services.

LITTLETON PUBLIC SCHOOLS
Littleton, Colorado

TRANSPORTATION SERVICES

	<u>2019–2020</u> <u>Actual</u>	<u>2020–2021</u> <u>Actual</u>	<u>2021–2022</u> <u>Actual</u>	<u>Revised</u> <u>2022–2023</u> <u>Budget</u>	<u>2023–2024</u> <u>Budget</u>
Expenditures:					
Salaries and wages	\$3,977,174	\$3,561,943	\$3,484,297	\$4,094,015	\$4,175,350
Employee benefits	1,608,729	1,568,260	1,482,612	1,933,095	1,777,551
Purchased services	501,366	382,703	691,998	449,675	430,875
Supplies and materials	527,484	485,095	669,887	713,220	724,490
Capital outlay	13,229	51,014	119,068	9,000	12,000
Other expenditures	(167,249)	(31,016)	(158,526)	(249,350)	(199,700)
Total expenditures	<u><u>\$6,460,733</u></u>	<u><u>\$6,017,999</u></u>	<u><u>\$6,289,336</u></u>	<u><u>\$6,949,655</u></u> Ω	<u><u>\$6,920,566</u></u> ‡
Personnel (full-time equivalents):					
Administrators	1.00	1.00	1.00	1.00	2.00
Professional/technical support	3.00	1.00	1.00	1.00	1.00
Clerical	5.00	6.00	7.00	7.00	7.00
Paraprofessionals	21.25	26.09	25.62	30.00	31.40
Bus drivers	81.66	82.66	77.00	77.00	86.08
Custodians	1.00	0.25	-	-	-
Maintenance	5.00	6.00	7.00	7.00	7.00
Total personnel	<u><u>117.91</u></u>	<u><u>123.00</u></u>	<u><u>118.62</u></u>	<u><u>123.00</u></u> Ω	<u><u>134.48</u></u> ‡
Number of Students Served	<u><u>14,691</u></u>	<u><u>13,912</u></u>	<u><u>13,518</u></u>	<u><u>13,278</u></u>	<u><u>13,296</u></u>

Ω Includes additional paraprofessionals to support drivers transporting higher-needs students.

‡ Includes additional drivers to allow previously out-sourced transportation services to be handled by the district.

LITTLETON PUBLIC SCHOOLS
Littleton, Colorado

INFORMATION AND TECHNOLOGY SERVICES

	2019–2020	2020–2021	2021–2022	Revised 2022–2023	2023–2024
	Actual	Actual	Actual	Budget	Budget
Expenditures:					
Salaries and wages	\$2,166,049	\$1,709,699	\$1,847,062	\$1,841,501	\$1,827,626
Employee benefits	699,356	564,089	602,982	647,822	625,422
Purchased services	785,238	912,531	1,135,951	1,006,513	512,711
Supplies and materials	120,246	85,277	433,997	88,700	90,950
Capital outlay	726,238	43,533	360,318	10,828	12,828
Other expenditures	536	750	640	679	800
Total expenditures	<u><u>\$4,497,663</u></u>	<u><u>\$3,315,879</u></u>	<u><u>\$4,380,950</u></u>	<u><u>\$3,596,043</u></u>	<u><u>\$3,070,337</u></u> ‡
Personnel (full-time equivalents):					
Administrators	2.00	1.00	1.00	1.00	1.00
Professional/technical support	14.00	12.00	11.00	11.00	10.58
Clerical	11.47	10.47	10.21	11.57	9.92
Paraprofessionals	1.90	-	-	-	-
Maintenance	1.00	1.00	1.00	1.00	-
Total personnel	<u><u>30.37</u></u>	<u><u>24.47</u></u>	<u><u>23.21</u></u>	<u><u>24.57</u></u> Ω	<u><u>21.50</u></u> ‡
Number of Students Served	<u><u>14,691</u></u>	<u><u>13,912</u></u>	<u><u>13,518</u></u>	<u><u>13,278</u></u>	<u><u>13,296</u></u>

Ω Increased FTE results from internal reorganization of personnel.

‡ ITS maintenance personnel were transferred to the Operations & Technology Fund effective fiscal year 2023–2024.

LITTLETON PUBLIC SCHOOLS
Littleton, Colorado

FINANCIAL SERVICES

	2019–2020	2020–2021	2021–2022	Revised 2022–2023	2023–2024
	<u>Actual</u>	<u>Actual</u>	<u>Actual</u>	<u>Budget</u>	<u>Budget</u>
Expenditures:					
Salaries and wages	\$968,851	\$1,242,170	\$1,453,144	\$1,247,721	\$1,369,605
Employee benefits	352,707	443,635	521,022	439,510	466,942
Purchased services	332,763	88,436	185,186	651,401	437,026
Supplies and materials	15,439	44,692	11,421	18,746	19,696
Capital outlay	2,610	3,216	9,066	3,000	3,000
Other expenditures	(14,757)	(20,664)	(15,307)	(37,227)	(45,500)
Total expenditures	<u><u>\$1,657,613</u></u>	<u><u>\$1,801,485</u></u>	<u><u>\$2,164,532</u></u> ★	<u><u>\$2,323,151</u></u>	<u><u>\$2,250,769</u></u>
Personnel (full-time equivalents):					
Administrators	0.80	2.00	2.20	2.00	2.00
Professional/technical support	4.00	3.30	4.00	6.00	6.00
Clerical	7.50	7.50	8.00	7.50	7.50
Maintenance	4.40	4.40	4.20	-	-
Total personnel	<u><u>16.70</u></u>	<u><u>17.20</u></u>	<u><u>18.40</u></u> ★	<u><u>15.50</u></u> Ω	<u><u>15.50</u></u>
Number of Students Served	<u><u>14,691</u></u>	<u><u>13,912</u></u>	<u><u>13,518</u></u>	<u><u>13,278</u></u>	<u><u>13,296</u></u>

★ Effective July 1, 2021, printing services' budget and personnel were shifted to the Finance Department during restructuring.

Ω In October 2021 the district print shop was permanently closed, in February 2022 payroll services' budget and personnel were shifted to the Finance Department, and effective July 2022 warehouse personnel were shifted to the Operations and Technology Fund.

FINANCIAL SECTION OTHER FUNDS



THIS PAGE LEFT BLANK
INTENTIONALLY FOR
PRESENTATION PURPOSES

LITTLETON PUBLIC SCHOOLS

Littleton, Colorado

OTHER FUNDS

INTRODUCTION—OVERVIEW

State law requires each Board of Education to approve expenditures of all funds. A fund is an independent fiscal and accounting entity with a self-balancing set of accounts and with its own assets, liabilities, and fund equity, which are segregated for the purpose of conducting specific activities of the district in accordance with special regulations, restrictions, and limitations.

This section of the budget document presents all funds, other than the General Fund, for review and comparison purposes. In order, they are:

- Risk Management Fund (sub-fund of the General Fund)
- Bond Redemption Fund
- Building Fund
- Capital Projects Fund
- Operations and Technology Fund
- Designated Purpose Grants Fund
- Student Athletic, Activities, and Clubs Fund
- Nutrition Services Fund
- Extended Day Care Program Fund

While historical and budgetary financial information is provided for all funds, the nature of some funds precludes them from having forecast projections presented as well. The Designated Purpose Grants Fund does not have forecasted projections presented in this document. In the Designated Purpose Grants Fund, awarded grants are considered temporary, since the award period of each grant is finite. While the district does request and utilize some grants on an ongoing basis, the actual award amount can vary significantly from year to year. Additionally, the life of a grant is determined by the funding available to the grant itself, making the duration and awarding of grants highly unpredictable.

LITTLETON PUBLIC SCHOOLS
Littleton, Colorado

RISK MANAGEMENT FUND
(SUB-FUND OF THE GENERAL FUND)

The Risk Management Fund is a governmental fund used to account for premiums on insurance, loss control, workers’ compensation, payment of loss or damage to property, administrative insurance expenses, settled legal claims, and judgments rendered against the district for injury.

Revenues

The primary revenue for this fund is a transfer from the General Fund, with insurance reimbursements and services provided to the district’s charter schools providing the remainder. The district determines the total dollars needed based on the current and ongoing insurance expense estimates and historical trends in salary, benefit, and supplies costs.

Expenditures

While the primary expenditures in this fund are related to managing and maintaining the various insurances the district carries, this fund also supports salaries and benefits for key personnel in finance and security. Additionally, school resource officers (SROs) are supported by this fund. The following table provides an overview of the district’s insurance coverages.

Coverage Description	Carrier	Coverage Limit	Deductible	Premium
General Liability and School Leaders Errors and Omissions	Excess-of-Loss Self-Insurance Pool (ELSIP)	\$5,000,000 each occurrence \$5,000,000 aggregate limit	\$200,000	\$175,905
Property:	Travelers			\$961,781
• buildings, property, and turf		\$541,085,391	\$100,000	
• boiler and machinery		\$50,000,000	\$100,000	
• flood and earthquake		\$25,000,000	\$100,000	
Automobile physical damage	Excess-of-Loss Self-Insurance Pool (ELSIP)	\$2,000,000	\$100,000	\$31,706
Automobile liability	Excess-of-Loss Self-Insurance Pool (ELSIP)	\$5,000,000 each occurrence \$5,000,000 aggregate limit	\$200,000	\$58,635
Crime	Travelers	\$1,000,000	\$25,000	\$8,250
Fiduciary Liability	Travelers	\$1,000,000	\$10,000	\$4,675
Workers’ Compensation	Joint School Districts’ Workers’ Compensation Pool (JSDWCP)	\$1,000,000	\$550,000	\$500,000

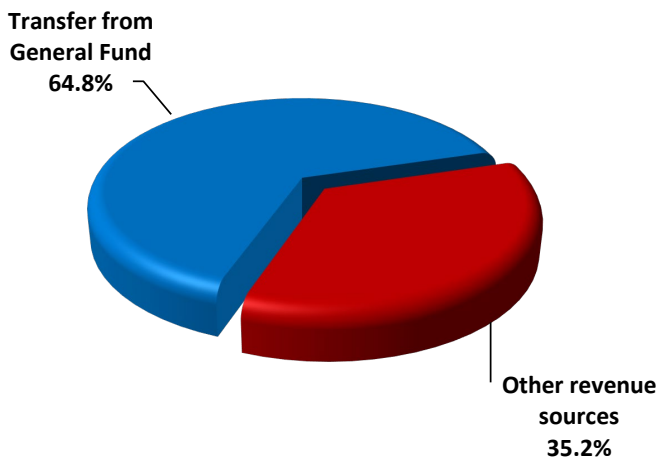
LITTLETON PUBLIC SCHOOLS

Littleton, Colorado

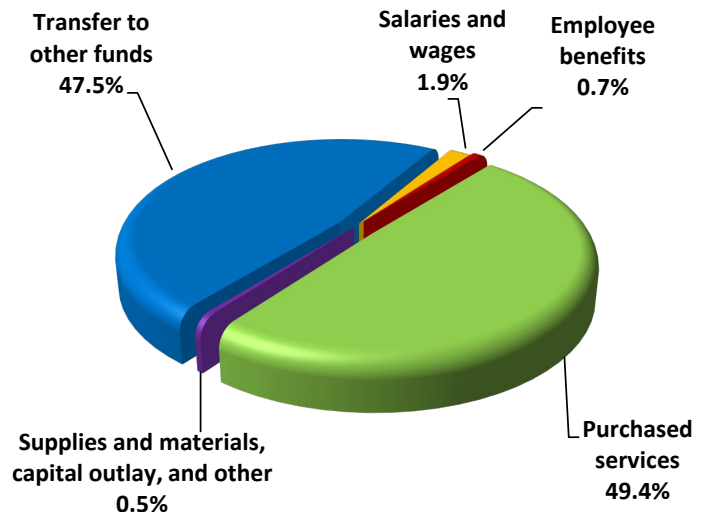
RISK MANAGEMENT FUND (SUB-FUND OF THE GENERAL FUND)

	2019–2020 Actual	2020–2021 Actual	2021–2022 Actual	Revised 2022–2023 Budget	2022–2023 Estimated	2023–2024 Budget
Revenues:						
Transfer from General Fund	\$2,771,907	\$2,272,500	\$2,500,000	\$3,000,000	\$3,000,000	\$3,700,000
Services to charter schools	\$120,731	\$117,760	\$120,799	126,536	\$120,510	126,536
Insurance reimbursements	\$508	\$724,917	\$3,237,436	10,000	\$1,810,000	1,810,000
Interest income	\$0	\$0	\$12,704	1,500	\$76,477	70,000
Total revenues	\$2,893,146	\$3,115,177	\$5,870,939	3,138,036	\$5,006,987	5,706,536
Expenditures:						
Salaries and wages	\$269,238	\$275,723	\$269,347	324,645	\$280,050	148,863
Employee benefits	\$100,342	\$98,619	\$100,075	109,443	\$101,275	56,504
Purchased services	\$2,216,992	\$1,581,459	\$3,043,608	3,044,065	\$3,351,571	3,948,405
Supplies and materials	\$12,443	\$4,336	\$13,113	20,565	\$19,565	27,500
Capital outlay	\$2,320	\$3,500	\$8,896	9,700	\$2,000	9,991
Other expenditures	\$385	\$385	\$410	500	\$500	385
Transfer to other funds	\$0	\$0	\$0	2,800,000	\$2,800,000	3,800,000
Total expenditures	\$2,601,720	\$1,964,022	\$3,435,449	6,308,918	\$6,554,961	7,991,648
Excess of revenues over (under) expenditures	\$291,426	\$1,151,155	\$2,435,490	(3,170,882)	(\$1,547,974)	(2,285,112)
Fund balance—beginning	\$1,160,542	\$1,451,968	\$2,603,123	5,038,613	\$5,038,613	3,490,639
Committed fund balance	1,451,968	2,603,123	5,038,613	1,867,731	\$3,490,639	1,205,527
Fund balance—ending	\$1,451,968	\$2,603,123	\$5,038,613	\$1,867,731	\$3,490,639	\$1,205,527
Budget Appropriation				\$8,176,649		\$9,197,175

2023–2024 Budgeted Revenue



2023–2024 Budgeted Expenditures

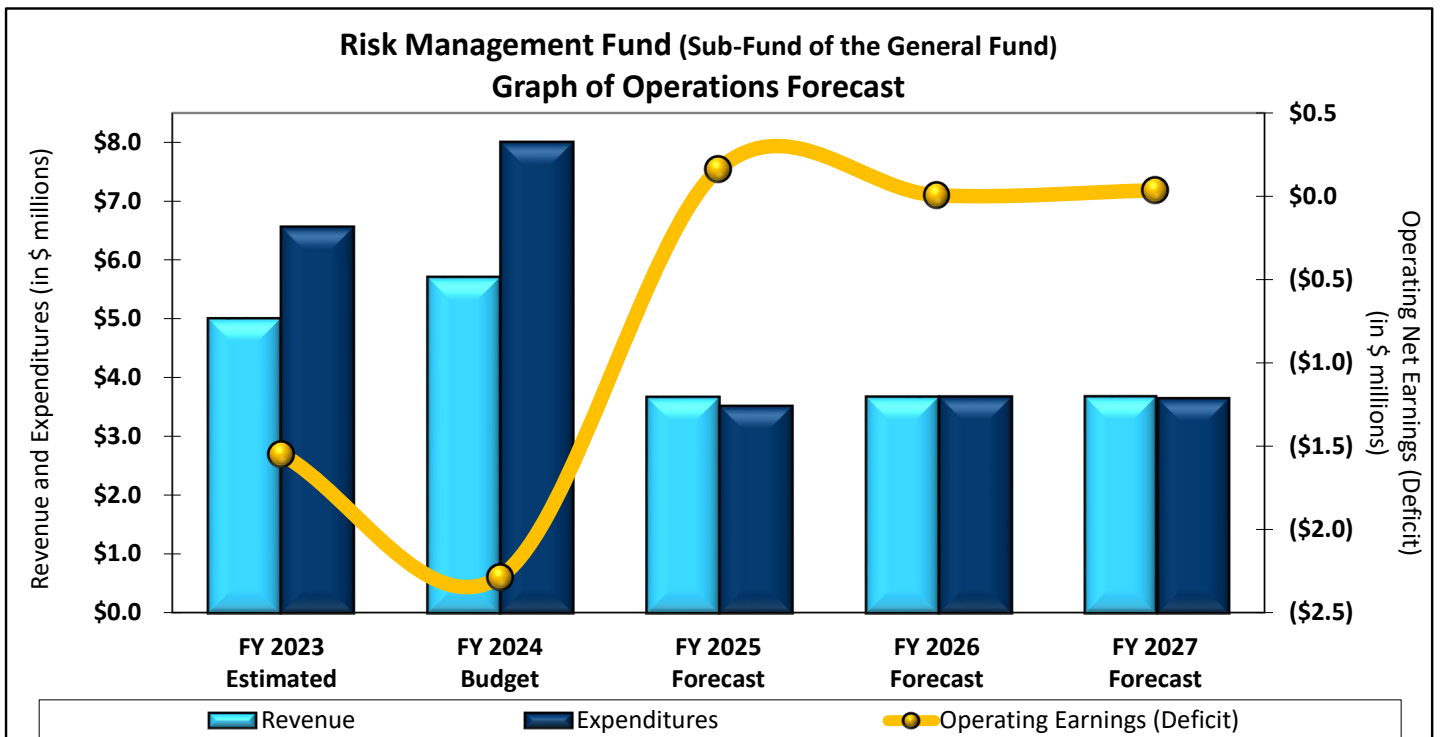


LITTLETON PUBLIC SCHOOLS
Littleton, Colorado

RISK MANAGEMENT FUND
(SUB-FUND OF THE GENERAL FUND)

FORECAST OF REVENUES, EXPENDITURES, AND ENDING FUND BALANCE

	2022–2023 Estimated	2023–2024 Budget	2024–2025 Forecast	2025–2026 Forecast	2026–2027 Forecast
Beginning Fund Balance	\$5,038,613	\$3,490,639	\$1,205,527	\$1,366,704	\$1,372,751
Revenue:					
Transfer from General Fund	3,000,000	3,700,000	3,500,000	3,500,000	3,500,000
Services to charter schools	120,510	126,536	129,067	131,648	134,281
Insurance reimbursements	1,810,000	1,810,000	10,000	10,000	10,000
Interest income	76,477	70,000	42,000	42,000	42,000
Total revenues	<u>5,006,987</u>	<u>5,706,536</u>	<u>3,681,067</u>	<u>3,683,648</u>	<u>3,686,281</u>
Expenditures:					
Salaries and wages	280,050	148,863	154,073	159,466	161,942
Employee benefits	101,275	56,504	58,482	60,529	62,648
Purchased services	3,351,571	3,948,405	1,268,081	1,417,189	1,384,462
Supplies and materials	19,565	27,500	28,463	29,317	30,196
Capital outlay	2,000	9,991	10,291	10,600	10,918
Other expenditures	500	385	500	500	500
Transfer out	2,800,000	3,800,000	2,000,000	2,000,000	2,000,000
Total expenditures	<u>6,554,961</u>	<u>7,991,648</u>	<u>3,519,890</u>	<u>3,677,601</u>	<u>3,650,666</u>
Ending Fund Balance	<u>\$3,490,639</u>	<u>\$1,205,527</u>	<u>\$1,366,704</u>	<u>\$1,372,751</u>	<u>\$1,408,366</u>



LITTLETON PUBLIC SCHOOLS
Littleton, Colorado

DEBT SERVICE FUND

The governmental funds in this category are used to account for the accumulation of resources and payments of long-term debt used to finance governmental activities involved with capital construction and acquisition. The district operates one debt service fund.

Bond Redemption Fund

The Bond Redemption Fund is used to account for property taxes levied, investment income, and bond premiums to provide for payment of general long-term debt principal retirement, semi-annual interest, and related fees. This fund provides revenues based on a property tax mill set by the Board to satisfy the district’s bonded indebtedness on an annual basis. This fund is required by Colorado Revised Statute (C.R.S.) 22–45–103(b).

In accordance with Colorado Revised Statute (C.R.S.) 22–42–104(a) and (b), two calculation options for determining the legal debt limit are available to the district. The district is allowed to use whichever calculation is greater. The computation the district utilizes calculates actual property valuation, shown below in Table 1, making the legal debt margin for the district \$1,089,260,483 as of June 30, 2024.

Legal Debt Margin Calculation—Table 1

Estimated Actual Valuation at June 30, 2024	\$23,901,694,654
Times—Limitation Percent	<u> x 6%</u>
Legal Debt Limit	1,434,101,679
Less—Projected Outstanding Bonded Debt	<u> 344,841,196</u>
Projected Legal Debt Margin at June 30, 2024	<u><u>\$1,089,260,483</u></u>

LITTLETON PUBLIC SCHOOLS

Littleton, Colorado

BOND REDEMPTION FUND

Revenues

The revenue for the Bond Redemption Fund is property tax revenue and the interest earnings on these tax revenues between time of collection and payment of debt. The projected mill levy for 2024 is 17.355 mills based on an estimated assessed valuation of \$2,149,787,478. The 2023 mill levy was 17.769 mills. Spending for general obligation bonds debt service and property taxation to generate revenue to cover the debt service are considered exempt from TABOR amendment limitations because the current bonded indebtedness was approved by the voters in elections.

Expenditures

This fund has expenditures of principal, interest, and service fees for the following general obligation bond issuances.

- 2013 series dated December 4, 2013
- 2014 series dated December 11, 2014
- 2015 series dated October 6, 2015
- 2019 series dated January 10, 2019
- 2020 refunding series dated October 20, 2020

Outstanding indebtedness at June 30, 2023, is \$364,166,196, with final maturity scheduled for December 1, 2043. Taxes collected in the spring must be used to pay the June and December debt payments of the same calendar year. At the end of the district's fiscal year, June taxes have been collected but the second calendar debt payment has not been made. The ending fund balance represents tax revenues earned and saved to make the December principal and interest payments. The net bonded debt per capita at July 1, 2023, is estimated at \$3,695. The district may redeem callable bonds prior to maturity.

Ten-Year Overview of District Debt Obligations			
Fiscal Year Ended	Principal	Interest	Total
6/30/24	19,325,000	18,171,350	37,496,350
6/30/25	20,290,000	17,190,050	37,480,050
6/30/26	21,952,616	17,179,234	39,131,850
6/30/27	20,595,000	15,297,650	35,892,650
6/30/28	23,170,000	14,203,600	37,373,600
6/30/29	24,390,000	12,951,438	37,341,438
6/30/30	10,965,000	12,045,275	23,010,275
6/30/31	11,495,000	11,479,350	22,974,350
6/30/32	12,095,000	10,859,450	22,954,450
6/30/33	12,730,000	10,207,038	22,937,038

General Obligation Bonds	Outstanding Principal Balance as of June 30, 2023	Outstanding Principal Balance as of June 30, 2024
2013 Bond Series	\$50,000,000	\$50,000,000
2014 Bond Series	17,000,000	17,000,000
2015 Bond Series	15,626,196	15,626,196
2019 Bond Series	266,380,000	254,450,000
2020 Bond Series	<u>15,160,000</u>	<u>7,765,000</u>
Total Bonds	<u>\$364,166,196</u>	<u>\$344,841,196</u>

Bond Rating Information

Moody's Investor Service assigned an underlying Aa2 rating to the bonds reflecting the district's large, built-out, and affluent tax base located within the Denver metropolitan area and the district's sound financial operations and healthy reserve levels as well as manageable debt burden. An enhanced Aa2 rating was also assigned based on the Colorado School District Enhancement Program and its strong program oversight. Additionally, Standard & Poor's Rating Services assigned an AA rating to LPS.

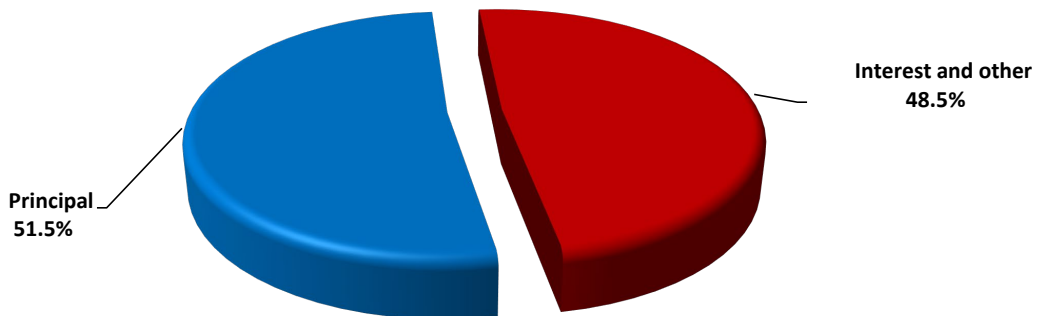
LITTLETON PUBLIC SCHOOLS

Littleton, Colorado

BOND REDEMPTION FUND

	2019–2020 Actual	2020–2021 Actual	2021–2022 Actual	Revised 2022–2023 Budget	2022–2023 Estimated	2023–2024 Budget
Revenues and other financing sources:						
Property taxes	\$37,243,580	\$35,658,881	\$35,364,194	\$38,102,579	\$38,102,579	\$37,164,458
Refunding bond proceeds	-	29,813,234	-	-	-	-
Interest income	315,562	23,355	54,883	137,250	633,262	626,934
Total revenues	37,559,142	65,495,470	35,419,077	38,239,829	38,735,841	37,791,392
Expenditures and other uses:						
Principal	6,230,000	10,310,000	19,949,350	18,405,000	18,405,000	19,325,000
Interest	21,359,537	20,079,645	14,985,000	19,114,600	19,114,600	18,171,351
Trustee bank fees	18,674	5,221	6,349	16,000	25,142	29,800
Escrow payment to refund bonds	-	36,119,466	-	-	-	-
Costs of issuance and discounts	-	232,172	-	-	-	-
Total expenditures	27,608,211	66,746,504	34,940,699	37,535,600	37,544,742	37,526,151
Excess of revenues over (under) expenditures	9,950,931	(1,251,034)	478,378	704,229	1,191,099	265,241
Fund balance—beginning	22,669,254	32,620,185	31,369,151	31,847,529	31,847,529	33,038,628
Restricted fund balance	32,620,185	31,369,151	31,847,529	32,551,758	33,038,628	33,303,869
Fund balance—ending	\$32,620,185	\$31,369,151	\$31,847,529	\$32,551,758	\$33,038,628	\$33,303,869
Budget Appropriation				\$70,087,358		\$70,830,020
Mill Levy	14.642	18.126	17.043	18.097	17.769	17.355
Assessed Valuation (in millions of dollars)	\$1,975.3	\$1,964.0	\$2,079.0	\$2,120.6	\$2,047.4	\$2,149.8

2023–2024 Expenditures and Other Uses



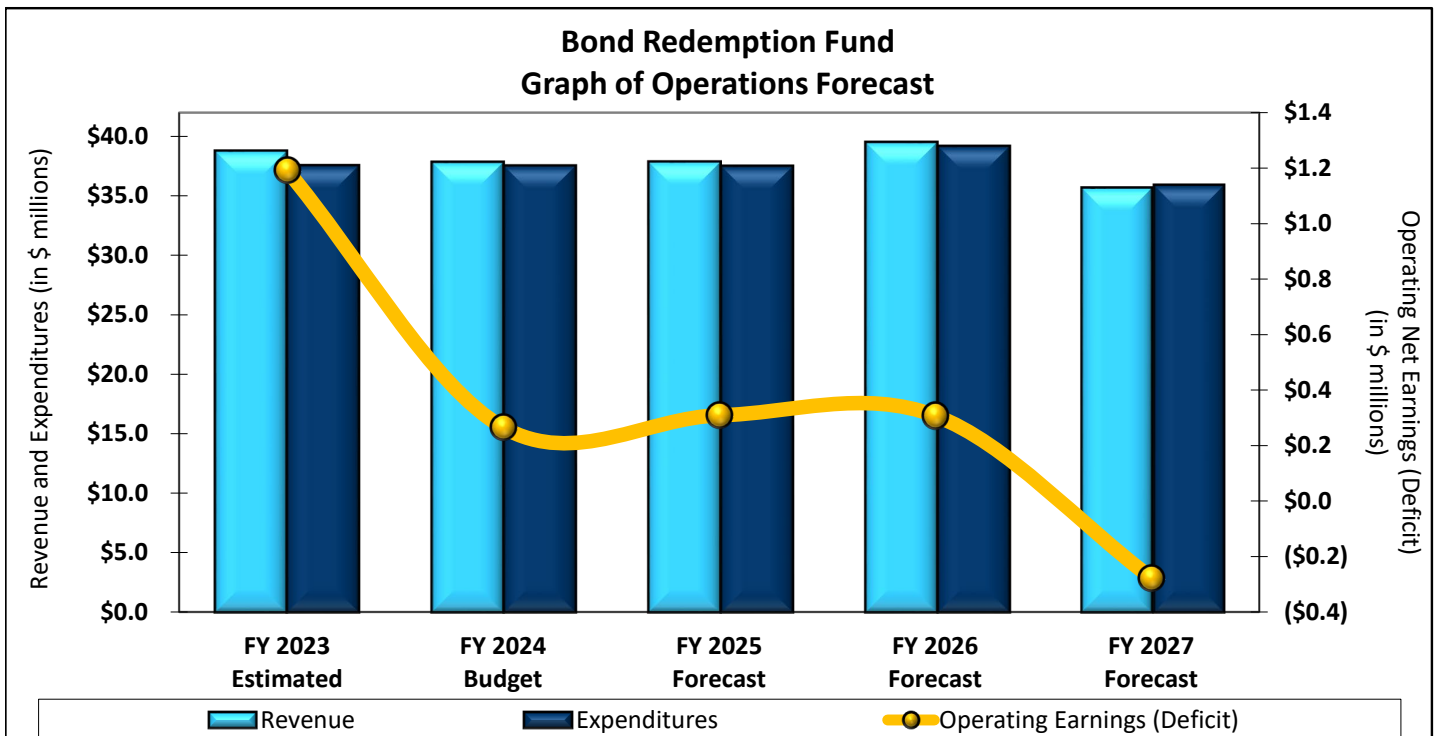
LITTLETON PUBLIC SCHOOLS

Littleton, Colorado

BOND REDEMPTION FUND

FORECAST OF REVENUES, EXPENDITURES, AND ENDING FUND BALANCE

	2022–2023 Estimated	2023–2024 Budget	2024–2025 Forecast	2025–2026 Forecast	2026–2027 Forecast
Beginning Fund Balance	\$31,847,529	\$33,038,628	\$33,303,869	\$33,612,630	\$33,920,336
Revenue:					
Property taxes	38,102,579	37,164,458	37,443,611	39,094,356	35,270,183
Earnings on investments	633,262	626,934	375,000	375,000	375,000
Total revenues	<u>38,735,841</u>	<u>37,791,392</u>	<u>37,818,611</u>	<u>39,469,356</u>	<u>35,645,183</u>
Expenditures:					
Principal	18,405,000	19,325,000	20,290,000	21,952,616	20,595,000
Interest	19,114,600	18,171,351	17,190,050	17,179,234	15,297,650
Trustee bank fees	25,142	29,800	29,800	29,800	29,800
Total expenditures	<u>37,544,742</u>	<u>37,526,151</u>	<u>37,509,850</u>	<u>39,161,650</u>	<u>35,922,450</u>
Ending Fund Balance	<u>\$33,038,628</u>	<u>\$33,303,869</u>	<u>\$33,612,630</u>	<u>\$33,920,336</u>	<u>\$33,643,069</u>



LITTLETON PUBLIC SCHOOLS

Littleton, Colorado

CAPITAL PROJECTS FUNDS

This category of governmental funds is used to account for and report financial resources that are restricted or committed to expenditures for capital outlays, acquisition, or construction of major capital facilities and other capital assets. They are optional under Colorado Revised Statutes. The district currently operates two capital projects funds.

Building Fund

The district uses the Building Fund as a capital improvement fund to budget and account for any major capital outlays for district facilities funded by voter-approved general obligation bonds. In order to develop an updated capital plan, the Board created the Long-Range Planning Committee (LRPC) in February 2017. The committee – comprised of community members representing various stakeholder groups – carefully studied the safety, access, and instructional challenges of aging facilities; increased transportation challenges; and the need to provide the appropriate instructional space for all students. They also worked through several bond package scenarios in an effort to determine which solution would best meet the district’s goal: “One hundred percent of LPS students will graduate prepared for meaningful post-secondary opportunities.” Highlights from the work of the Long-Range Planning Committee are as follows.

- Today’s most efficient and effective elementary schools, with the best programming for students, serve about 600 students.
- LPS needs to have the ability to replace failing structures when they are no longer structurally sound, cannot be made accessible to people with disabilities, and do not meet the requirements for today’s learning environment.
- LPS needs to make a strategic first step to maintain quality education that makes future steps clear. LRPC members noted that in ten years, a future citizens committee could build upon this recommendation and identify the next schools to be replaced with new buildings, based on this work and what makes sense for the community at that time.

The goals of the Long-Range Planning Committee were as follows.

- Build new elementary schools with space for five classrooms at every grade level.
- Enroll four classes at each grade level; remaining space for support programs and staff.
- Improve operational and instructional efficiency.
- Address/reduce traffic and boundary challenges. (A districtwide boundary analysis follows passage of bond.)
- Build new schools on campuses that can accommodate the new construction while school is in session in order to mitigate transportation and overcrowding in other elementary schools.

The LRPC’s recommendations on capacity needs, attendance boundaries, and facility capital needs led the Board to place a \$298.9 million bond measure on the November 2018 ballot, just as the last of the projects from our prior bond package were being completed. Voters approved the 2018 bond package, sending a strong endorsement of the dedicated work of the Board, the LRPC, and the district’s commitment to providing the resources our students need to succeed.

LITTLETON PUBLIC SCHOOLS

Littleton, Colorado

CAPITAL PROJECTS FUNDS (continued)

The district began developing project timelines immediately after voters approved the bond in November 2018. Students, parents, staff, and community members will be involved in the design process for each project. A citizens' oversight committee was called by the Board in November 2018 to review the use of the new dollars to ensure that the funding is used wisely for the purposes that were represented to the voters. The original timeline anticipated project completion by June 2023; however, delays in the production and shipment of certain supplies and equipment due to the COVID-19 pandemic impacted project schedules during 2020. Since shortages and delays may continue, the project schedules shown below are subject to change. Completed projects and current, pending project schedules follow.

November 2018–January 2019

- Took inventory of all functions of the Ames Campus. Planned for relocating programs housed in Ames Facility.
- Selected architect and engineering firms for:
 - The replacement of Newton Middle School.
 - The new LPS stadium on the Newton Middle School campus.
 - The new Dr. Justina Ford Elementary School on the old Ames campus.
 - The new Gudy Gaskill Elementary School on the old Franklin campus to serve the Highland and Franklin communities.
- Surveyed the Newton Middle School property.
- Surveyed the Ames property.
- Surveyed the Franklin property.
- Surveyed the Highland Elementary School property for conversion to a district early childhood education center.
- Received proposal from architects for the design of ten artificial turf fields.
- Surveyed fields at Heritage, Arapahoe, and Euclid.

February 2019–May 2019

- Prepared Highland campus to serve The Village Preschool at Ames.
- Moved professional development to other schools for the summer and to outside community spaces for the 2019–2020 school year.
- Conducted environmental survey on The Schomp Property, future home of the LPS Explorative Pathways for Innovative Careers (EPIC) campus.
- Released request for qualifications for new furniture that facilitates student-centered learning.
- Began design process of new Gudy Gaskill Elementary School to serve Highland and Franklin communities on the Franklin campus.
- Began design process of new Dr. Justina Ford Elementary School to serve the Ames community on the Ames campus.
- Began design process of building to replace the old Newton Middle School community on the Newton campus.
- Began design process of a new stadium on the Newton campus.
- South Suburban Parks and Recreation was in the design phase for a new pool and related amenities at the existing Franklin Pool site. Additional details became available in summer 2019.

LITTLETON PUBLIC SCHOOLS

Littleton, Colorado

CAPITAL PROJECTS FUNDS (continued)

Spring 2019–Summer 2020

- Design development of new Dr. Justina Ford Elementary School on Ames campus, new middle school on Newton campus, and new Gudy Gaskill Elementary School on Franklin campus.
- Vacated and prepared Ames facility for demolition to make way for the construction of the new Dr. Justina Ford Elementary School on the former Ames campus; began abatement activities.
- Began design for conversion of Highland Elementary to be an LPS early childhood education center.
- Completed one turf field each at Heritage and Arapahoe, and one turf field at each middle school.
- Installed directional lighting at one field at each high school.
- Provided new furniture for all elementary school cafeterias.
- Provided new furniture in 30 "early adopter" classrooms throughout the district.
- Installed new walk-in cooler and freezer units at Centennial, Wilder, and Euclid.

Summer 2020–Summer 2021

- Constructed new Dr. Justina Ford Elementary School on Ames Campus - grand opening fall 2021.
- Constructed new middle school on Newton Middle School campus - grand opening fall 2021.
- Installed new furniture, fixtures, and equipment for new Newton Middle School and new Dr. Justina Ford Elementary School on the Ames campus.
- Provided new furniture in elementary school classrooms that had not already had "early adopter" classrooms installed.
- Made additional kitchen improvements at selected schools.
- Provided new playground equipment at Hopkins, Lenski, Peabody, and Sandburg Elementary Schools by fall 2020.
- Completed certain turf and irrigation projects.
- Concrete and asphalt projects completed by winter 2020.
- Completed renovations and upgrades at Goddard Middle School, including upper parking lot, entrance, and elevator by winter 2020.
- Completed LED lighting projects at Heritage High School.

Summer 2021–Summer 2022

- Construction of the new Gudy Gaskill Elementary School to serve Highland and Franklin communities on the old Franklin campus - projected grand opening fall 2022.
- Installed new furniture in remaining middle and high school classrooms.
- Completed additional kitchen improvements at selected schools.
- Completed additional turf and irrigation projects.
- Upgraded technology at selected schools.
- Created secured vestibules at selected schools.

Summer 2022–Summer 2023

- Upgraded furniture and completed additional interior renovations at Littleton Academy.

LITTLETON PUBLIC SCHOOLS

Littleton, Colorado

CAPITAL PROJECTS FUNDS (continued)

- Construction of new Little Raven Elementary School on the old Moody campus - projected grand opening fall 2023.
- Construction of the Explorative Pathways for Innovative Careers (EPIC) campus - projected grand opening fall 2023.
- Replaced Lenski kitchen steamer.
- Technology upgrade projects at selected schools.
- Construction of Junior Stadium on Newton Middle School campus - projected grand opening late 2023.
- Highland full conversion to early childhood education - projected opening fall 2023.
- Completed Euclid new bus loop, concrete/asphalt and ADA upgrades.
- Littleton Preparatory concrete/asphalt completed with furniture upgrades in progress.

Summer 2023–Summer 2024

- Irrigation projects.
- Secured vestibules at selected schools.
- Addition of ADA-compliant lighting, MEP upgrades, hardware and renovation of selected core and classroom restrooms at Centennial, Wilder, Hopkins, Acoma, Euclid, Options, Field, Littleton, North, Arapahoe, Powell, and at the district stadium.
- Lenski kitchen renovation.
- Irrigation projects.
- Enhanced security features at Lenski, Powell, Runyon, Sandburg, Heritage, Acoma, and Hopkins.

Summer 2024–Winter 2024

- Wrap up of all ongoing projects including enhanced security features and irrigation projects.
- Addition of ADA compliant hardware, MEP upgrades, lighting, renovation of selected core and classroom restrooms at Peabody, Lenski, Sandburg, Euclid, Acoma, Whitman, Heritage, Runyon, Hopkins, East, and Twain.

Capital Projects Fund

The Capital Projects Fund is used to account for the ongoing capital needs of the district for vehicle replacements, leases, and other projects not covered by the Building Fund or the Operations and Technology Fund.

LITTLETON PUBLIC SCHOOLS

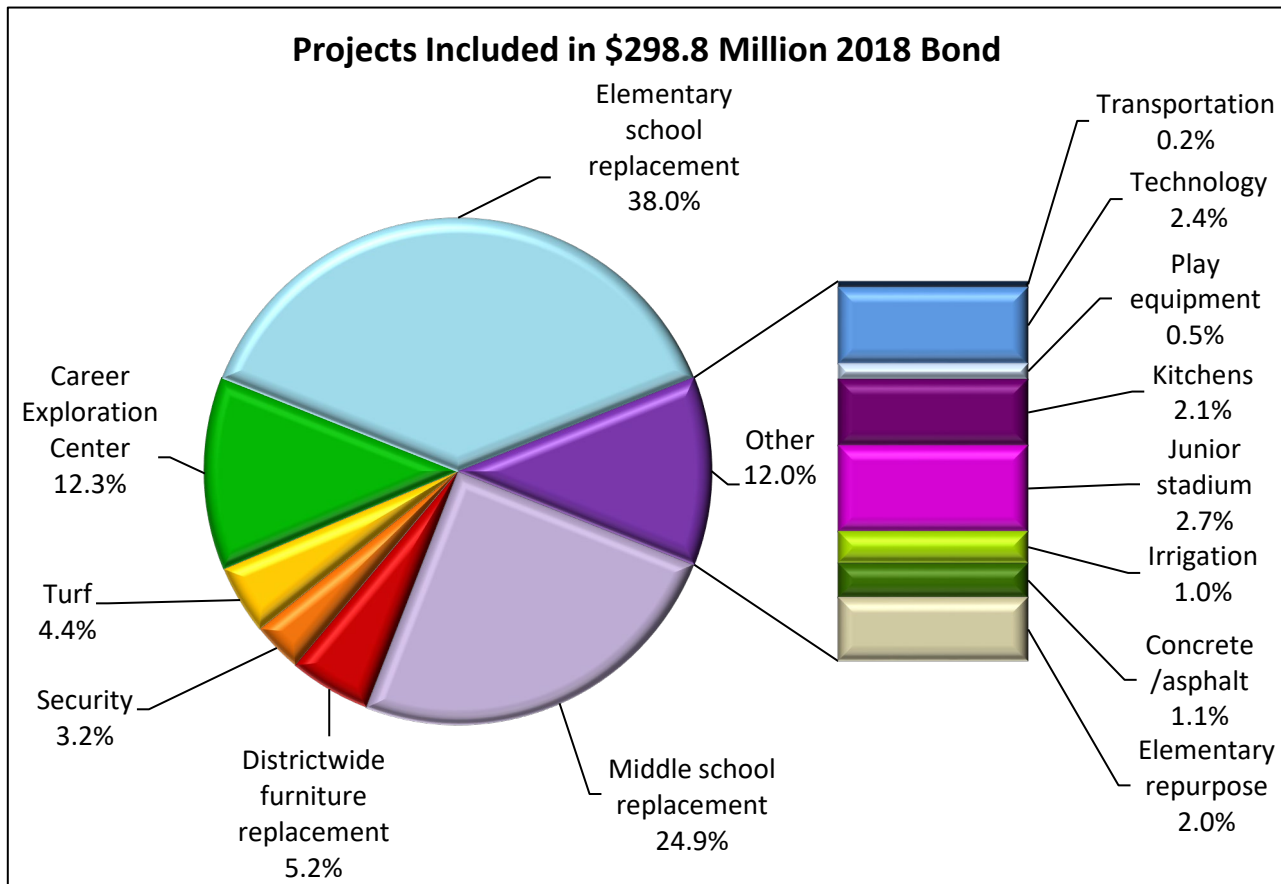
Littleton, Colorado

BUILDING FUND

The Building Fund is a temporary fund used solely to manage expenditures for major capital projects throughout the district authorized and funded by the issuance of voter-approved general obligation bonds. The 2013 voter-approved bond projects were completed in fiscal year 2018–2019. The primary projects associated with the 2018 voter-approved bond package follow.

- Build the new Newton Middle School on the current Newton campus.
- Build the new Dr. Justina Ford Elementary School in the southeast corner of the former Ames Facility campus.
- Build the new Gudy Gaskill Elementary School to serve the Highland and Franklin communities on the former Franklin campus.
- Renovate a recently purchased property (the former Schomp Honda, across from Littleton High School) to create the Explorative Pathways for Innovative Careers (EPIC) campus for the district.
- Build the new Little Raven Elementary School to serve the Moody and East Elementary communities on the former Moody campus.
- Replace outdated student desks and classroom furniture in every school with new furnishings that will facilitate modern instruction and accommodate all students.
- Maintain district facilities, including charter schools, according to need.

As shown below, numerous projects are included in the bond package that will affect every facility. The planned projects will provide students and the community with new, efficient facilities and will alleviate some of the issues the district faces in terms of attendance boundaries and transportation efficiencies.



LITTLETON PUBLIC SCHOOLS
Littleton, Colorado

BUILDING FUND
(continued)

Revenues

The revenue for this fund was provided by the sale of \$298.9 million of general obligation bonds. The general obligation bond issue was passed by the voters in the November 2018 coordinated election. In order to maximize proceeds and facilitate the monetary needs of the planned projects, all bonds were issued in January 2019. The sale of these bonds resulted in a premium of \$60.8 million. Additionally, the district plans to maximize interest earnings on the proceeds of the bond sales to increase revenues.

Expenditures

Capital projects under this bond issue were identified and prioritized by the Long-Range Planning Committee and authorized by the Board. Work began in fiscal year 2018–2019 and is expected to be concluded in fiscal year 2024–2025. All projects will be planned in such a way as to have the least amount of impact on students and staff throughout the construction period.

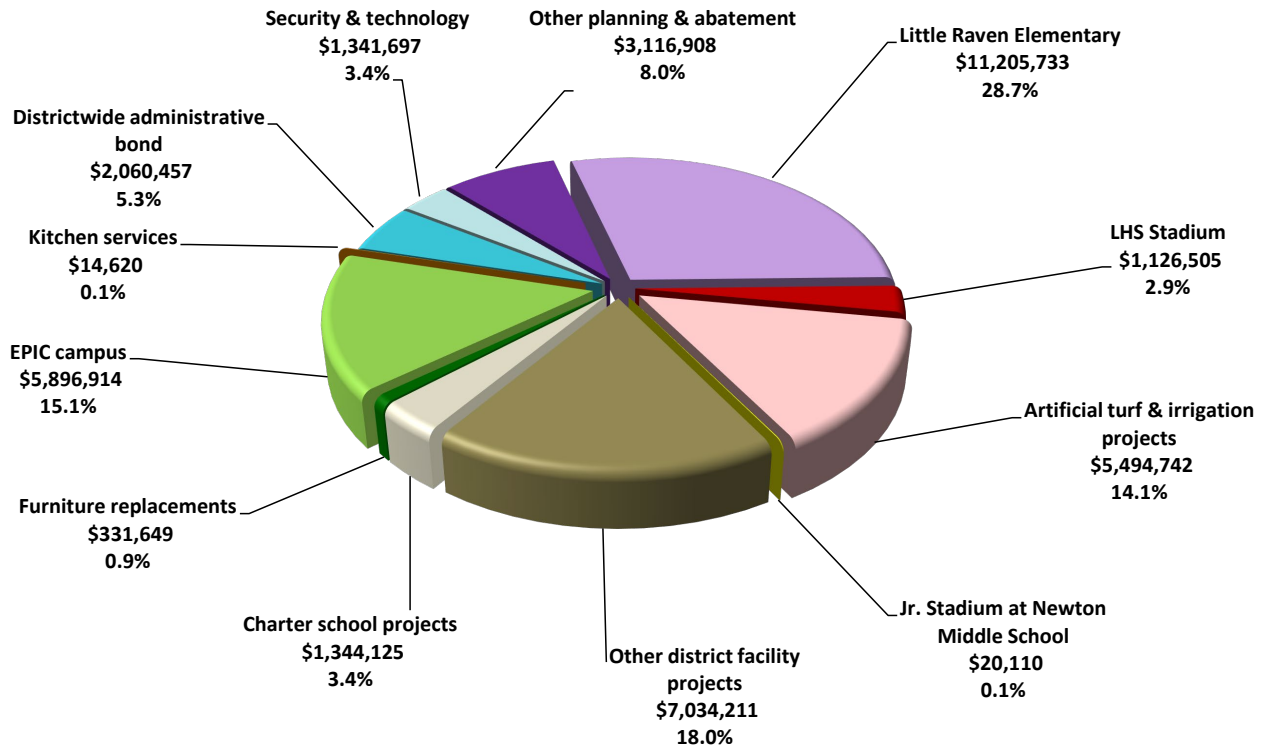
LITTLETON PUBLIC SCHOOLS

Littleton, Colorado

BUILDING FUND

	2019–2020 Actual	2020–2021 Actual	2021–2022 Actual	Revised 2022–2023 Budget	2022–2023 Estimated	2023–2024 Budget
Revenues:						
Interest income	\$10,462,029	\$817,162	(\$558,561)	\$806,805	\$3,204,524	\$613,266
Other revenue	-	92,000	161,050	-	-	-
Total revenues	10,462,029	909,162	(397,511)	806,805	3,204,524	613,266
Expenditures:						
Capital projects	40,822,852	104,144,073	70,019,524	88,849,815	92,172,364	38,987,671
Bond issuance costs	-	-	-	-	-	-
Total expenditures	40,822,852	104,144,073	70,019,524	88,849,815	92,172,364	38,987,671
Excess of revenues over (under) expenditures	(30,360,823)	(103,234,911)	(70,417,035)	(88,043,010)	(88,967,840)	(38,374,405)
Fund balance—beginning	358,894,702	328,533,879	225,298,968	154,881,933	154,881,933	65,914,093
Restricted fund balance	328,533,879	225,298,968	154,881,933	66,838,923	65,914,093	27,539,688
Fund balance—ending	<u>\$328,533,879</u>	<u>\$225,298,968</u>	<u>\$154,881,933</u>	<u>\$66,838,923</u>	<u>\$65,914,093</u>	<u>\$27,539,688</u>
Budget Appropriation				<u>\$155,688,738</u>		<u>\$66,527,359</u>

2023–2024 Budgeted Bond Projects

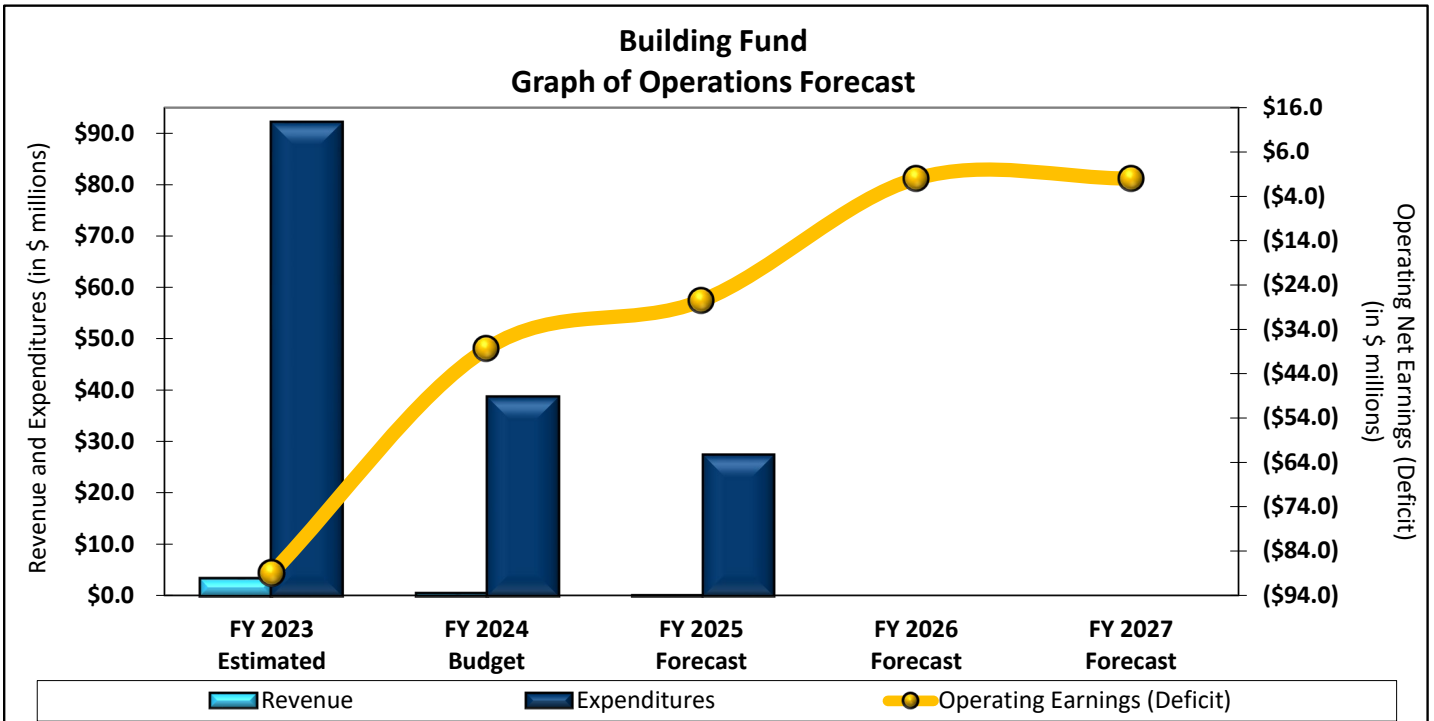


LITTLETON PUBLIC SCHOOLS
Littleton, Colorado

BUILDING FUND
FORECAST OF REVENUES, EXPENDITURES, AND ENDING FUND BALANCE

	2022–2023 Estimated	2023–2024 Budget	2024–2025 Forecast	2025–2026 Forecast	2026–2027 Forecast
Beginning Fund Balance	\$154,881,933	\$65,914,093	\$27,539,688	\$ -	\$ -
Revenue:					
Interest income	3,204,524	613,266	204,422	-	-
Total revenues	3,204,524	613,266	204,422	-	-
Expenditures:					
Capital projects	92,172,364	38,987,671	27,744,110	-	-
Total expenditures	92,172,364	38,987,671	27,744,110	-	-
Excess of revenues over (under) expenditures	(88,967,840)	(38,374,405)	(27,539,688)	-	-
Ending Fund Balance	<u>\$65,914,093</u>	<u>\$27,539,688</u>	<u>\$ -</u>	<u>‡ \$ -</u>	<u>\$ -</u>

‡ Projects and all related work in this fund are expected to be concluded in fiscal year 2024–2025.



LITTLETON PUBLIC SCHOOLS

Littleton, Colorado

CAPITAL PROJECTS FUND

The district's buses, vehicles, and various equipment are handled through this fund. The yellow fleet is composed of 96 buses, plus the box truck used for conducting hearing assessments. Buses have an expected lifespan of 18 years. The district also maintains a white fleet that includes pickup trucks, dump trucks, maintenance vans, passenger vans, cargo trucks, lifting equipment, tractors, trailers, sweepers, all-terrain vehicles, and building generators. The average life span of these items varies depending on the type of vehicle, what it is used for, and maintenance needs. The district's replacement schedule keeps the fleets safe and efficient while providing a long-term budget plan for these types of capital expenditures.

Revenues

Revenues for this fund are provided from several sources, with a transfer from the General Fund providing the bulk of available funds. The anticipated annual needs drive the amount of the transfer from the General Fund. Additionally, there are a few rebate programs the district is involved in, and donations are received to pay for playgrounds and trails. While those funding sources can fluctuate from year to year, historically LPS receives similar amounts annually.

Expenditures

Vehicle purchases typically represent the largest category of budgeted expenditures. Other categories include various leases and projects. Though the acquisition of new equipment, buildings, and site improvements generally affects operating costs in the form of higher maintenance and energy expenses, the replacement of existing vehicles and equipment does not. Through careful planning and maintenance, LPS is often able to extend the expected life of vehicles in both fleets. Additionally, vehicles and other equipment acquired under this budget replace older equipment; therefore, operating costs are not considered to be impacted.

Projections for this fund are based upon expected expenditures as outlined in vehicle fleet replacement timelines, lease contracts, and expected lifespans of equipment and technology. Typically the district strives to include as many projects as possible in the Building Fund plans, when it is in operation, and in the Operations and Technology Fund as allowed by revenue projections and necessary maintenance projects. In the event that planned capital projects exceed the funding limitations of those two funds, overflow projects are either deferred for inclusion in subsequent years or included in this fund. This can alter the amount of revenue the district needs to transfer from the General Fund.

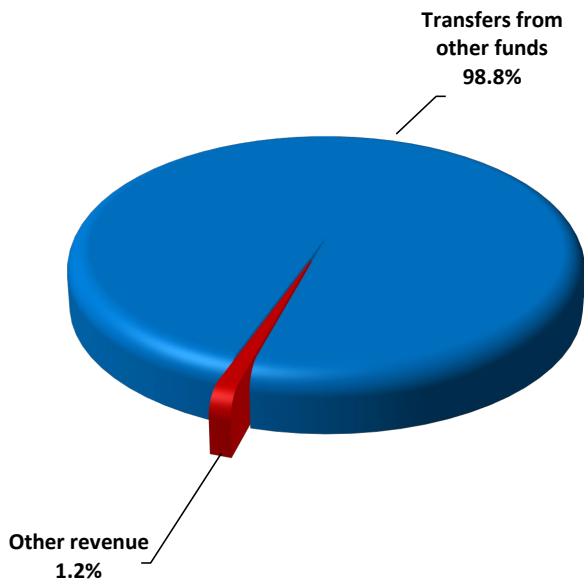
LITTLETON PUBLIC SCHOOLS

Littleton, Colorado

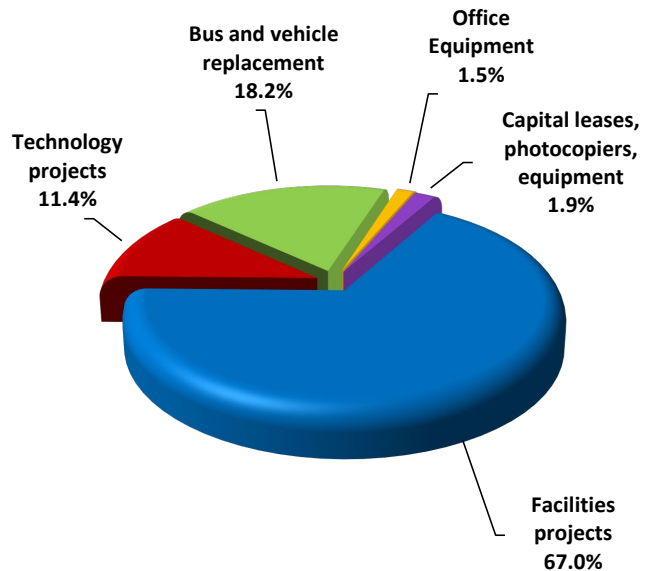
CAPITAL PROJECTS FUND

	2019–2020 Actual	2020–2021 Actual	2021–2022 Actual	Revised 2022–2023 Budget	2022–2023 Estimated	2023–2024 Budget
Revenues:						
Transfer from General Fund	\$2,390,772	\$941,874	\$1,540,179	\$950,000	\$950,000	\$2,060,000
Transfer from Risk Management Fund	-	-	-	2,800,000	2,800,000	3,800,000
Interest income	-	-	7,269	1,300	37,900	39,037
Other revenue	521,853	485,900	188,649	496,000	35,000	35,000
Total revenues	2,912,625	1,427,774	1,736,097	4,247,300	3,822,900	5,934,037
Expenditures:						
Facilities projects	2,795,632	1,125,482	2,001,753	3,125,000	3,125,000	3,923,776
Technology projects	300,204	472,499	218,760	669,000	669,000	669,000
Bus and vehicle replacement	740,854	94,631	616,272	670,285	670,285	1,067,834
Office equipment	-	-	-	88,000	88,000	88,000
Capital leases, photocopiers, equipment	102,299	92,269	86,378	110,000	110,000	110,000
Total expenditures	3,938,989	1,784,881	2,923,163	4,662,285	4,662,285	5,858,610
Excess of revenues over (under) expenditures	(1,026,364)	(357,107)	(1,187,066)	(414,985)	(839,385)	75,427
Fund balance—beginning	4,521,305	3,494,941	3,137,834	1,950,768	1,950,768	1,111,383
Committed fund balance	3,494,941	3,137,834	1,950,768	1,535,783	1,111,383	1,186,810
Fund balance—ending	\$3,494,941	\$3,137,834	\$1,950,768	\$1,535,783	\$1,111,383	\$1,186,810
Budget Appropriation				\$6,198,068		\$7,045,420

2023–2024 Budgeted Revenues



2023–2024 Budgeted Expenditures



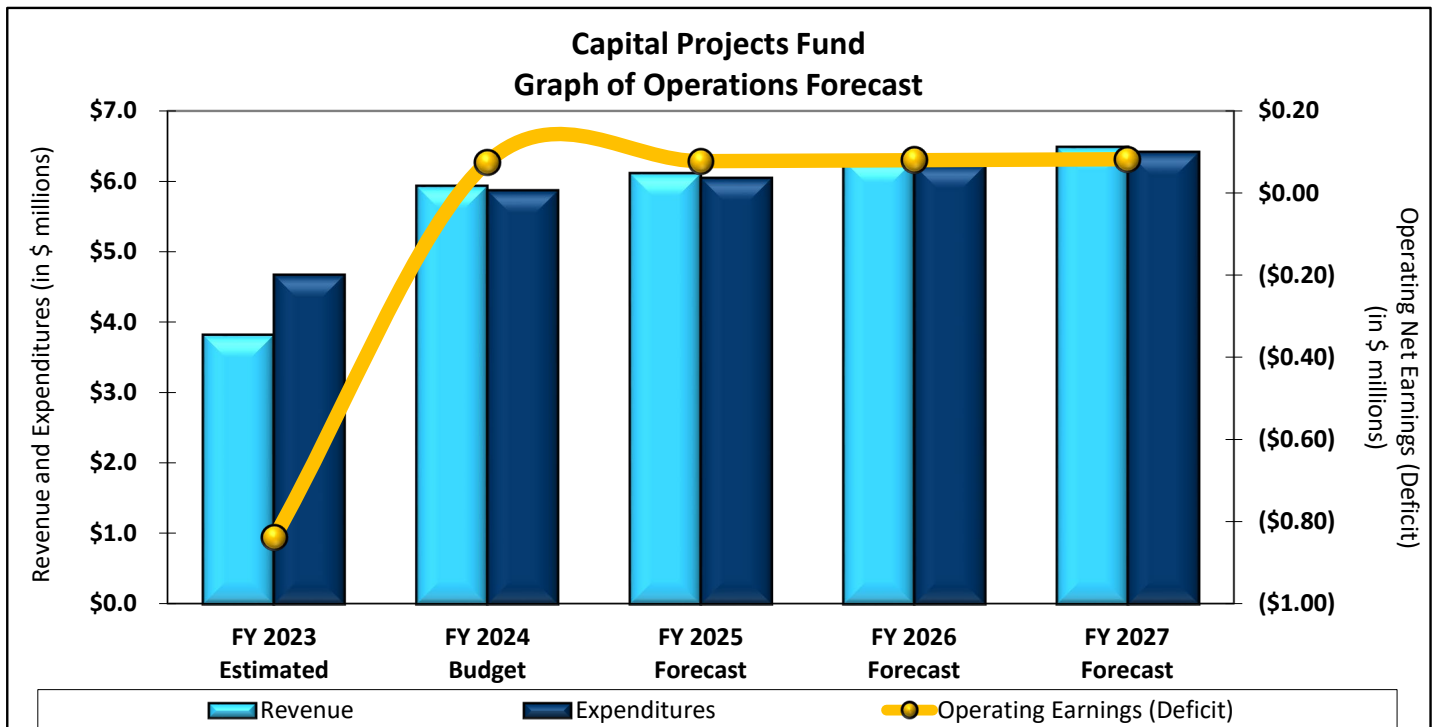
LITTLETON PUBLIC SCHOOLS

Littleton, Colorado

CAPITAL PROJECTS FUND

FORECAST OF REVENUES, EXPENDITURES, AND ENDING FUND BALANCE

	2022–2023 Estimated	2023–2024 Budget	2024–2025 Forecast	2025–2026 Forecast	2026–2027 Forecast
Beginning Fund Balance	\$1,950,768	\$1,111,383	\$1,186,810	\$1,264,500	\$1,344,521
Revenue:					
Transfer from General Fund	950,000	2,060,000	2,121,800	2,185,454	2,251,017
Transfer from Risk Management Fund	2,800,000	3,800,000	3,914,000	4,031,420	4,152,362
Interest income	37,900	39,037	40,208	41,414	42,656
Other revenue	35,000	35,000	36,050	37,131	38,244
Total revenues	<u>3,822,900</u>	<u>5,934,037</u>	<u>6,112,058</u>	<u>6,295,419</u>	<u>6,484,279</u>
Expenditures:					
Facilities projects	3,125,000	3,923,776	4,041,489	4,162,733	4,287,614
Technology projects	669,000	669,000	689,070	709,742	731,034
Bus and vehicle replacements	670,285	1,067,834	1,099,869	1,132,865	1,166,850
Office equipment	88,000	88,000	90,640	93,359	96,159
Capital leases, photocopiers, equipment	110,000	110,000	113,300	116,699	120,199
Total expenditures	<u>4,662,285</u>	<u>5,858,610</u>	<u>6,034,368</u>	<u>6,215,398</u>	<u>6,401,856</u>
Ending Fund Balance	<u><u>\$1,111,383</u></u>	<u><u>\$1,186,810</u></u>	<u><u>\$1,264,500</u></u>	<u><u>\$1,344,521</u></u>	<u><u>\$1,426,944</u></u>



LITTLETON PUBLIC SCHOOLS

Littleton, Colorado

SPECIAL REVENUE FUNDS

Special revenue funds are governmental funds used to account for specific revenues that are legally restricted to expenditures for specified purposes. The district operates five special revenue funds.

Operations and Technology Fund

General operations and maintenance for the district's properties were allocated to this fund beginning in January 2021 after voters approved the Debt-Free Schools Mill Levy in November 2020. At that time, the Operations and Technology Fund was created to account for the majority of the district's day-to-day building operational and maintenance expenditures, including the cost of necessary personnel. New technology purchases and existing technology upgrades are also eligible to occur in this fund. Projects selected for funding are restricted to high-priority needs which are necessary to ensure safety, security, asset preservation, and the basic operation of schools and facilities within the district. Projects included in this fund are primarily general year-to-year maintenance, remodeling, Americans with Disabilities Act (ADA) compliance projects, and purchases of equipment.

Designated Purpose Grants Fund

This fund is optional under Colorado Revised Statutes. However, based on federal and state reporting requirements, the district has chosen to maintain most federal and state grants in this separate fund.

The Designated Purpose Grants Fund is provided to maintain a separate accounting for fully-funded federal and state grant programs which are restricted as to the type of expenditures for which they may be used and which may have a different fiscal period than that of the district.

Student Athletic, Activities, and Clubs Fund

The Student Athletic, Activities, and Clubs Fund accounts for extracurricular activities at the elementary, middle, and high school levels; intramural athletic programs at the middle level; and Colorado High School Activities Association (CHSAA) programs and district-sponsored activities at the high school level.

The district supports a diverse extracurricular athletic and activity program that enjoys significant participation from students. Athletic and activity involvement is vital to the development of leadership skills and good physical health that enhances student self-esteem and ensures a higher likelihood of academic success.

Nutrition Services Fund

This fund accounts for all the financial activities associated with the district's school nutrition programs. It is a mandatory fund under the Colorado Code of Regulations 301-11-3.03(1).

The Nutrition Services Fund provides meals at all of the schools in the district and participates in the National School Lunch Program (NSLP), the National School Breakfast Program (NSBP), the After-School Snack Program, the Summer Food Service Program (SFSP), and the Healthy School Lunches for All Program.

The district believes that improved nutrition optimizes student performance, and students who eat a well-balanced diet are more likely to learn in the classroom and develop a lifetime of healthy habits. In

LITTLETON PUBLIC SCHOOLS
Littleton, Colorado

SPECIAL REVENUE FUNDS
(continued)

order to promote those beliefs, the district has structured the meal program around the following objectives.

- Provide foods for breakfast and lunch that meet or exceed United States Department of Agriculture (USDA) nutritional standards set for school meals.
- Emphasize whole grains on district menus.
- Improve the nutritional integrity of all programs.
- Increase the focus on marketing the value of the district's program to parents and students.
- Reduce less nutritious a la carte foods and focus on providing popular, kid-friendly meal options at all grade levels.
- Encourage and support the offering of healthful food and beverages for school functions outside of the meal periods.

Extended Day Care Fund

This fund accounts for all the financial activities associated with the operation of the fee-based the before- and after-school (B&A) child care programs currently offered at all of the district's elementary schools plus the district's preschool programs. This fund is optional under Colorado Revised Statutes.

- Before- and after-school child care offers affordable, quality childcare to families for elementary school students. Not only does the program provide full-time childcare during the summer, but participants also benefit from an educational setting rather than a typical childcare center setting.
- Preschool programs offer developmentally appropriate learning opportunities for children as young as age three. Educational studies indicate that the earlier a child can participate in a structured learning opportunity the better the chances of success. Programs operate in conjunction with state and federally supported programs run by the district.

LITTLETON PUBLIC SCHOOLS

Littleton, Colorado

OPERATIONS AND TECHNOLOGY FUND

This fund was created in January 2021 after the LPS community passed the Debt-Free Schools Mill Levy on the November 2020 General Election ballot. It is used primarily to account for the day-to-day operational costs of maintaining the district's facilities. Additionally, capital technology purchases and upgrades are accounted for in this fund.

Revenues

Revenues for this fund are derived solely from the voter-approved Debt-Free Schools Mill Levy and any interest income credited to those specific funds. Voters approved the mill levy up to an amount of \$12 million, or 6.0 mills, for the first year. Up to one additional mill can be approved by the Board each year, but the total mill cannot exceed 11.0 mills. The amount of property tax revenues received fluctuates annually based on the assessed valuations for both residential and commercial properties within the district's borders and the number of mills certified by the district. Projections are made based on both historical assessment trends in LPS borders and property tax collection data.

Expenditures

Expenditures in this fund primarily represent the routine costs of maintaining and operating district facilities. This includes utilities, general building and grounds care, cleaning costs, and maintenance projects along with the expense of personnel required to provide those essential functions. Annual projections of these types of expenditures are based on historical information, quotes, and formal bids.

The planning of capital projects included in this fund is an intensive process for the district, as previously discussed. It involves district representatives from operations, maintenance, and construction meeting with principals about their building's needs. All identified needs are added to the district's capital reserve projects database, which includes extensive details on each facility issue. In order to make project selection as objective as possible, the database list is evaluated and vetted using a priority matrix. This matrix is intended to estimate the relative priority among identified facility issues by assessing the significance of each issue in terms of the following.

- Need—safety versus aesthetics
- Urgency—failure expectancy
- Effect—building shutting down versus inconvenience
- Scope—affects an entire school versus a single individual

The highest priority facility issues are the first to be added to the budgeted projects for the next fiscal year; however, in some instances, other considerations may warrant re-ranking the calculated priority ratings. The remaining facilities issues are retained in the database for possible inclusion in subsequent budget years.

The building and site improvements budgeted for 2023–2024 do not increase square footage of buildings. Associated maintenance and energy costs for these facility projects are considered to have immaterial operating impact.

LITTLETON PUBLIC SCHOOLS

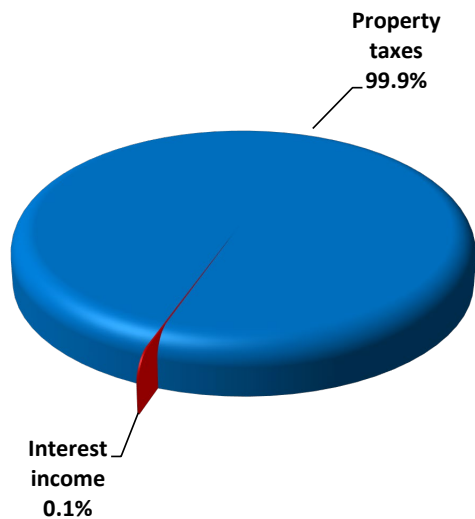
Littleton, Colorado

OPERATIONS AND TECHNOLOGY FUND

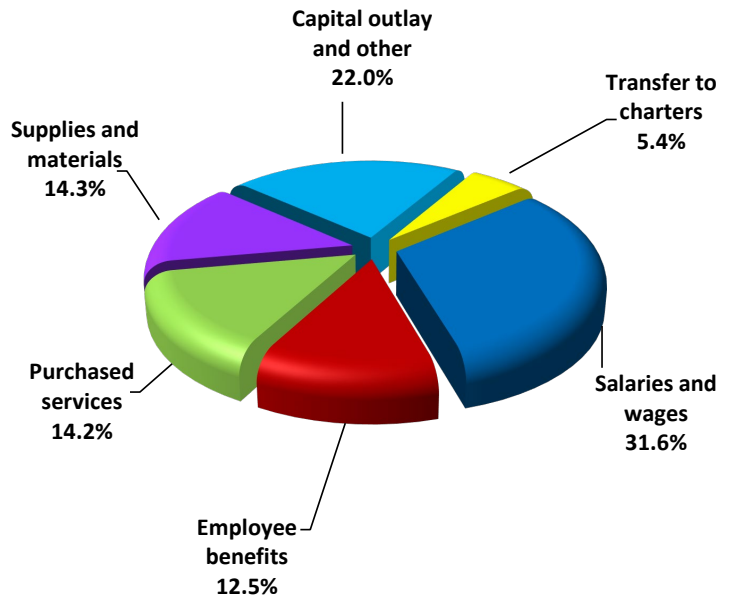
	2019–2020 Actual	2020–2021 Actual	2021–2022 Actual	Revised 2022–2023 Budget	2022–2023 Estimated	2023–2024 Budget
Revenues:						
Property taxes	\$ -	\$11,535,042	\$14,505,619	\$16,827,631	\$16,600,747	\$19,348,087
Interest income	-	346	11,240	25,241	13,281	24,185
Total revenues	-	11,535,388	14,516,859	16,852,872	16,614,028	19,372,272
Expenditures:						
Salaries and wages	-	2,746,604	5,423,752	6,172,412	6,340,980	7,587,718
Employee benefits	-	1,000,434	2,000,670	2,572,440	2,296,913	3,014,662
Purchased services	-	287,862	2,097,867	2,819,788	2,705,657	3,404,196
Supplies and materials	-	297,917	3,589,045	3,378,187	3,399,416	3,436,312
Capital outlay	-	10,418	337,605	2,115,767	1,858,252	5,278,014
Other expenditures	-	494	11	-	-	-
Transfer to Charters	-	821,665	1,051,804	1,136,042	1,118,878	1,302,014
Total expenditures	-	5,165,394	14,500,754	18,194,636	17,720,096	24,022,916
Excess of revenues over (under) expenditures	-	6,369,994	16,105	(1,341,764)	(1,106,068)	(4,650,644)
Fund balance—beginning	-	-	6,369,994	6,386,099	6,386,099	5,280,031
Restricted fund balance	-	6,369,994	6,386,099	5,044,335	5,280,031	629,387
Fund balance—ending	\$ -	\$6,369,994	\$6,386,099	\$5,044,335	\$5,280,031	\$629,387
Budget Appropriation				\$23,238,971		\$24,652,303

NOTE: This fund was created in January 2021 as a result of voter approval of the Debt-Free Schools Mill Levy in November 2020. Prior year information is unavailable.

2023–2024 Budgeted Revenues



2023–2024 Budgeted Expenditures



LITTLETON PUBLIC SCHOOLS
Littleton, Colorado

OPERATIONS AND TECHNOLOGY FUND
MAINTENANCE PROJECTS DESCRIPTIONS

The Operations and Technology Fund has \$1,567,000 budgeted for 2023–2024 for facilities projects. The projects were determined from a prioritized list. Descriptions and budgeted amounts of the projects are as follows:

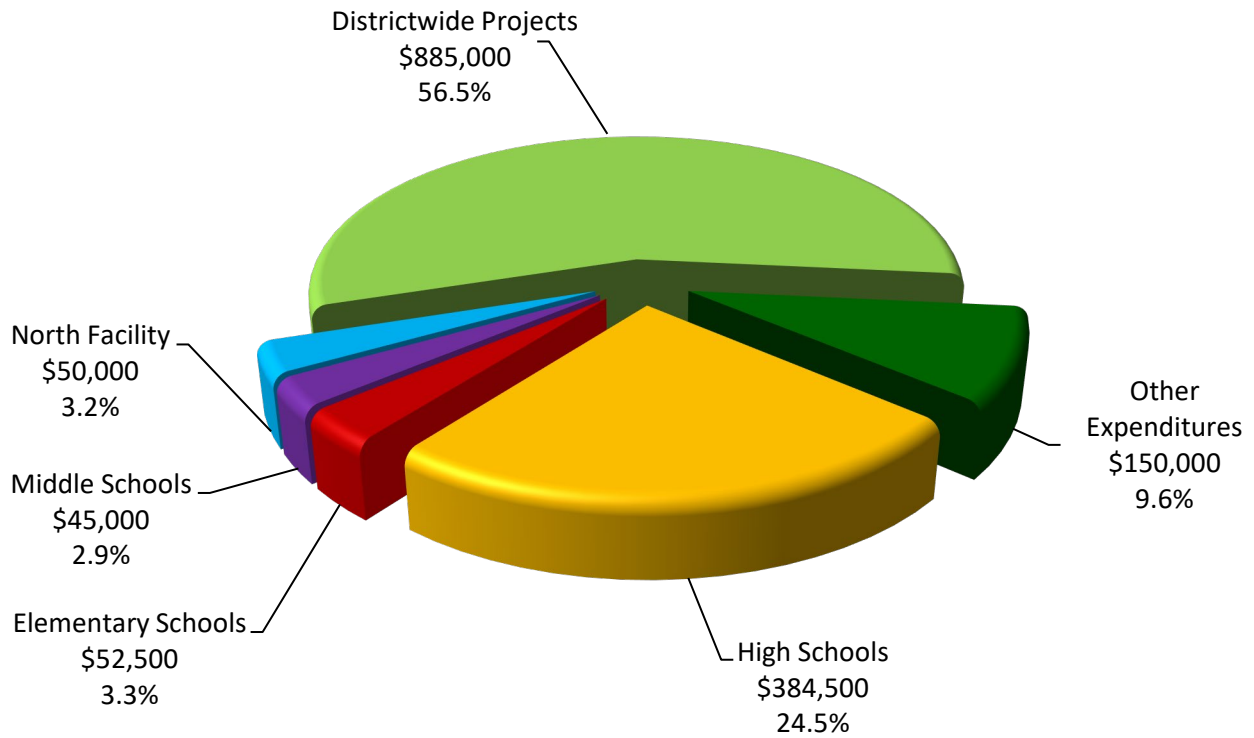
	<u>2023–2024</u> <u>Budget</u>
Districtwide facilities projects	
Concrete/asphalt repair.....	\$250,000
Exterior door replacement	25,000
Plumbing fixture replacement	15,000
ADA modifications.....	300,000
Playground refurbishing and turf repair	20,000
Environmental response	50,000
Tree trimming and replacement	50,000
Custodial equipment	25,000
Carpet and floor repair	<u>150,000</u>
Subtotal districtwide facilities projects	<u>\$885,000</u>
Facilities projects by site	
North Facility—future program modifications	\$50,000
Ford Elementary School—add gate between classroom pod & exterior door.....	6,000
Highland ECE Center—paint the gym	10,000
Lenski Elementary School—install floor mop sink.....	6,000
Lenski Elementary School—replace countertops in staff restrooms by office	8,000
Lenski Elementary School—install awning between building & portable	12,500
Lenski Elementary School—add acoustic panels in cafeteria	10,000
Euclid Middle School—replace classroom dividers	10,000
Goddard Middle School—replace woodchips with river rock & crusher fines	6,000
Powell Middle School—replace blinds in cafeteria	20,000
Powell Middle School—install pads in existing room to be determined	9,000
Arapahoe High School—replace operable wall in theater	50,000
Arapahoe High School—replace pool pumps	20,000
Heritage High School—blind replacement	46,500
Heritage High School—install security gates in gym area	15,000
Heritage High School—install new lighting in port-a-let area	10,000
Heritage High School—seal pool gutters	48,000
Heritage High School—fix concrete under pool gutters	50,000
Littleton High School—repair, resurface, and stripe tennis courts	75,000
Littleton High School—replace pool’s sand filter/install automatic shut off	<u>70,000</u>
Subtotal facilities projects by site	<u>\$532,000</u>

**LITTLETON PUBLIC SCHOOLS
Littleton, Colorado**

**MAINTENANCE PROJECTS DESCRIPTIONS
(continued)**

Other expenditures	
Advanced engineering	50,000
Unanticipated emergency	<u>100,000</u>
Subtotal other expenditures	<u>\$150,000</u>
Total fiscal year 2023–2024 Operations and Technology Fund projects	<u>\$1,567,000</u>

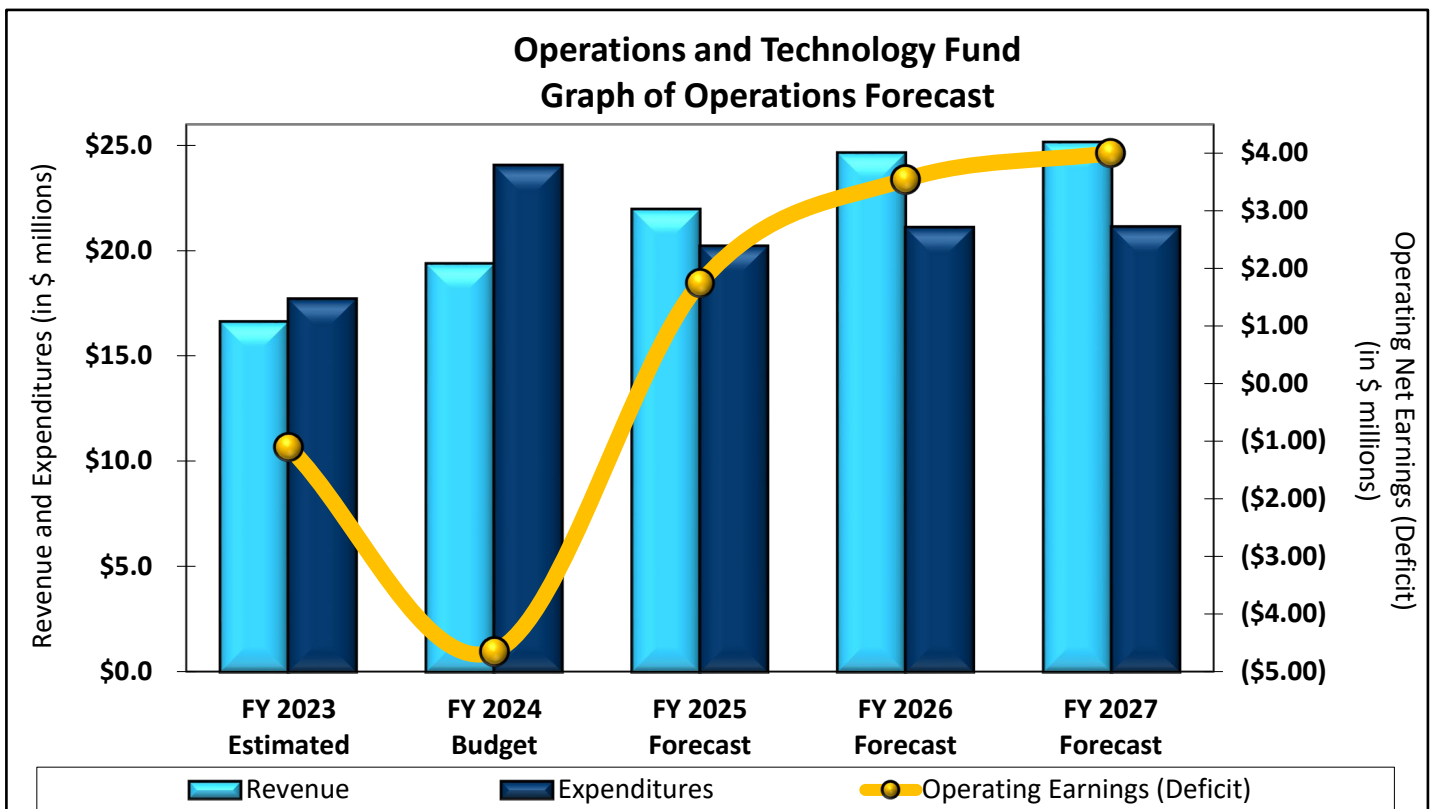
2023–2024 Facilities Projects



LITTLETON PUBLIC SCHOOLS
Littleton, Colorado

OPERATIONS AND TECHNOLOGY FUND
FORECAST OF REVENUES, EXPENDITURES, AND ENDING FUND BALANCE

	2022–2023 Estimated	2023–2024 Budget	2024–2025 Forecast	2025–2026 Forecast	2026–2027 Forecast
Beginning Fund Balance	\$ 6,386,099	\$5,280,031	\$629,387	\$2,374,515	\$5,916,579
Revenue:					
Property taxes	16,600,747	19,348,087	21,927,832	24,603,028	25,095,088
Interest income	13,281	24,185	27,410	30,754	31,369
Total revenues	<u>16,614,028</u>	<u>19,372,272</u>	<u>21,955,242</u>	<u>24,633,782</u>	<u>25,126,457</u>
Expenditures:					
Salaries and wages	6,340,980	7,587,718	7,667,325	7,935,680	8,213,428
Employee benefits	2,296,913	3,014,662	2,678,792	2,772,549	2,869,589
Purchased services	2,705,657	3,019,196	3,489,300	3,576,532	3,665,945
Supplies and materials	3,399,416	3,436,312	1,394,105	1,629,722	1,664,438
Capital outlay	1,858,252	5,278,014	3,450,000	3,450,000	2,950,000
One-time major expenditures	-	385,000	-	-	-
Transfer to Charters	1,118,878	1,302,014	1,530,592	1,727,235	1,761,779
Total expenditures	<u>17,720,096</u>	<u>24,022,916</u>	<u>20,210,114</u>	<u>21,091,718</u>	<u>21,125,179</u>
Ending Fund Balance	<u>\$5,280,031</u>	<u>\$629,387</u>	<u>\$2,374,515</u>	<u>\$5,916,579</u>	<u>\$9,917,857</u>



LITTLETON PUBLIC SCHOOLS

Littleton, Colorado

DESIGNATED PURPOSE GRANTS FUND

Grants supplement regular district educational programs. Currently, the district participates in eight state and 12 federal grants. This number can, and does, fluctuate throughout the year as new grant options become available or existing grants expire.

Revenues

The district obtains grants from federal and state sources that provide additional and/or alternative funding for school district programs. As grants are received, administration formally accepts them and establishes the accounting records for each.

Expenditures

Expenditures for designated purpose grants must be made in accordance with the conditions of each specific grant.

The Every Student Succeeds Act of 2015 (ESSA) is a consolidated grant that consists primarily of the Title I Basic Programs, the goal of which is to have students achieving proficiency in reading and math within 12 years, and the Title II-A Improving Teacher Quality, which focuses on preparing, training, and recruiting high-quality teachers. The 2023–2024 General Fund budget includes Title I grant expenditures for school wide grants for Centennial, East, and Field elementary schools.

Larger federal grants received by the district include the Individuals with Disabilities Education Act (IDEA), which provides funding for special education and the Carl Perkins grant, which provides funding for high school vocational education students. Colorado READ Act, a state grant, provides summer school, with both academic and enrichment opportunities, to students exiting Grades K–3 who have not yet mastered grade level expectations. Other state grants include the Early Literacy grant and the School to Work Alliance Program.

In order to help with the economic fallout that resulted from the Coronavirus pandemic, the federal government enacted the Coronavirus Aid, Relief, and Economic Security (CARES) Act in March 2020. LPS received funding from two programs that were created by the CARES Act: Coronavirus Relief Fund (CRF) and Elementary and Secondary School Emergency Relief (ESSER) Fund. LPS received \$7.5 million of funds from the federal CRF. The district used these funds for unbudgeted activities that were necessary to mitigate or respond to the COVID-19 public health emergency in the last two prior years. ESSER provided LPS with \$0.4 million. These funds, based on the previous year's Title I shares, were used for a variety of purposes including the planning and implementation of remote learning and long-term closures, mental health services, addressing the unique needs of disabled or low-income students, and purchasing sanitization supplies.

As part of the Coronavirus Response and Relief Supplemental Appropriations Act (CRRSA), which was signed into law in December 2020, an additional \$54.3 billion was added to ESSER as ESSER II funds. The district's allocation of ESSER II funds is \$1.4 million. On March 11, 2021, the American Rescue Plan (ARP) Act was signed into law. The ARP ESSER III funding from the ARP Act provides support for K–12 schools with a total of nearly \$122 billion to States and school districts to help safely open and sustain the safe operations of schools and address the impacts of the coronavirus pandemic on the nation's students. The district's allocation of ESSER III funds is \$3.2 million. Each ESSER grant has similar uses of funds, but they also have different periods of fund availability, equitable service requirements, maintenance of effort, and reporting requirements.

LITTLETON PUBLIC SCHOOLS

Littleton, Colorado

DESIGNATED PURPOSE GRANTS FUND

	2019–2020 Actual	2020–2021 Actual	2021–2022 Actual	Revised 2022–2023 Budget	2022–2023 Estimated	2023–2024 Budget
Revenues:						
Federal grants	\$9,787,738	\$8,184,205	\$6,531,998	\$10,754,044	\$7,839,542	\$7,395,545
State grants	2,131,568	1,007,629	1,183,299	1,528,458	1,461,194	1,505,448
Local grants	9,001	-	-	-	-	-
Total revenues	<u>11,928,307</u>	<u>9,191,834</u>	<u>7,715,297</u>	<u>12,282,502</u>	<u>9,300,736</u>	<u>8,900,993</u>
Expenditures:						
Salaries and wages	7,255,182	4,889,899	3,958,891	5,530,449	4,898,742	4,726,325
Employee benefits	2,198,919	1,669,860	1,448,773	2,068,952	1,843,750	1,895,728
Purchased services	1,260,866	1,217,794	1,331,897	1,222,638	965,763	936,407
Supplies and materials	645,580	546,718	465,811	1,949,739	1,232,589	1,253,975
Capital outlay	516,391	819,063	449,526	1,300,507	10,901	20,000
Other expenditures	51,369	48,500	60,399	210,217	348,991	68,558
Total expenditures	<u>11,928,307</u>	<u>9,191,834</u>	<u>7,715,297</u>	<u>12,282,502</u>	<u>9,300,736</u>	<u>8,900,993</u>
Excess of revenues over (under) expenditures	-	-	-	-	-	-
Fund balance—beginning	-	-	-	-	-	-
Fund balance—ending	<u>\$ -</u>	<u>\$ -</u>	<u>\$ -</u>	<u>\$ -</u>	<u>\$ -</u>	<u>\$ -</u>
Budget Appropriation				<u>\$12,282,502</u>		<u>\$8,900,993</u>

Below is a descriptive table of the designated purpose grants with actual expenditures over the prior three years, budget and estimated expenditures for 2022–2023, and budget for 2023–2024.

GRANT TITLE	2019–2020 Actual	2020–2021 Actual	2021–2022 Actual	Revised 2022–2023 Budget	2022–2023 Estimated	2023–2024 Budget
ESSA	\$209,072	\$394,438	\$583,792	\$530,277	\$629,319	\$545,631
IDEA	2,767,908	2,545,689	3,029,750	3,336,065	3,008,320	3,007,279
Carl Perkins Career and Technical Education	85,077	43,429	80,114	80,758	80,758	80,000
Head Start	460,160	485,308	25,406	-	25,406	-
Elementary and Secondary School Emergency Relief (ESSER) Fund I, II, and III*	-	1,376,673	624,984	2,754,552	865,296	1,292,198
Coronavirus Relief Fund*	5,386,886	2,148,793	-	-	-	-
Other federal grants	878,635	1,103,398	2,187,952	4,052,392	2,823,391	2,470,437
Colorado READ Act	304,912	332,950	271,848	300,000	363,026	200,000
School Access for Emergency Response	1,184,056	-	-	-	-	-
Other state grants	642,600	761,156	911,451	1,228,458	1,505,220	1,305,448
Local sources	9,001	-	-	-	-	-
TOTALS	<u>\$11,928,307</u>	<u>\$9,191,834</u>	<u>\$7,715,297</u>	<u>\$12,282,502</u>	<u>\$9,300,736</u>	<u>\$8,900,993</u>

* The district received \$7.5 million in Coronavirus Relief Fund (CRF) dollars and spent \$5.4 million in 2019–2020 and \$2.1 million in 2020–2021. The district was allocated \$5.0 million of the Elementary and Secondary School Emergency Relief (ESSER) Fund dollars. Based on ESSA income criteria, ESSER I funds were shared with participating non-public schools located within the district's boundaries. ESSER funds totaling \$1.4 million were spent during 2020–2021. The district spent \$0.6 million ESSER funds in 2021–2022. An estimated \$0.9 million is being spent during 2022–2023, and the remainder of ESSER funds is budgeted to be spent in 2023–2024.

LITTLETON PUBLIC SCHOOLS

Littleton, Colorado

STUDENT ATHLETIC, ACTIVITIES, AND CLUBS FUND

Revenues

This fund receives revenue from the General Fund, pupil participation fees, gate receipts, and other fundraising activities. In 2023–2024, the General Fund provides 45.0 percent of the funding via a transfer.

Expenditures

Expenditures provide salaries, benefits, uniforms, supplies, and transportation to the following athletic programs and activities.

Middle School

Intramural athletic programs include:

- Basketball
- Track
- Volleyball
- Wrestling

Activities and clubs include:

- Assemblies
- Band/Orchestra
- Class activities
- TSA
- Student awards
- Student council
- Vocal music
- NJHS

High School

CHSAA programs include:

- Baseball
- Basketball
- Cross country
- Field hockey
- Football
- Golf
- Gymnastics
- Ice hockey
- Lacrosse
- Soccer
- Softball
- Spirit teams
- Swimming
- Tennis
- Track
- Volleyball
- Wrestling

Activities and clubs include:

- Band/Orchestra
- Chorus
- Class activities
- Drama
- Forensics
- TSA
- DECA
- NHS
- Jazz band
- Newspaper
- Student council
- Yearbook
- FCCLA
- FBLA
- Key Club
- Amnesty International



LITTLETON PUBLIC SCHOOLS

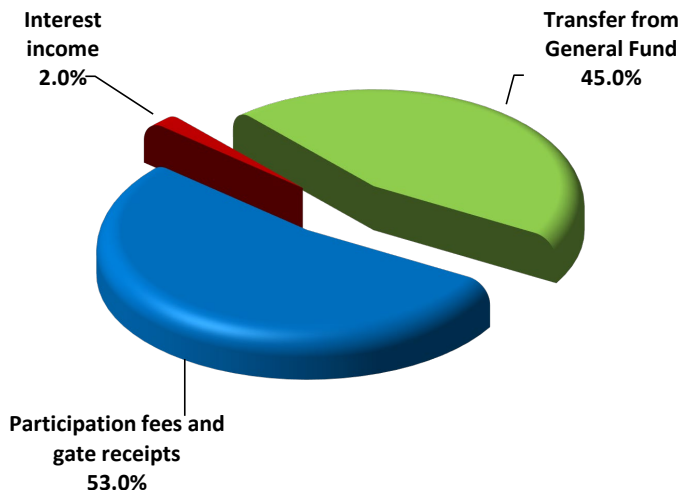
Littleton, Colorado

STUDENT ATHLETIC, ACTIVITIES, AND CLUBS FUND

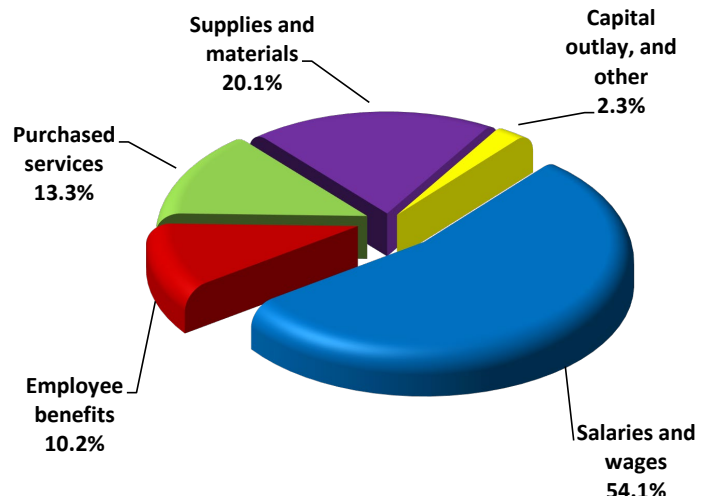
	2019–2020 Actual	2020–2021 Actual	2021–2022 Actual	Revised 2022–2023 Budget	2022–2023 Estimated	2023–2024 Budget
Revenues:						
Local sources, fees, and gate receipts:						
Elementary schools	\$63,723	\$32,137	\$40,924	\$50,000	\$47,310	\$45,000
Middle schools	184,731	65,181	169,851	222,500	104,836	136,500
High schools	2,061,325	1,269,184	2,354,779	1,517,513	1,822,607	1,984,878
Interest income	8,997	1,864	2,898	10,000	54,104	80,655
Transfer from General Fund	2,151,623 ‡	1,645,374	2,006,123	2,112,194	2,112,194	1,835,239
Total revenues	4,470,399	3,013,740	4,574,575	3,912,207	4,141,051	4,082,272
Expenditures:						
Salaries and wages	1,676,781	1,237,522	1,899,656	1,918,469	1,918,455	2,200,165
Employee benefits	453,293	276,826	419,069	457,102	434,219	415,412
Purchased services	1,323,192	668,019	1,211,928	154,374	1,137,805	541,455
Supplies and materials	885,145	515,683	560,297	1,338,791	558,464	815,630
Capital outlay	241,105	48,297	56,961	4,500	90,005	19,767
Other expenditures	117,286	40,988	95,537	49,600	111,388	75,536
Total expenditures	4,696,802	2,787,335	4,243,448	3,922,836	4,250,336	4,067,965
Excess of revenues over (under) expenditures	(226,403)	226,405	331,127	(10,629)	(109,285)	14,307
Fund balance—beginning	984,241	757,838	984,243	1,315,370	1,315,370	1,206,085
Committed fund balance	757,838	984,243	1,315,370	1,304,741	1,206,085	1,220,392
Fund balance—ending	\$757,838	\$984,243	\$1,315,370	\$1,304,741	\$1,206,085	\$1,220,392
Budget Appropriation				\$5,227,577		\$5,288,357

‡ All athletic, activities, and clubs programs ceased to operate at the end of March 2020 due to COVID-19 pandemic stay-at-home orders. As a result, most outside sources of revenue for this fund were significantly reduced. In order to meet employee contractual obligations for the remainder of 2019–2020, the transfer from the General Fund was increased.

2023–2024 Budgeted Revenue



2023–2024 Budgeted Expenditures

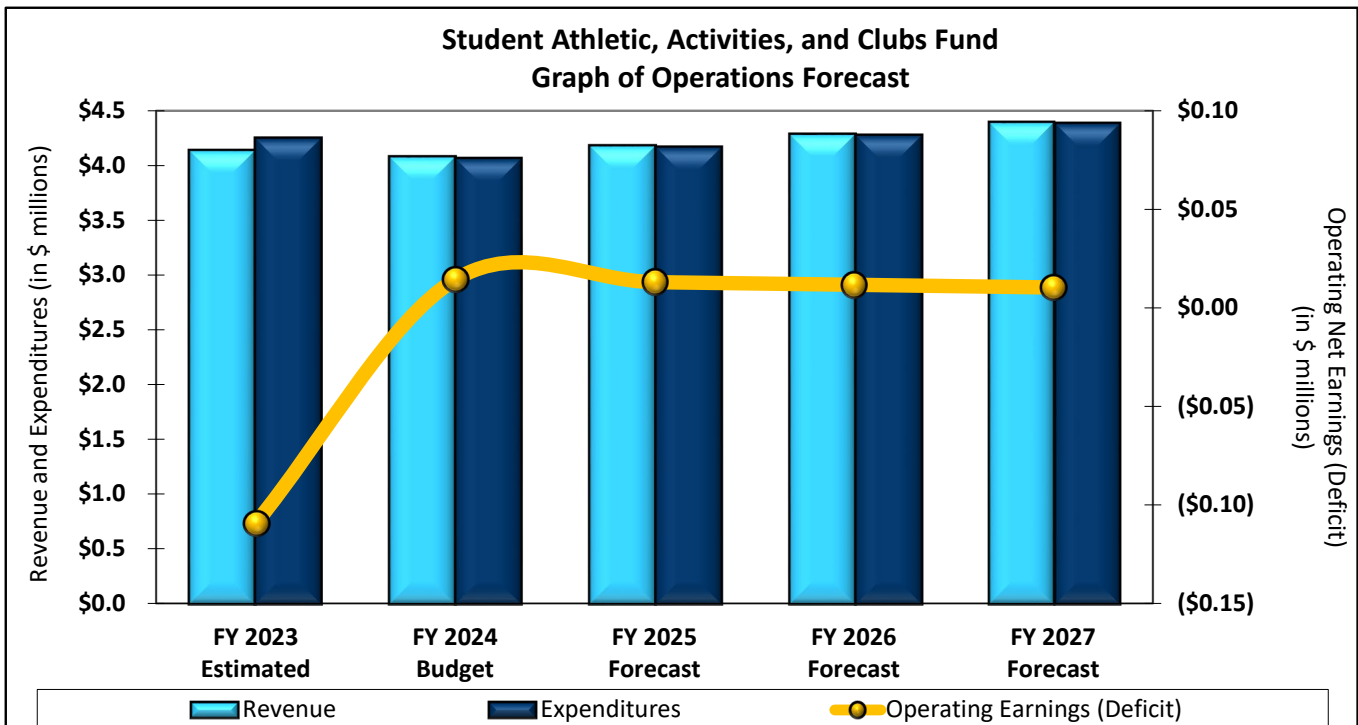


LITTLETON PUBLIC SCHOOLS

Littleton, Colorado

STUDENT ATHLETIC, ACTIVITIES, AND CLUBS FUND FORECAST OF REVENUES, EXPENDITURES, AND ENDING FUND BALANCE

	2022–2023 Estimated	2023–2024 Budget	2024–2025 Forecast	2025–2026 Forecast	2026–2027 Forecast
Beginning Fund Balance	\$1,315,370	\$1,206,085	\$1,220,392	\$1,233,421	\$1,245,124
Revenue:					
Local sources, fees, and gate receipts:					
Elementary schools	47,310	45,000	46,125	47,278	48,460
Middle schools	104,836	136,500	139,912	143,409	146,994
High schools	1,822,607	1,984,878	2,034,499	2,085,361	2,137,495
Interest income	54,104	80,655	82,429	84,242	86,095
Transfers from other funds	2,112,194	1,835,239	1,881,119	1,928,146	1,976,350
Total revenues	<u>4,141,051</u>	<u>4,082,272</u>	<u>4,184,084</u>	<u>4,288,436</u>	<u>4,395,394</u>
Expenditures:					
Salaries and wages	1,918,455	2,200,165	2,278,348	2,358,716	2,441,329
Employee benefits	434,219	415,412	425,797	436,441	447,352
Purchased services	1,137,805	541,455	546,869	552,337	557,860
Supplies and materials	558,464	815,630	823,786	832,023	840,343
Capital outlay	90,005	19,767	19,964	20,163	20,364
Other expenditures	111,388	75,536	76,291	77,053	77,823
Total expenditures	<u>4,250,336</u>	<u>4,067,965</u>	<u>4,171,055</u>	<u>4,276,733</u>	<u>4,385,071</u>
Ending Fund Balance	<u>\$1,206,085</u>	<u>\$1,220,392</u>	<u>\$1,233,421</u>	<u>\$1,245,124</u>	<u>\$1,255,447</u>



LITTLETON PUBLIC SCHOOLS

Littleton, Colorado

NUTRITION SERVICES FUND

The Nutrition Services Fund operates financially on a self-supporting basis. A primary consideration in its operation is adherence to the current dietary guidelines updated in response to the Healthy, Hunger-Free Kids Act of 2010. The focus of the guidelines includes the following.

- Provide meals developed to meet predetermined calorie ranges for each age/grade group.
- Provide both fruits and vegetables in all lunch meals.
- Provide foods rich in whole grains.
- Reduce sodium levels in all meals.

Preschool Through Grade 12			
Fiscal Year	Total Number of Students	Students Eligible for Free and Reduced Meals	Percent Free and Reduced
2018–2019	15,436	2,556	16.56%
2019–2020	14,988	2,450	16.35%
2020–2021	14,132	2,619	18.53%
2021–2022	13,698	1,504	10.98%
2022–2023	13,450	2,075	15.43%

Source: <http://www.cde.state.co.us/cdereval/pupilcurrent>

In order to facilitate the implementation of guidelines, the staff assesses not only department needs but also customer needs so as to set measurable goals and maintain a high level of customer service in all areas. For school year 2023–2024, all LPS schools will offer breakfast and lunch.

Revenues

Revenue is generated from student reimbursement and adult meal sales as well as from sales of individual a la carte items; prices may change based on cost changes from suppliers. Additionally, Nutrition Services participates in the federal commodities program. Federal programs include breakfast, snacks, lunch, and summer meals. During fiscal years 2020–2021 and 2021–2022, federal waivers allowed the district to provide meals to all enrolled students free of charge. These waivers were reflected in the federal aid category of revenues, which increased significantly during that time. Those federal waivers expired in fiscal year 2022–2023, at which time the primary source of revenue in this fund reverted to meal charges, as it was prior to the pandemic.

In November 2022, Colorado voters approved Proposition FF, Healthy School Meals for All, to help pay for school meals by limiting state tax deductions for those making more than \$300,000 per year. The district will be opting to participate in the Healthy School Meals for All program, meaning that all students will receive meals at no cost. The state of Colorado will pick up the difference between the federal reimbursements for free and paid meals. Meal prices for 2023–2024 are shown in the chart to the right.

2023–2024 Meal Prices		
Age Groups	Breakfast Price	Lunch Price
Preschool student	–	–
Elementary student	–	–
Middle school student	–	–
High school student	–	–
Adult	N/A	5.00
Milk only	0.90	0.90

Expenditures

The Nutrition Services Fund revenue completely covers the expenses of the fund, including expenditures for providing meals, warehousing costs, salaries, and benefits.

LITTLETON PUBLIC SCHOOLS

Littleton, Colorado

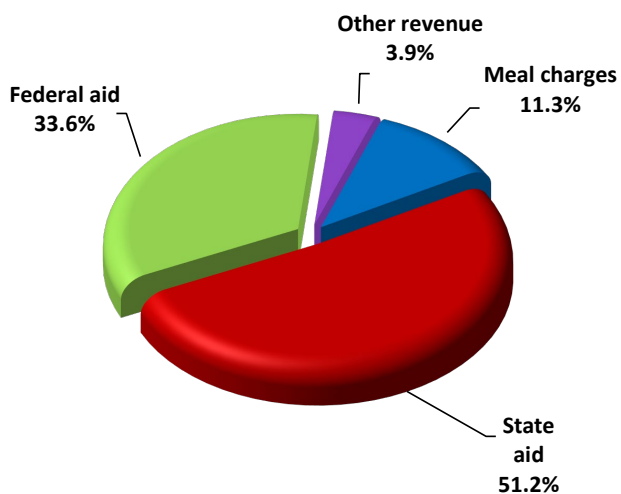
NUTRITION SERVICES FUND

	2019–2020 <u>Actual</u>	2020–2021 <u>Actual</u>	2021–2022 <u>Actual</u>	Revised 2022–2023 <u>Budget</u>	2022–2023 <u>Estimated</u>	2023–2024 <u>Budget</u>
Revenues:						
Meal charges	\$1,954,564	\$361,088	\$577,859	\$3,064,233	\$2,602,324	\$645,034
Federal aid	1,587,993	3,048,397 ‡	5,402,385 ‡	1,563,675	1,965,045	1,917,724
State aid	54,102	31,253	31,116	40,379	49,602	2,924,045 *
Interest income	-	-	4,997	5,000	97,860	95,000
Other revenue	56,624	153,790	24,396	20,000	8,763	8,000
Transfer from General Fund	-	-	-	150,000	-	116,955
Total revenues	<u>3,653,283</u>	<u>3,594,528</u>	<u>6,040,753</u>	<u>4,843,287</u>	<u>4,723,594</u>	<u>5,706,758</u>
Expenditures:						
Salaries and wages	1,388,347	1,367,775	1,637,109	1,729,552	1,877,981	2,119,576
Employee benefits	593,865	601,755	656,762	929,220	715,795	991,726
Purchased services	168,013	111,892	234,613	306,142	249,398	325,250
Supplies and materials	13,168	29,922	84,517	167,778	187,376	201,990
Food	1,275,921	869,841	1,649,866	1,404,160	1,244,718	1,610,000
Donated commodities	249,062	272,074	320,929	286,702	307,311	275,701
Capital outlay	6,408	18,995	40,508	119,384	1,075	180,015
Other expenditures	7,011	3,688	1,923	2,000	2,500	2,500
Total expenditures	<u>3,701,795</u>	<u>3,275,942</u>	<u>4,626,227</u>	<u>4,944,938</u>	<u>4,586,154</u>	<u>5,706,758</u>
Excess of revenues over (under) expenditures	(48,512)	318,586	1,414,526	(101,651)	137,440	-
Fund balance—beginning	<u>1,201,409</u>	<u>1,152,897</u>	<u>1,471,483</u>	<u>2,886,009</u>	<u>2,886,009</u>	<u>3,023,449</u>
Restricted fund balance	<u>1,152,897</u>	<u>1,471,483</u>	<u>2,886,009</u>	<u>2,784,358</u>	<u>3,023,449</u>	<u>3,023,449</u>
Fund balance—ending	<u><u>\$1,152,897</u></u>	<u><u>\$1,471,483</u></u>	<u><u>\$2,886,009</u></u>	<u><u>\$2,784,358</u></u>	<u><u>\$3,023,449</u></u>	<u><u>\$3,023,449</u></u>
Budget Appropriation				<u><u>\$7,729,296</u></u>		<u><u>\$8,730,207</u></u>

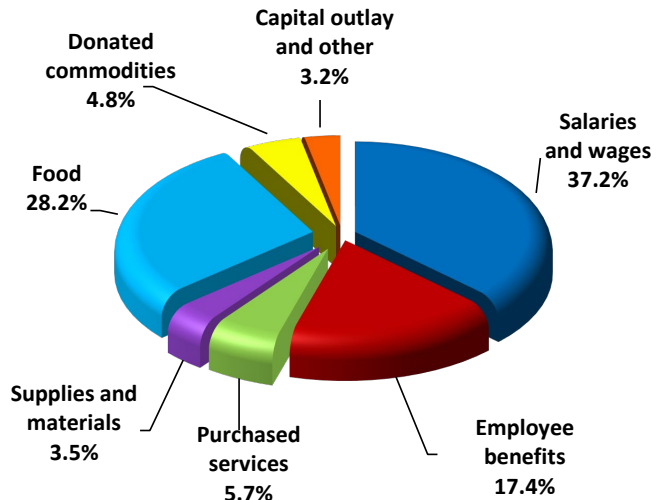
‡ Due to COVID-19 pandemic the federal government offered waivers in fiscal years 2020–2021 and 2021–2022 allowing the district to provide free meals for all enrolled students. The waivers expired in 2022–2023.

* In November 2022, Proposition FF, Healthy School Meals for All, was passed allowing reimbursement from the state.

2023–2024 Budgeted Revenue



2023–2024 Budgeted Expenditures



LITTLETON PUBLIC SCHOOLS

Littleton, Colorado

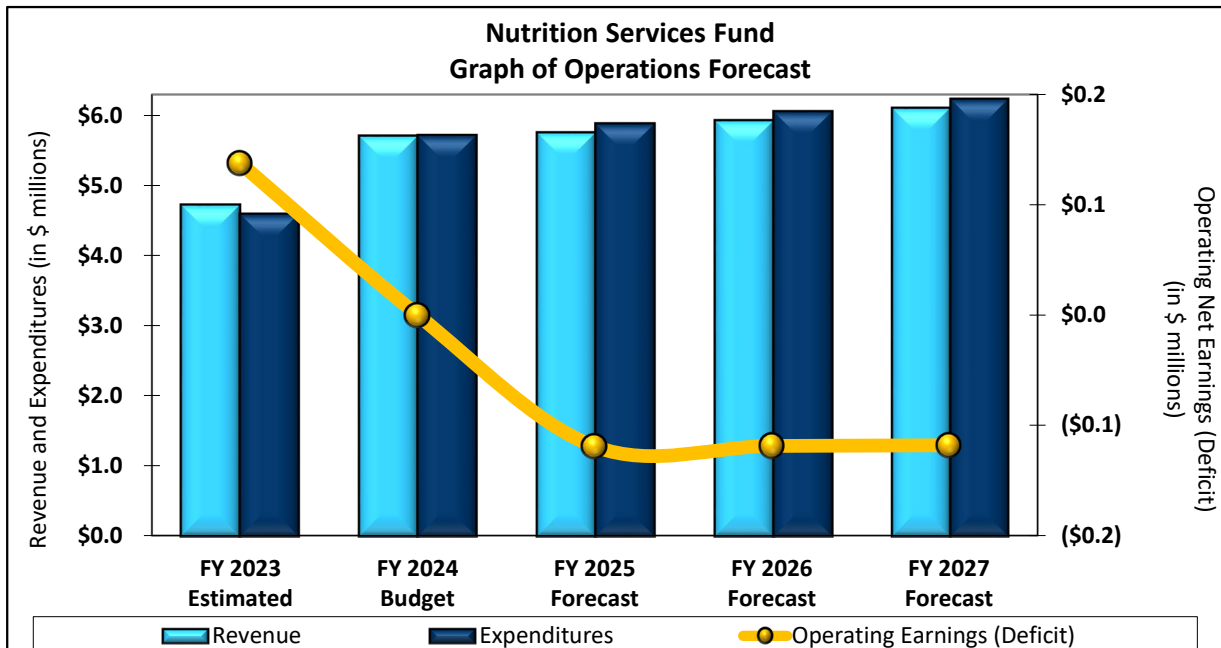
NUTRITION SERVICES FUND

FORECAST OF REVENUES, EXPENDITURES, AND ENDING FUND BALANCE

	2022–2023 Estimated	2023–2024 Budget	2024–2025 Forecast	2025–2026 Forecast	2026–2027 Forecast
Beginning Fund Balance	\$2,886,009	\$3,023,449	\$3,023,449	\$2,904,191	\$2,785,469
Revenue:					
Meal charges	2,602,324	645,034	664,385	684,316	704,845
Federal aid	1,965,045	1,917,724	1,975,255	2,034,512	2,095,547
State aid	49,602 *	2,924,045	3,011,766	3,102,118	3,195,181
Interest income	97,860	95,000	95,000	97,850	100,785
Other revenue	8,763	8,000	8,120	8,241	8,364
Transfer from General Fund	-	116,955	-	-	-
Total revenues	<u>4,723,594</u>	<u>5,706,758 ‡</u>	<u>5,754,526</u>	<u>5,927,037</u>	<u>6,104,722</u>
Expenditures:					
Salaries and wages	1,877,981	2,119,576	2,183,163	2,248,657	2,316,116
Employee benefits	715,795	991,726	1,021,477	1,052,121	1,083,684
Purchased services	249,398	325,250	335,007	345,057	355,408
Supplies and materials	187,376	201,990	208,049	214,290	220,718
Food	1,244,718	1,610,000	1,658,300	1,708,049	1,759,290
Donated commodities	307,311	275,701	279,836	284,033	288,293
Capital outlay	1,075	180,015	185,415	190,977	196,706
Other expenditures	2,500	2,500	2,537	2,575	2,613
Total expenditures	<u>4,586,154</u>	<u>5,706,758</u>	<u>5,873,784</u>	<u>6,045,759</u>	<u>6,222,828</u>
Ending Fund Balance	<u>\$3,023,449</u>	<u>\$3,023,449</u>	<u>\$2,904,191</u>	<u>\$2,785,469</u>	<u>\$2,667,363</u>

‡ Effective 2023–2024 the district began to participate in the state's voter-approved Healthy School Meals for All program. This program caused a shift in funding sources for this fund.

* In November 2022, Proposition FF, Healthy School Meals for All, was passed allowing reimbursement from the state.



LITTLETON PUBLIC SCHOOLS

Littleton, Colorado

EXTENDED DAY CARE PROGRAM FUND

The programs offered through the Extended Day Care Program Fund provide parents and guardians with safe, educational, and constructive before- and after-school activities for students from preschool through Grade 5 by promoting physical, emotional, and intellectual development opportunities for participants. The programs provide homework assistance, assist in the development of communications skills and cognitive reasoning, contribute to science and technology programs, and furnish both indoor and outdoor recreational activities and field trips. Changes in the needs of the individual schools' communities cause schools to adjust program offerings accordingly each fiscal year.

In April 2022, the governor of Colorado signed legislation that allows four-year-olds access to 10 hours per week of tuition-free preschool, public or private, beginning in 2023–2024. This change reduces the portion of the district's preschool programs which can be operated through this fund. The state funded portion of the preschool programs will be operated out of the General Fund in the future. Additional preschool hours funded by the students' families directly will still be accounted for in the Extended Day Care Program Fund.

2023–2024 Programs by Location		
School	Preschool	Before- and After-School
Centennial	✓	✓
Field		✓
Ford		✓
Gaskill		✓
Hopkins		✓
Lenski		✓
Little Raven		✓
Runyon		✓
Sandburg		✓
Wilder		✓
The Village	✓	

Revenues

The primary revenue source for this fund is user fees. Rates for most programs and service options are standardized. The chart below illustrates what parents can expect to pay for the service options they decide to utilize.

Approximate Rates for 2023–2024										
	Before School	After School	Both Before- and After-School	All day (nonstudent days and summer)	Centennial Preschool		The Village Early Childhood Education			
					Preschool 2 Days Week (3 yr. olds only)	Preschool 3 Days Week (4 yr. olds only)	Preschool 4 Days Week (half day)	Preschool 4 Days Week (full day)	PEP Preschool Extra Day Per Week	PEP Before- or After-School
Daily	\$8.00	\$21.00	\$29.00	\$46.00	\$48.63	\$46.75	\$26.56	\$48.44	\$56.25	\$10.00
Weekly	\$40.00	\$105.00	\$145.00	\$230.00	\$97.25	\$140.25	\$106.24	\$193.76	\$56.25	\$10.00

Expenditures

Extended day care revenues primarily cover direct program expenditures including the salaries and benefits of employees, supplies to maintain the programs, field trips for program participants, and any required state and county licensing fees. Additionally, approximately \$300,561 of indirect costs are expressed as a transfer to the General Fund. Indirect costs help cover administrative and operational expenses associated with maintaining the buildings in which the programs operate.

LITTLETON PUBLIC SCHOOLS

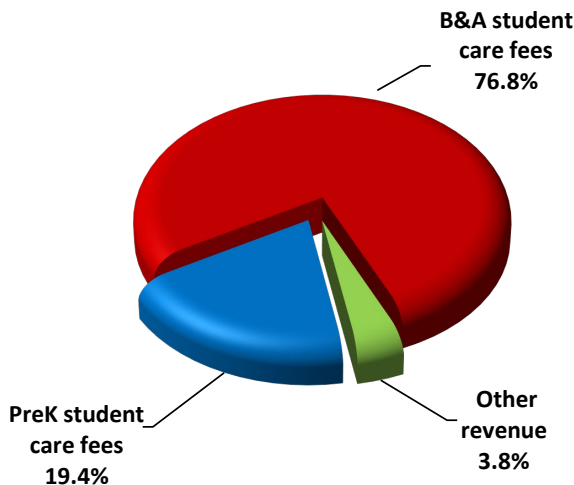
Littleton, Colorado

EXTENDED DAY CARE PROGRAM FUND

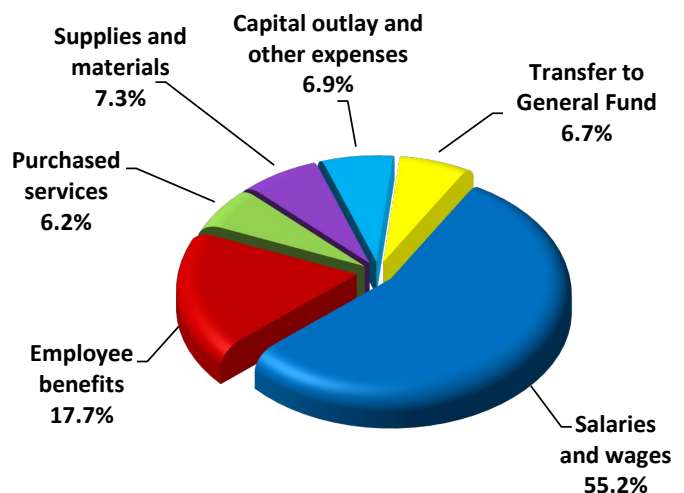
	2019–2020	2020–2021	2021–2022	Revised 2022–2023	2022–2023	2023–2024
	Actual	Actual	Actual	Budget	Estimated	Budget
Revenues:						
PreK student care fees	\$869,870	\$646,176	\$950,990	\$892,303	\$865,283	\$864,362
B&A student care fees	2,273,121	1,427,443	2,810,148	3,167,114	3,340,182	3,429,378
Interest income	-	-	6,781	100,774	135,007	171,750
Gifts to schools	3,328	23,106	9,419	520,000	522,055	-
State grants	-	296,580	-	-	-	-
Federal grants	-	74,250	-	-	-	-
Other revenue	2,823	177	87	-	35	-
Transfer from General Fund	-	63,077	-	-	-	-
Total revenues	3,149,142 ‡	2,530,809 ‡	3,777,425	4,680,191	4,862,562	4,465,490
Expenditures:						
Salaries and wages	2,670,586	1,832,455	1,765,834	2,695,791	2,298,937	2,465,864
Employee benefits	985,095	675,025	586,440	1,048,586	752,643	792,192
Purchased services	202,561	101,539	161,131	262,627	185,642	275,304
Supplies and materials	198,181	76,787	50,875	185,979	131,111	325,268
Capital outlay	65,224	36,007	20,644	343,282	718,151	128,813
Other expenditures	35,430	16,594	(80,186)	150,492	5,296	177,488
Transfer to General Fund	-	-	263,995	284,161	294,383	300,561
Total expenditures	4,157,077	2,738,407	2,768,733	4,970,918	4,386,163	4,465,490
Excess of revenues over (under) expenditures	(1,007,935)	(207,598)	1,008,692	(290,727)	476,399	-
Fund balance—beginning	2,778,614	1,770,679	1,563,081	2,571,773	2,571,773	3,048,172
Committed fund balance	1,770,679	1,563,081	2,571,773	2,281,046	3,048,172	3,048,172
Fund balance—ending	\$1,770,679	\$1,563,081	\$2,571,773	\$2,281,046	\$3,048,172	\$3,048,172
Budget Appropriation				\$7,251,964		\$7,513,662

‡ All programs ceased to operate at the end of March 2020 due to COVID-19 pandemic stay-at-home orders. Continuing operational challenges caused by the pandemic continued through 2020–2021.

2023–2024 Budgeted Revenue



2023–2024 Budgeted Expenditures



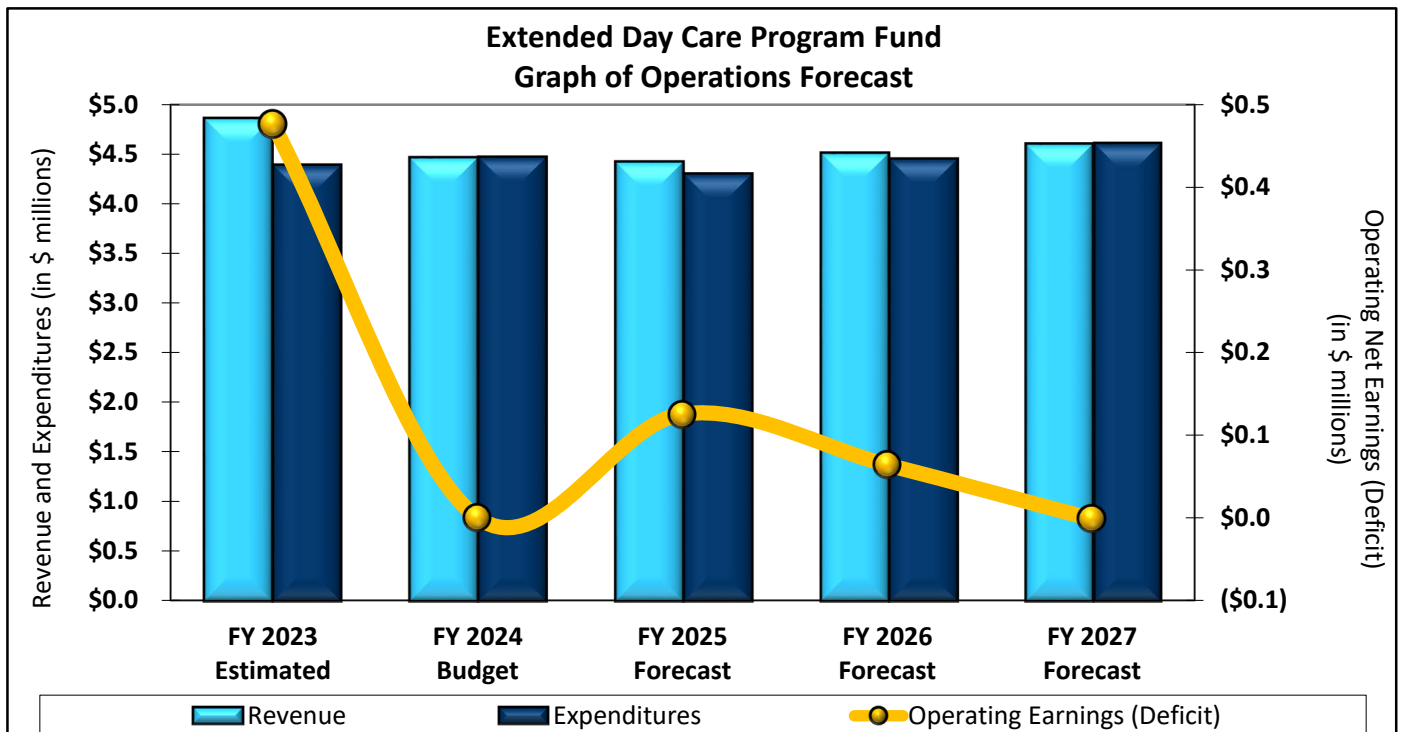
LITTLETON PUBLIC SCHOOLS

Littleton, Colorado

EXTENDED DAY CARE PROGRAM FUND

FORECAST OF REVENUES, EXPENDITURES, AND ENDING FUND BALANCE

	2022–2023 Estimated	2023–2024 Budget	2024–2025 Forecast	2025–2026 Forecast	2026–2027 Forecast
Beginning Fund Balance	\$2,571,773	\$3,048,172	\$3,048,172	\$3,173,771	\$3,237,751
Revenue:					
PreK student care fees	865,283	864,362	881,649	899,282	917,268
B&A student care fees	3,340,182	3,429,378	3,497,966	3,567,925	3,639,283
Interest income	135,007	171,750	43,796	44,672	45,566
Gifts to schools	522,055	-	1,200	1,200	1,200
Other revenue	35	-	-	-	-
Total revenues	<u>4,862,562</u>	<u>4,465,490</u>	<u>4,424,611</u>	<u>4,513,079</u>	<u>4,603,317</u>
Expenditures:					
Salaries and wages	2,298,937	2,465,864	2,564,499	2,667,079	2,773,762
Employee benefits	752,643	792,192	846,285	880,136	915,341
Purchased services	185,642	275,304	188,427	191,253	194,122
Supplies and materials	131,111	325,268	133,078	135,074	137,100
Capital outlay	718,151	128,813	80,000	80,000	80,000
Other expenditures	5,296	177,488	180,150	182,853	185,595
Transfers out	294,383	300,561	306,573	312,704	318,959
Total expenditures	<u>4,386,163</u>	<u>4,465,490</u>	<u>4,299,012</u>	<u>4,449,099</u>	<u>4,604,879</u>
Ending Fund Balance	<u>\$3,048,172</u>	<u>\$3,048,172</u>	<u>\$3,173,771</u>	<u>\$3,237,751</u>	<u>\$3,236,189</u>



THIS PAGE LEFT BLANK
INTENTIONALLY FOR
PRESENTATION PURPOSES

FINANCIAL SECTION COMPONENT UNITS



THIS PAGE LEFT BLANK
INTENTIONALLY FOR
PRESENTATION PURPOSES

LITTLETON PUBLIC SCHOOLS

Littleton, Colorado

CHARTER SCHOOLS

Overview

Charter schools in Colorado are authorized by Colorado Revised Statutes 22-30.5-101 et. seq. (referred to as the “Charter Schools Act”). The two charter schools of the district are each organized as not-for-profit organizations with their own governing boards of directors. The charter schools are accounted for as component units of the district, evidenced by the fact that the schools are financially dependent on the district but are largely independent entities. The district includes the per-pupil funding for the number of charter school students in its General Fund budgeted revenue, and budgets the same funding amount, which is provided to the charter schools for their operating costs, as an expenditure.

Both charter schools have adopted the mission statement, “To provide, within the Littleton community, a content-rich, academically rigorous education with a well-defined, sequential curriculum in a safe, orderly, and caring environment.”

Littleton Academy

Littleton Academy was created in the 1996–1997 school year to provide a new choice for education, emphasizing the Core Knowledge curriculum. Enrollment is open by application for pupils in Grades K–8 who seek a more traditional educational experience.

Funding for Littleton Academy is based on an annual agreement between Littleton Academy and the district which calls for the district to provide full funding of the district’s per-pupil funding. Additionally, \$504,134 is provided representing Littleton Academy’s share of the mill levy override elections’ funding and another \$630,097 is provided as the school’s share of the Debt-Free Schools Mill Levy funding for the school’s operations and technology needs. The charter school agreement includes a provision for the school to pay for certain district central administration, including limited special education services and administration central support costs.

Littleton Preparatory

Littleton Preparatory Charter School was created in the 1998–1999 school year to provide an educational choice for students and parents utilizing the direct instruction model. Enrollment is open by application for pupils in Grades K–8. Student mastery of the core academic subjects and then advancement to more challenging material is central to the concept of Littleton Preparatory.

Funding for Littleton Preparatory is based on an annual agreement for full district per-pupil funding, plus \$600,000 representing its share of the mill levy override elections’ funding. The school also receive an additional \$671,917 of the Debt-Free Schools Mill Levy funding for the school’s operations and technology needs. The annual agreement also provides for payment by the charter school to the district for certain central administration including limited special education services and administration support costs.

LITTLETON PUBLIC SCHOOLS
Littleton, Colorado

COMPONENT UNITS—CHARTER SCHOOLS
ALL FUNDS SUMMARY

	2019–2020 Actual	2020–2021 Actual	2021–2022 Actual	Revised 2022–2023 Budget	2023–2024 Budget
Beginning fund balance	\$3,499,573	\$3,849,780	\$4,589,215	\$5,190,782	\$5,233,334
Revenues:					
Per-pupil funding	8,310,321	7,766,140	8,387,590	8,656,593	9,453,769
Override election funding	1,109,921	960,288	1,020,911	1,032,736	1,104,134
Debt-free schools mill levy	-	827,511	1,051,804	1,136,042	1,302,014
State capital construction grant	315,189	303,289	295,050	284,713	321,519
Kindergarten and preschool fees	189,218	178,871	157,138	180,000	180,000
Gifts to schools	119,827	89,020	128,928	38,505	45,155
Interest income	71,329	8,191	14,215	6,000	95,000
Book fees	35,448	30,530	53,249	40,000	49,000
Instructional materials fees	52,259	74,732	58,125	62,158	55,468
Grocery certificates	7,140	6,203	6,246	5,000	-
Other income	181,945	637,770	288,988	241,930	27,785
Total revenues	10,392,597	10,882,545	11,462,244	11,683,677	12,633,844
Total available	\$13,892,170	\$14,732,325	\$16,051,459	\$16,874,459	\$17,867,178
Expenditures:					
Salaries	\$5,696,881	\$5,755,517	\$6,086,291	\$6,324,024	\$6,834,783
Employee benefits	1,942,579	2,014,113	2,033,587	2,293,663	2,401,241
Purchased services	1,320,030	1,370,322	1,652,608	1,724,693	1,859,230
District services	579,108	603,405	570,212	613,562	615,292
Supplies and materials	416,269	382,237	366,458	621,264	656,690
Capital outlay	70,076	13,703	136,884	50,000	22,320
Other expenditures	17,447	3,813	14,637	13,919	11,250
Total expenditures	10,042,390	10,143,110	10,860,677	11,641,125	12,400,806
Fund balances					
Restricted fund balance	311,400	340,633	310,600	1,301,273	1,534,311
Assigned fund balance	467,556	867,188	882,058	882,058	882,058
Unassigned fund balance	3,070,824	2,815,555	3,111,064	3,050,003	3,050,003
Ending fund balance	\$3,849,780	\$4,589,215	\$5,190,782	\$5,233,334	\$5,466,372
Number of Students Served	1,016	984	962	939	934

LITTLETON PUBLIC SCHOOLS
Littleton, Colorado

COMPONENT UNIT—LITTLETON ACADEMY
GENERAL OPERATING FUND

	2019–2020 Actual	2020–2021 Actual	2020–2021 Actual	Revised 2022–2023 Budget	2023–2024 Budget
Beginning fund balance	\$2,015,772	\$2,168,046	\$2,128,294	\$2,187,012	\$2,187,012
Revenues:					
Per-pupil funding	3,787,085	3,573,522	3,916,217	4,141,388	4,568,364
Override election funding	501,850	437,137	451,283	509,485	504,134
State capital construction grant	143,543	137,968	135,765	134,713	161,519
Instructional materials fees	52,259	74,732	58,125	62,158	55,468
Gifts to schools	55,670	60,247	47,455	38,505	45,155
Interest income	40,139	4,445	6,293	5,000	45,000
Other income	58,665	326,753	189,612	241,930	27,785
Total revenues	<u>4,639,211</u>	<u>4,614,804</u>	<u>4,804,750</u>	<u>5,133,179</u>	<u>5,407,425</u>
Total available	<u>\$6,654,983</u>	<u>\$6,782,850</u>	<u>\$6,933,044</u>	<u>\$7,320,191</u>	<u>\$7,594,437</u>
Expenditures:					
Salaries	\$2,508,040	\$2,586,699	\$2,718,838	\$2,986,112	\$3,208,942
Employee benefits	853,496	899,733	893,450	1,022,906	1,050,680
Purchased services	654,809	670,924	676,099	643,390	673,876
District services	265,850	296,399	268,468	275,562	291,792
Supplies and materials	176,494	193,473	178,569	204,209	182,135
Capital outlay	20,995	7,068	7,320	-	-
Other expenditures	7,253	260	3,288	1,000	-
Total expenditures	<u>4,486,937</u>	<u>4,654,556</u>	<u>4,746,032</u>	<u>5,133,179</u>	<u>5,407,425</u>
Fund balances					
Restricted fund balance	138,900	127,800	144,500	144,500	144,500
Assigned fund balance	307,556	330,108	344,978	344,978	344,978
Unassigned fund balance	1,721,590	1,670,386	1,697,534	1,697,534	1,697,534
Ending fund balance	<u>\$2,168,046</u>	<u>\$2,128,294</u>	<u>\$2,187,012</u>	<u>\$2,187,012</u>	<u>\$2,187,012</u>
Number of Students Served	<u>463</u>	<u>456</u>	<u>455</u>	<u>454</u>	<u>452</u>



LITTLETON PUBLIC SCHOOLS
Littleton, Colorado

COMPONENT UNIT—LITTLETON ACADEMY
OPERATIONS AND TECHNOLOGY FUND

	2019–2020 Actual	2020–2021 Actual	2021–2022 Actual	Revised 2022–2023 Budget	2023–2024 Budget
Beginning fund balance	\$ -	\$ -	\$380,811	\$496,888	\$600,501
Revenues:					
Debt-free schools mill levy	-	380,772	491,094	546,359	630,097
Interest income	-	39	1,136	-	-
Total revenues	-	380,811	492,230	546,359	630,097
Total available	<u>\$ -</u>	<u>\$380,811</u>	<u>\$873,041</u>	<u>\$1,043,247</u>	<u>\$1,230,598</u>
Expenditures:					
Purchased services	\$ -	\$ -	\$278,865	\$301,886	\$267,904
Supplies and materials	-	-	16,071	90,860	131,233
Capital outlay	-	-	81,217	50,000	22,320
Total expenditures	-	-	376,153	442,746	421,457
Fund balance					
Restricted fund balance	-	-	496,888	600,501	809,141
Ending fund balance	<u>\$ -</u>	<u>\$380,811 ‡</u>	<u>\$496,888</u>	<u>\$600,501</u>	<u>\$809,141</u>

‡ The Littleton Academy Board of Education voted in December 2020 to save all funds received in 2020–2021 for future projects.

LITTLETON PUBLIC SCHOOLS
Littleton, Colorado

COMPONENT UNIT—LITTLETON PREPARATORY
GENERAL OPERATING FUND

	2019–2020 Actual	2020–2021 Actual	2021–2022 Actual	Revised 2022–2023 Budget	2023–2024 Budget
Beginning fund balance	\$1,483,801	\$1,681,734	\$1,836,049	\$2,116,710	\$2,055,649
Revenues:					
Per-pupil funding	4,523,236	4,192,618	4,471,373	4,515,205	4,885,405
Override election funding	608,071	523,151	569,628	523,251	600,000
State capital construction grant	171,646	165,321	159,285	150,000	160,000
Kindergarten and preschool fees	189,218	178,871	157,138	180,000	180,000
Gifts to schools	64,157	28,773	81,473	-	-
Interest income	31,190	3,684	6,081	1,000	50,000
Book fees	35,448	30,530	53,249	40,000	49,000
Grocery certificates	7,140	6,203	6,246	5,000	-
Other income	123,280	311,017	99,376	-	-
Total revenues	5,753,386	5,440,168	5,603,849	5,414,456	5,924,405
Total available	\$7,237,187	\$7,121,902	\$7,439,898	\$7,531,166	\$7,980,054
Expenditures:					
Salaries	\$3,188,841	\$3,109,877	\$3,225,055	\$3,193,255	\$3,388,411
Employee benefits	1,089,083	1,094,161	1,091,399	1,177,198	1,322,170
Purchased services	665,221	622,300	608,856	592,950	727,150
District services	313,258	307,006	301,744	338,000	323,500
Supplies and materials	239,775	148,794	65,036	161,195	151,924
Capital outlay	49,081	162	19,749	-	-
Other expenditures	10,194	3,553	11,349	12,919	11,250
Total expenditures	5,555,453	5,285,853	5,323,188	5,475,517	5,924,405
Fund balances					
Restricted fund balance	172,500	153,800	166,100	166,100	166,100
Assigned fund balance	160,000	537,080	537,080	537,080	537,080
Unassigned fund balance	1,349,234	1,145,169	1,413,530	1,352,469	1,352,469
Ending fund balance	\$1,681,734	\$1,836,049	\$2,116,710	\$2,055,649	\$2,055,649
Number of Students Served	553	528	507	485	482



LITTLETON PUBLIC SCHOOLS
Littleton, Colorado

COMPONENT UNIT—LITTLETON PREPARATORY
OPERATIONS AND TECHNOLOGY FUND

	2019–2020 Actual	2020–2021 Actual	2021–2022 Actual	Revised 2022–2023 Budget	2023–2024 Budget
Beginning fund balances	\$ -	\$ -	\$244,061	\$390,172	\$390,172
Revenues:					
Debt-free schools mill levy	-	446,739	560,710	589,683	671,917
Interest income	-	23	705	-	-
Total revenues	-	446,762	561,415	589,683	671,917
Total available	<u>\$ -</u>	<u>\$446,762</u>	<u>\$805,476</u>	<u>\$979,855</u>	<u>\$1,062,089</u>
Expenditures:					
Salaries	\$ -	\$58,941	\$142,398	\$144,657	\$237,430
Employee benefits	-	20,219	48,738	93,559	28,391
Purchased services	-	77,098	88,788	186,467	190,300
Supplies and materials	-	39,970	106,782	165,000	191,398
Capital outlay	-	6,473	28,598	-	-
Total expenditures	-	202,701	415,304	589,683	647,519
Fund balance					
Restricted fund balance	-	59,033	59,033	390,172	414,570
Ending fund balance	<u>\$ -</u>	<u>\$244,061</u>	<u>\$390,172</u>	<u>\$390,172</u>	<u>\$414,570</u>